SHIRE OF BOYUP BROOK

# Shire of Boyup Brook

**Payments 01/06/2021 - 30/06/2021**

(GST Inclusive Accordingly)

ATTACHMENT 10.2.1

| Chq/EFT | Date | Name | Description | Amount |
|---|---|---|---|---|
| 20510 | 08/06/2021 | Building and Construction Training Fund BCITF | BCITF Levy Collected May2021 | -936.04 |
| 20511 | 08/06/2021 | Department Of Communities | ELC Small Service Annual Fee 2021-2022 | -210.00 |
| 20512 | 08/06/2021 | Department of Mines, Industry Regulation and | BSL Collected May2021 | -1095.69 |
| 20513 | 08/06/2021 | Shire of Boyup Brook | BSL and BCITF Commission May2021 | -66.50 |
| 20514 | 18/06/2021 | Water Corporation | Water Across Shire Facilities to 01/06/2021 | -5538.17 |
| 20515 | 25/06/2021 | Department of Transport - Licensing | Fleet Licensing 01/07/2021-30/06/2022 | -9731.60 |
| 20516 | 25/06/2021 | Water Corporation | Water Across Shire Facilities to 01/06/2021 | -2845.68 |
| 20517 | 28/06/2021 | Petty Cash | Admin Petty Cash Recoup Jun2021 | -9.00 |
| 20518 | 28/06/2021 | Pivotel | GPS Tracking Service - Grader and Transfer Station Jun2021 | -68.00 |
| | | | **TOTAL MUNI CHEQUES to 30 June 2021** | **-20,500.68** |

| Chq/EFT | Date | Name | Description | Amount |
|---|---|---|---|---|
| EFT10899 | 04/06/2021 | Ampol Petroleum Distributors Pty Ltd (previously Caltex Energy WA) | Fuel May2021 | -6489.67 |
| EFT10900 | 04/06/2021 | Australian Services Union | Payroll Deductions | -51.80 |
| EFT10901 | 04/06/2021 | Black Box Control Pty Ltd | Monthly Grader Tracking Service Jun2021 | -115.50 |
| EFT10902 | 04/06/2021 | Boyup Brook Co - Operative | Purchases Apr2021 | -1762.50 |
| EFT10903 | 04/06/2021 | Boyup Brook Medical Services | ELC - Pre-employment Medical | -170.00 |
| EFT10904 | 04/06/2021 | Boyup Brook Tyre Service | P221 Action 2010 Side Tipper Semi Trailer - Repairs | -49.50 |
| EFT10904 | 04/06/2021 | Boyup Brook Tyre Service | P196 Komatsu 555 Grader - Tyre | -1780.00 |
| EFT10904 | 04/06/2021 | Boyup Brook Tyre Service | P212 Komatsu 555 Grader - Tyre | -1780.00 |
| EFT10904 | 04/06/2021 | Boyup Brook Tyre Service | P155 Bomag Multi Tyre Roller - Repairs | -154.00 |
| EFT10905 | 04/06/2021 | Bridgetown Timber Sales | Purchases Apr2021 | -885.51 |
| EFT10906 | 04/06/2021 | Bruce Willson (t/as Bruce Willson Roof Plumbing) | 1 Rogers Ave - Repair Roof Leak | -120.00 |
| EFT10906 | 04/06/2021 | Bruce Willson (t/as Bruce Willson Roof Plumbing) | Admin Building - Repair Roof Leak | -385.00 |
| EFT10907 | 04/06/2021 | City Of Busselton | South West Regional Waste Group Project Officer Contribution 2020-21 2nd Instalment | -1039.50 |
| EFT10908 | 04/06/2021 | Craneford Plumbing | Tourist Centre Toilets - Quarterly ATU Service May2021 | -137.50 |
| EFT10909 | 04/06/2021 | Crazy Communities | Rylington Park Constitution Update | -385.00 |
| EFT10910 | 04/06/2021 | DG Millington & MH Millington | LRCI Forrest St Carpark - Retaining Wall | -5000.00 |
| EFT10911 | 04/06/2021 | Dsak Pty Ltd (Manjimup and Bridgetown Retravision) | 7 Knapp St - Replace Dishwasher | -898.00 |
| EFT10912 | 04/06/2021 | Fulton Hogan Industries Pty Ltd | Road Maintenance Supplies | -1795.20 |
| EFT10913 | 04/06/2021 | G&M Detergents | Townsite Hygiene Service Agreement May2021-May2022 | -2295.00 |
| EFT10914 | 04/06/2021 | Hales Electrical | Admin Front Counter - Relocate Power Outlets | -275.00 |
| EFT10915 | 04/06/2021 | Stephen & Yvonne Dent | Rent MWS House 3 Reid Pl 03/06/2021 - 16/06/2021 | -600.00 |
| EFT10916 | 08/06/2021 | A & L Printers | MWS Business Cards | -140.40 |
| EFT10917 | 08/06/2021 | Australian Taxation Office | PAYG Apr-May2021 | -142291.00 |
| EFT10918 | 08/06/2021 | Barrett & Sons Pty Ltd (The Trustee for Barrett Building Trust) | LRCI Flax Mill Caravan Park - Amenities Upgrade | -35000.00 |
| EFT10919 | 08/06/2021 | BizLinQ Technology Pty Ltd | MS Office 365 ProPlus Monthly Subscription 21/05/2021-20/06/2021 | -559.94 |
| EFT10919 | 08/06/2021 | BizLinQ Technology Pty Ltd | Microsoft Office 365 Project Plan 3 Monthly Subscription 21/05/2021-20/06/2021 | -92.40 |
| EFT10920 | 08/06/2021 | Blackwood Plant Hire | Grave Preparation | -4015.00 |
| EFT10921 | 08/06/2021 | Commander | Commander System Monthly Rental Jun2021 | -225.96 |
| EFT10922 | 08/06/2021 | Department of Fire & Emergency Services | 2020/21 Emergency Services Levy 4th Quarter Contribution | -11310.30 |
| EFT10923 | 08/06/2021 | Erujin Pty Ltd | Rates Refund | -1333.66 |
| EFT10924 | 08/06/2021 | Hales Electrical | Swimming Pool - Pump Room Ventilation Upgrade | -1782.00 |
| EFT10924 | 08/06/2021 | Hales Electrical | LRCI Tourist Centre - Electrical and Lighting Upgrade | -3344.00 |
| EFT10925 | 08/06/2021 | Harvey Norman AV/IT Superstore Bunbury (BUNBAVIT P/L t/as) | Depot Expendable Tools | -398.00 |
| EFT10926 | 08/06/2021 | IXOM Operations Pty Ltd | Chlorine Gas Cylinder Service Fee Apr2021 | -81.84 |
| EFT10927 | 08/06/2021 | KA & LJ Chambers | Anzac Day Wreath | -100.00 |
| EFT10927 | 08/06/2021 | KA & LJ Chambers | LRCI Tourist Centre - Garden Plants | -531.30 |
| EFT10928 | 08/06/2021 | Landgate | Ward Boundary Changes - Lodgement of Deposited Plan | -1255.50 |
| EFT10929 | 08/06/2021 | Lotta Pty Ltd | Catering May2021 | -75.00 |
| EFT10930 | 08/06/2021 | Manjimup Toyota & Mitsubishi | Fleet Vehicle - MR Triton GLX 2.4L D 6M/T 44 Club Cab (Less Trade-in) | -10746.60 |
| EFT10931 | 08/06/2021 | Metal Artwork Creations | MWS Name Plate | -55.17 |
| EFT10932 | 08/06/2021 | NAPA (formerly Covs) | P206 Triton Tip Tray Ute - Service Kit | -99.55 |
| EFT10933 | 08/06/2021 | Neverfail Springwater Limited | Medical Centre - Water | -43.85 |
| EFT10933 | 08/06/2021 | Neverfail Springwater Limited | Council Chambers - Water | -29.65 |
| EFT10934 | 08/06/2021 | Noel Mounsher | Refund Tip Pass | -27.00 |
| EFT10935 | 08/06/2021 | Nuturf a division of AMGROW AUSTRALIA Pty Ltd | Rec Grounds - Herbicides | -1001.00 |
| EFT10936 | 08/06/2021 | Officeworks Superstores Pty Ltd | Admin and ELC Stationery | -421.17 |
| EFT10937 | 08/06/2021 | Old Dog Dirt & Diesel | P225 Isuzu Giga Prime Mover - Service Kit | -322.30 |
| EFT10938 | 08/06/2021 | OnSolution Pty Ltd | Medical Supplies | -311.50 |
| EFT10939 | 08/06/2021 | Pia Chambers | Reimburse Medical Centre Stationery | -22.75 |
| EFT10940 | 08/06/2021 | Ronald James Back | Medical Centre Operations Review | -5323.56 |
| EFT10941 | 08/06/2021 | Sheridan's | MWS Name Badge | -45.87 |
| EFT10942 | 08/06/2021 | St John Ambulance Western Australia Ltd (South West) | 2020-21 Contribution Towards Emergency Ambulance Service - 2nd Instalment | -13281.79 |
| EFT10943 | 08/06/2021 | Synergy (Electricity Generation and Retail Corporation t/as) | Electricity Across Shire Facilities to 17/05/2021 | -526.08 |
| EFT10944 | 08/06/2021 | Telstra Corporation Limited | Telephone Across Shire Facilities to 19/05/2021 | -75.88 |
| EFT10945 | 08/06/2021 | The Trustee for the Harley Trust (Harley Transport Pty Ltd) | Rylington Park Freight May2021 | -165.00 |
| EFT10946 | 08/06/2021 | Toll Transport Pty Ltd | Freight May2021 | -225.62 |
| EFT10947 | 08/06/2021 | Traffic Systems West | Road Maintenance Supplies | -166.76 |
| EFT10948 | 08/06/2021 | activ8me (Australian Private Networks Pty Ltd) | GP House and Rylington Pk Internet and Phone May-Jun2021 | -243.30 |
| EFT10949 | 18/06/2021 | AFGRI Equipment Australia Pty Ltd | P177 Tractor John Deere 5083E - Parts | -138.06 |
| EFT10949 | 18/06/2021 | AFGRI Equipment Australia Pty Ltd | P224 John Deere 622G Grader - Parts | -2768.12 |
| EFT10949 | 18/06/2021 | AFGRI Equipment Australia Pty Ltd | P146 Small Plant - Repair Hedger | -258.50 |
| EFT10949 | 18/06/2021 | AFGRI Equipment Australia Pty Ltd | P108 Dynapac Vibe Roller - Parts | -115.94 |
| EFT10949 | 18/06/2021 | AFGRI Equipment Australia Pty Ltd | P199 Komatsu Back Hoe - Parts | -14.26 |
| EFT10949 | 18/06/2021 | AFGRI Equipment Australia Pty Ltd | P220 Hardi NK Spray Unit - Parts | -23.72 |
| EFT10950 | 18/06/2021 | All Wood WA | LRCI Tourist Centre - Kitchen Cabinets | -6269.91 |
| EFT10951 | 18/06/2021 | Amity Signs | Road Signage | -881.10 |
| EFT10951 | 18/06/2021 | Amity Signs | LRCI Project Signage | -275.00 |
| EFT10952 | 18/06/2021 | Ampol Petroleum Distributors Pty Ltd (previously Caltex Energy WA) | Fuel Jun2021 | -7719.27 |
| EFT10953 | 18/06/2021 | Argos Fire Safety Pty Ltd | Fire Safety Equipment Inspections | -2366.10 |
| EFT10954 | 18/06/2021 | Australia Post | Postage and Stationery May2021 | -666.73 |
| EFT10955 | 18/06/2021 | Australian Services Union | Payroll Deductions | -51.80 |
| EFT10956 | 18/06/2021 | BGC (Australia) Pty Ltd | RTR007 Kulikup South Rd - Supplies for Culvert Works | -990.00 |
| EFT10957 | 18/06/2021 | BOC Limited | Gas Cylinder Rental May2021 | -62.14 |
| EFT10958 | 18/06/2021 | BP Medical | Medical Supplies | -699.36 |
| EFT10959 | 18/06/2021 | Blackwood Plant Hire | Landfill Site - Refill Pit and Excavate New | -12174.25 |
| EFT10959 | 18/06/2021 | Blackwood Plant Hire | MAF Treatments 5967, 5979, 5981, 5984 and 5994 | -53251.00 |
| EFT10959 | 18/06/2021 | Blackwood Plant Hire | RTR007 Kulikup South Rd - Plant Hire | -26262.50 |
| EFT10960 | 18/06/2021 | Blackwoods (Also Refer Protector Alsafe) | Depot PPE | -142.08 |
| EFT10961 | 18/06/2021 | Boyup Brook Co - Operative | Purchases May2021 | -1838.45 |
| EFT10961 | 18/06/2021 | Boyup Brook Co - Operative | Rylington Park Purchases May2021 | -20072.65 |
| EFT10962 | 18/06/2021 | Boyup Brook Community Resource Centre | Boyup Brook Gazette Advertising Jun2021 | -265.00 |

| | | | | |
|---|---|---|---|---|
| EFT10963 | 18/06/2021 | Boyup Brook Farm Supplies (Lakewood Downs Pty Ltd) | Rylington Park Purchases May2021 | -17921.70 |
| EFT10964 | 18/06/2021 | Boyup Brook IGA | Purchases May2021 | -480.13 |
| EFT10965 | 18/06/2021 | Boyup Brook Pharmacy (Westphal Family Trust) | Staff Flu Vaccinations | -179.70 |
| EFT10965 | 18/06/2021 | Boyup Brook Pharmacy (Westphal Family Trust) | ELC First Aid Supplies | -48.90 |
| EFT10966 | 18/06/2021 | Boyup Brook Tourism Association Inc. | Tourist Centre - Shire Contribution to Electricity 12/02/2021-16/04/2021 | -165.54 |
| EFT10967 | 18/06/2021 | Boyup Brook Tyre Service | P214 Isuzu Giga CX7 455 Prime Mover - Balance Tyres | -135.00 |
| EFT10967 | 18/06/2021 | Boyup Brook Tyre Service | P155 Bomag Multi Tyre Roller - Repairs | -308.00 |
| EFT10967 | 18/06/2021 | Boyup Brook Tyre Service | P212 Komatsu 555 Grader - Change Over Tyres | -99.00 |
| EFT10968 | 18/06/2021 | Boyup Brook Volunteer Fire & Rescue Service | MAF Treatment 6009 - Railway Pde Verge | -1500.00 |
| EFT10968 | 18/06/2021 | Boyup Brook Volunteer Fire & Rescue Service | Boyup Brook Townsite Hazard Reduction | -1490.00 |
| EFT10969 | 18/06/2021 | Boyup Concrete | LRCI Forrest St Carpark - Footpath | -3982.00 |
| EFT10970 | 18/06/2021 | Bridgetown Muffler & Towbar Centre | P192 Mazda BT-50 - Parts | -27.00 |
| EFT10971 | 18/06/2021 | C & L Mechanical Service | P170 Loader Komatsu WA 200-5 - Parts | -87.78 |
| EFT10971 | 18/06/2021 | C & L Mechanical Service | P155 Bomag Multi Tyre Roller - Parts | -443.22 |
| EFT10972 | 18/06/2021 | Calvin Brown | Reimburse Garden Supervisor PPE | -179.85 |
| EFT10973 | 18/06/2021 | Cleanaway Daniels Services Pty Ltd | Medical Centre - Sharps Disposal Apr-May2021 | -420.04 |
| EFT10974 | 18/06/2021 | Core SRM Australia | Consultant Engineer Placement Apr2021 | -20000.00 |
| EFT10974 | 18/06/2021 | Core SRM Australia | Work Health and Safety Review | -3204.50 |
| EFT10975 | 18/06/2021 | D & L Bleechmore Haulage | Rylington Park Freight May2021 | -531.30 |
| EFT10976 | 18/06/2021 | Darren Long Consulting | Financial Consulting Apr-May2021 | -6118.75 |
| EFT10977 | 18/06/2021 | Downer EDI Works Pty Ltd | RRG004 Winnejup Rd - Sealing Works | -54370.93 |
| EFT10977 | 18/06/2021 | Downer EDI Works Pty Ltd | RRG148 BB Cranbrook Rd - Sealing works | -66888.36 |
| EFT10978 | 18/06/2021 | Dsak Pty Ltd (Manjimup and Bridgetown Retravision) | Chambers - Replace Dishwasher | -798.00 |
| EFT10979 | 18/06/2021 | Fat Arts (NE Fabiszak & HM Wares t/as) | Employee Gift | -370.00 |
| EFT10980 | 18/06/2021 | Fuel Brothers WA.Com Pty Ltd | Fuel May2021 | -156.52 |
| EFT10981 | 18/06/2021 | G&M Detergents | Various Shire Buildings - Cleaning Supplies | -233.00 |
| EFT10982 | 18/06/2021 | GR & SL Mead | P533 Chowerup 2.4R Fire Truck - Reimburse Diesel 2020-21 | -375.00 |
| EFT10983 | 18/06/2021 | Hales Contracting Group P/L | Occupational Health and Safety Role Apr-May2021 | -2409.00 |
| EFT10984 | 18/06/2021 | Hales Electrical | LRCI Football Oval Lights Stage 1 - 3rd Progress Payment | -22000.00 |
| EFT10985 | 18/06/2021 | Hancock Memorials | DVA Grant - Sandakan Memorial Upgrade - Deposit | -4400.00 |
| EFT10986 | 18/06/2021 | Hannaford Seedmaster Services Boyup Brook & Districts | Rylington Park - Seed Cleaning | -1822.48 |
| EFT10987 | 18/06/2021 | Hastie Waste | Rylington Pk - Bulk Waste Collection May2021 | -95.00 |
| EFT10988 | 18/06/2021 | Hersey's Safety Pty Ltd | Road Maintenance Supplies | -197.24 |
| EFT10988 | 18/06/2021 | Hersey's Safety Pty Ltd | Depot Expendable Tools | -375.09 |
| EFT10989 | 18/06/2021 | Holcim (Australia) Pty Ltd | Crossover Contribution | -570.68 |
| EFT10989 | 18/06/2021 | Holcim (Australia) Pty Ltd | RTR007 Kulikup South Rd - Pipes and Headwalls | -9923.56 |
| EFT10989 | 18/06/2021 | Holcim (Australia) Pty Ltd | DC048 W Tree Gully Culvert Construction - Pipes and Headwalls | -1392.94 |
| EFT10990 | 18/06/2021 | IXOM Operations Pty Ltd | Chlorine Gas Cylinder Service Fee May2021 | -84.57 |
| EFT10991 | 18/06/2021 | Keen's Truck Driver Training | HR Vehicle Licence and Training | -1265.00 |
| EFT10992 | 18/06/2021 | Komatsu Australia Pty Ltd | P199 Komatsu Back Hoe - Parts | -64.12 |
| EFT10993 | 18/06/2021 | Lamat Cleaning Services | Caravan Park and Flax Mill Cleaning May2021 | -820.00 |
| EFT10993 | 18/06/2021 | Lamat Cleaning Services | Various Shire Buildings - Cleaning Jun2021 | -3565.00 |
| EFT10994 | 18/06/2021 | Landgate | SLIP Subscription 27/03/2021 to 26/03/2022 | -2505.90 |
| EFT10995 | 18/06/2021 | Lotta Pty Ltd | Catering May2021 | -75.00 |
| EFT10996 | 18/06/2021 | Manjimup Toyota & Mitsubishi | Fleet Vehicle - Mitsubishi MR Triton GLX 2.4L D 6M/T 4x4 Club Cab (Less Trade-in) | -28701.70 |
| EFT10997 | 18/06/2021 | Marketforce Pty Ltd | Death Notice in The West Australian 19/05/2021 | -79.81 |
| EFT10998 | 18/06/2021 | McLeods Barristers and Solicitors | Legal Fees - Gravel Extraction Payment | -600.45 |
| EFT10999 | 18/06/2021 | Michelle Koster and Stephen Hughes | 2 Reid Pl (FM House) - Bond | -1520.00 |
| EFT11000 | 18/06/2021 | Miotti Transport | Freight May2021 | -220.00 |
| EFT11001 | 18/06/2021 | NLS Fluid Solutions | P155 Bomag Multi Tyre Roller - Repairs | -365.75 |
| EFT11002 | 18/06/2021 | National Australia Day Council | Australia Day COVID Safe Grant - Refund Unspent Monies | -2193.40 |
| EFT11003 | 18/06/2021 | Neverfail Springwater Limited | Medical Centre - Water | -29.65 |
| EFT11004 | 18/06/2021 | Phoenix Petroleum | Rylington Park - Fuel May2021 | -2621.76 |
| EFT11005 | 18/06/2021 | Pipeco WA | DC141 Roland Rd Capital Drainage Works - Pipes | -902.00 |
| EFT11006 | 18/06/2021 | Precision Automotive Equipment | Light Plant - Rotary Arill 6.35T 4 Post Hoist | -19173.00 |
| EFT11007 | 18/06/2021 | Rear's Electrical & Mechanical Services Pty Ltd | Medical Centre - Upgrade Lighting to LED | -480.00 |
| EFT11007 | 18/06/2021 | Rear's Electrical & Mechanical Services Pty Ltd | Admin - Upgrade Lighting to LED | -762.52 |
| EFT11008 | 18/06/2021 | Robert M Tucker | LRCI Tourist Centre - Painting and Repairs | -4271.30 |
| EFT11009 | 18/06/2021 | SOS Office Equipment | Photocopier Billing May2021 incl Community Newsletters | -774.48 |
| EFT11010 | 18/06/2021 | SUEZ Recycling and Recovery Pty Ltd (NSW) | Paper and Cardboard Recycling Collection May2021 | -1146.73 |
| EFT11011 | 18/06/2021 | Shalridge Pastoral | Rylington Park - Paddock Rolling | -313.50 |
| EFT11012 | 18/06/2021 | Shire of Boyup Brook | RRG148 BB Cranbrook Rd - Gravel (from Rylington Park) | -16456.00 |
| EFT11013 | 18/06/2021 | Southern's Water Technology | LRCI Flax Mill Caravan Park - Irrigation Materials | -15000.00 |
| EFT11014 | 18/06/2021 | Sprint Express | Freight May2021 | -55.00 |
| EFT11015 | 18/06/2021 | Stabilisation Technology Pty Ltd | LRCI Forrest Street Car Park - Stabilisation Works | -7260.00 |
| EFT11016 | 18/06/2021 | Statewide Bearings | Workshop Consumables | -514.48 |
| EFT11016 | 18/06/2021 | Statewide Bearings | Expendable Tools | -878.83 |
| EFT11016 | 18/06/2021 | Statewide Bearings | Depot - Pit Safety | -1876.27 |
| EFT11017 | 18/06/2021 | Suez Recycling & Recovery (Perth) Pty Ltd | Waste Collection May2021 | -7318.50 |
| EFT11018 | 18/06/2021 | Synergy (Electricity Generation and Retail Corporation t/as) | Electricity Across Shire Facilities to 27/05/2021 | -2581.19 |
| EFT11019 | 18/06/2021 | T-Quip | Toro Ground Master 7210 Mower | -29170.00 |
| EFT11020 | 18/06/2021 | Taylor Burrell Barnett (Taylor & Burrell Unit Trust t/as) | Draft Local Planning Strategy | -11143.25 |
| EFT11021 | 18/06/2021 | Telstra Corporation Limited | Telephone Across Shire Facilities to 01/06/2021 | -2003.25 |
| EFT11022 | 18/06/2021 | Toll Transport Pty Ltd | Freight Apr-May2021 | -94.66 |
| EFT11023 | 18/06/2021 | Vasse Weed & Pest Control (Warren Pest Control) | 5 Rogers Ave - Pest Control | -160.00 |
| EFT11024 | 18/06/2021 | Wal's Welding, Fabrication and Repairs | P166 Semi Tipper Trailer - New Tarp System | -2369.40 |
| EFT11025 | 18/06/2021 | Wayne Butler | Reimburse MWS Furnishings per Employment Contract | -3000.00 |
| EFT11026 | 18/06/2021 | Winc Australia Pty Limited | Depot and Admin Stationery | -298.64 |
| EFT11027 | 28/06/2021 | Adrian Price | Cr Sitting Fees and Allowances Mar-Jun2021 | -3038.33 |
| EFT11028 | 28/06/2021 | Amity Signs | Traffic Signs | -259.60 |
| EFT11029 | 28/06/2021 | Australian Services Union | Payroll Deductions | -51.80 |
| EFT11030 | 28/06/2021 | BBG Plumbing | LRCI Tourist Centre - Kitchen HWS and Taps | -2271.50 |
| EFT11030 | 28/06/2021 | BBG Plumbing | LRCI Tourist Centre - Disabled Back Rest to External Toilets | -660.00 |
| EFT11031 | 28/06/2021 | BKS Refrigeration & Airconditioning Pty Ltd | GP House - Repair Hot Water System | -1638.00 |
| EFT11032 | 28/06/2021 | BP Medical | Medical Supplies | -243.00 |
| EFT11033 | 28/06/2021 | Barrett & Sons Pty Ltd (The Trustee for Barrett Building Trust) | LRCI Flax Mill Caravan Park - Ablutions Upgrade | -36428.68 |

| | | | | |
|---|---|---|---|---|
| EFT11034 | 28/06/2021 | Boyup Brook Farm Supplies (Lakewood Downs Pty Ltd) | Rylington Park - Fertiliser | -12591.92 |
| EFT11035 | 28/06/2021 | Boyup Brook Pharmacy (Westphal Family Trust) | Staff Flu Vaccination | -29.95 |
| EFT11035 | 28/06/2021 | Boyup Brook Pharmacy (Westphal Family Trust) | Medical Supplies | -313.00 |
| EFT11036 | 28/06/2021 | Boyup Brook Tourism Association Inc. | Gifts for Citizenship Ceremony | -65.00 |
| EFT11037 | 28/06/2021 | Boyup Concrete | LRCI Tourist Centre - Accessibility Ramp | -605.00 |
| EFT11038 | 28/06/2021 | Bridgetown Carpets & Floorcoverings | LRCI Tourist Centre - Roller Blinds | -3140.00 |
| EFT11039 | 28/06/2021 | Darren King | Cr Sitting Fees and Allowances Mar-Jun2021 | -3379.97 |
| EFT11040 | 28/06/2021 | Fire & Safety WA Pty Ltd | ESL Bush Fire Brigade Uniforms | -9177.30 |
| EFT11041 | 28/06/2021 | Food Technology Services | Food Safety Audits | -2370.67 |
| EFT11042 | 28/06/2021 | Genie Solutions Pty Ltd | Medical Centre - SMS Messages | -200.00 |
| EFT11043 | 28/06/2021 | Hales Electrical | Swimming Pool - Handrail Electro Bonding | -110.00 |
| EFT11043 | 28/06/2021 | Hales Electrical | LRCI Flax Mill Caravan Park - Ablution Exhausts | -924.00 |
| EFT11043 | 28/06/2021 | Hales Electrical | LRCI Tourist Centre Upgrades - Install Power Outlets | -654.50 |
| EFT11043 | 28/06/2021 | Hales Electrical | LRCI Football Oval Lights Stage 1 - Final Payment | -3432.00 |
| EFT11043 | 28/06/2021 | Hales Electrical | LRCI Flax Mill Caravan Park - Lighting Upgrades Final Payment | -2541.00 |
| EFT11043 | 28/06/2021 | Hales Electrical | Rec Grounds - Retic Pump Repair | -660.00 |
| EFT11043 | 28/06/2021 | Hales Electrical | Depot Workshop - Vehicle Hoist Electrical Connection | -1782.00 |
| EFT11044 | 28/06/2021 | Haycom Technology | Medical Centre IT Consulting Fees May2021 | -960.30 |
| EFT11045 | 28/06/2021 | Helen Christine O'Connell | Cr Sitting Fees and Allowances Mar-Jun2021 | -4913.68 |
| EFT11046 | 28/06/2021 | IT Vision | Synergy Soft Mapping Data Refresh | -550.00 |
| EFT11047 | 28/06/2021 | Interfire Agencies | ESL - Fire Fighting Foam | -3484.80 |
| EFT11047 | 28/06/2021 | Interfire Agencies | ESL - Bush Fire Brigade PPC | -11257.95 |
| EFT11048 | 28/06/2021 | Kevin Moir | Cr Sitting Fees and Allowances Mar-Jun2021 | -3301.97 |
| EFT11049 | 28/06/2021 | Landgate | Valuations May2021 | -160.20 |
| EFT11050 | 28/06/2021 | Lotta Pty Ltd | Catering Jun2021 | -50.00 |
| EFT11051 | 28/06/2021 | Lynette Baldwin | Refund DoT EFTPOS Overpayment | -643.05 |
| EFT11052 | 28/06/2021 | Medical Indemnity Protection Society Ltd (MIPS) | Medical Indemnity Insurance Dr Chiwara | -10470.70 |
| EFT11053 | 28/06/2021 | Philippe Kaltenrieder | Cr Sitting Fees and Allowances Mar-Jun2021 | -3298.85 |
| EFT11054 | 28/06/2021 | Richard Firth Walker | Cr Sitting Fees and Allowances Mar-Jun2021 | -8733.34 |
| EFT11055 | 28/06/2021 | Roamin Enterprises Pty Ltd | RTR007 Kulikup South Rd - Culverts | -22880.00 |
| EFT11056 | 28/06/2021 | Robert M Tucker | LRCI Tourist Centre - Kitchen Tiling | -2020.00 |
| EFT11057 | 28/06/2021 | Sarah Elizabeth Grace Alexander | Cr Sitting Fees and Allowances Mar-Jun2021 | -3414.29 |
| EFT11058 | 28/06/2021 | Seton Australia | LRCI Tourist Centre - Ablution Signage | -524.87 |
| EFT11058 | 28/06/2021 | Seton Australia | LRCI Flax Mill Caravan Park - Ablution Signage | -249.92 |
| EFT11059 | 28/06/2021 | Southern's Water Technology | LRCI Flax Mill Caravan Park - Irrigation System | -41608.20 |
| EFT11060 | 28/06/2021 | Steele Alexander | Cr Sitting Fees and Allowances Mar-Jun2021 | -2965.01 |
| EFT11061 | 28/06/2021 | Stewart & Heaton Clothing Co. Pty Ltd | ESL - Bush Fire Brigade PPC | -90.79 |
| EFT11062 | 28/06/2021 | Survey South Pty Ltd | Surveying Services for Crown Subdivision Lot 101 Jayes Rd | -3022.00 |
| EFT11063 | 28/06/2021 | The Trustee for AJ & DS Painting Contractors Trading Trust | LRCI Tourist Centre - Painting | -3049.75 |
| EFT11064 | 28/06/2021 | Tone Park Farms (R & HM Turner Trust t/as) | LRCI BB Cranbrook Rd - Gravel | -3327.50 |
| EFT11065 | 28/06/2021 | Treehouse Coffee Lounge (Webb & Troeger) | Catering Apr-Jun2021 | -1566.30 |
| EFT11066 | 28/06/2021 | Winc Australia Pty Limited | Admin Stationery | -728.72 |
| EFT11067 | 28/06/2021 | Winnijup Grazing Trust (The Trustee for) | RRG004 Winnejup Road - Gravel | -4702.50 |
| EFT11068 | 28/06/2021 | Workforce Road Services Workforce International Group Pty Ltd | LRCI Forrest St Carpark - Line marking | -1110.45 |
| EFT11068 | 28/06/2021 | Workforce Road Services Workforce International Group Pty Ltd | RRG148 BB Cranbrook Rd - Line marking | -3710.69 |
| EFT11068 | 28/06/2021 | Workforce Road Services Workforce International Group Pty Ltd | RTR115 Beatty St Project - Line marking | -1048.57 |
| EFT11069 | 30/06/2021 | AFGRI Equipment Australia Pty Ltd | Rylington Park Purchases Jun2021 | -1194.51 |
| EFT11070 | 30/06/2021 | Ampol Petroleum Distributors Pty Ltd (previously Caltex Energy WA) | Fuel Jun2021 | -7866.34 |
| EFT11071 | 30/06/2021 | Blackwood Plant Hire | LRCI Forrest St Carpark - Plant Hire | -748.00 |
| EFT11071 | 30/06/2021 | Blackwood Plant Hire | Gravel Pit Rehab | -5500.00 |
| EFT11071 | 30/06/2021 | Blackwood Plant Hire | RTR007 Kulikup South Rd - Plant Hire | -65881.75 |
| EFT11072 | 30/06/2021 | Boyup Brook Sports And Recreation Association Inc | Rylington Park - Seeding Donation | -5620.50 |
| EFT11073 | 30/06/2021 | Boyup Concrete | Family Stop Centre - Footpath | -4950.00 |
| EFT11073 | 30/06/2021 | Boyup Concrete | Depot Truck Servicing Pit | -5983.00 |
| EFT11074 | 30/06/2021 | Bunbury Machinery | Transfer Station - Equipment Hire | -489.99 |
| EFT11075 | 30/06/2021 | Dsak Pty Ltd (Manjimup and Bridgetown Retravision) | Netball Toilets - Tap Buttons | -6.99 |
| EFT11076 | 30/06/2021 | Fulton Hogan Industries Pty Ltd | Road Maintenance Supplies . | -1795.20 |
| EFT11077 | 30/06/2021 | Hales Electrical | LRCI Tourist Centre - Hand Dryers | -1760.00 |
| EFT11078 | 30/06/2021 | Harvey Norman AV/IT Superstore Bunbury (BUNBAVIT P/L t/as) | Depot IT Surge Protector | -129.00 |
| EFT11079 | 30/06/2021 | Komatsu Australia Pty Ltd | P170 Loader Komatsu WA 200-5 - Parts | -195.72 |
| EFT11080 | 30/06/2021 | Main Roads Western Australia (East Perth) | Bridge 0742 Dinninup Bridge BB Arthur Rd - LGA Contribution to Repairs | -121000.00 |
| EFT11080 | 30/06/2021 | Main Roads Western Australia (East Perth) | Bridge 3306 Jayes Rd Bridge - LGA Contribution to Repairs | -433400.00 |
| EFT11080 | 30/06/2021 | Main Roads Western Australia (East Perth) | Bridge 3313 Aegers Rd Bridge - LGA Contribution to Repairs | -92400.00 |
| EFT11080 | 30/06/2021 | Main Roads Western Australia (East Perth) | Bridge 3310 Westcliffe Rd Bridge - LGA Contribution to Repairs | -147400.00 |
| EFT11081 | 30/06/2021 | Officeworks Superstores Pty Ltd | Admin Stationery | -284.15 |
| EFT11082 | 30/06/2021 | Old Dog Dirt & Diesel | P223 Action 2010 Side Tipper Semi Trailer - Parts | -60.00 |
| EFT11083 | 30/06/2021 | Rear's Electrical & Mechanical Services Pty Ltd | Music Park - Replace Exit Light | -264.00 |
| EFT11083 | 30/06/2021 | Rear's Electrical & Mechanical Services Pty Ltd | Pistol Club - Check Exit Light | -46.09 |
| EFT11083 | 30/06/2021 | Rear's Electrical & Mechanical Services Pty Ltd | Depot Office - Install Power Point | -262.97 |
| EFT11084 | 30/06/2021 | Richfeeds & Rural Suppliers (Farmgold Nominees) | Depot PPE | -165.50 |
| EFT11085 | 30/06/2021 | Southern's Water Technology | Depot Dam - Pump Repairs | -786.31 |
| EFT11085 | 30/06/2021 | Southern's Water Technology | Recreation Ground - Reticulation Pump Repairs | -3647.60 |
| EFT11086 | 30/06/2021 | Synergy (Electricity Generation and Retail Corporation t/as) | Electricity Across Shire Facilities to 16/06/2021 | -3064.59 |
| EFT11087 | 30/06/2021 | TJ Depiazzi & Sons (Silverspring Trust t/as) | Parks and Gardens Maintenance - Garden Mix | -185.59 |
| EFT11088 | 30/06/2021 | Terrys Engineering Services | Depot Expendable Tools | -21.00 |
| EFT11089 | 30/06/2021 | The Right Stuff for Landholders | Rec Grounds - Reticulation Parts | -275.86 |
| EFT11090 | 30/06/2021 | The Trustee for the Harley Trust (Harley Transport Pty Ltd) | Rylington Park Freight Jun2021 | -494.45 |
| EFT11091 | 30/06/2021 | Toll Transport Pty Ltd | Freight May2021 | -12.71 |
| EFT11092 | 30/06/2021 | Wal's Welding, Fabrication and Repairs | P166 Semi Tipper Trailer - Repairs | -4796.83 |
| EFT11093 | 30/06/2021 | Wheatfield Pastoral Co | RTR007 Kulikup South Rd - Gravel | -16637.50 |
| | | | **TOTAL EFT PAYMENTS to 30 June 2021** | **-1,953,298.41** |

SHIRE OF BOYUP BROOK

# Shire of Boyup Brook

## Payments 01/06/2021 - 30/06/2021

(GST Inclusive Accordingly)

| Chq/EFT | Date | Name | Description | Amount |
|---|---|---|---|---|
| DD6560.1 | 04/06/2021 | Salary & Wages | Payroll Bck 04Jun2021 | -6353.09 |
| DD6568.1 | 09/06/2021 | Sam & Carolyn Mallett Super Fund | Payroll Deductions | -523.69 |
| DD6568.2 | 09/06/2021 | AMP Flexible Super - Super Account | Payroll Deductions | -453.32 |
| DD6568.3 | 09/06/2021 | Aware Super | Payroll Deductions | -6621.23 |
| DD6568.4 | 09/06/2021 | Rest Superannuation | Superannuation Contributions | -2335.17 |
| DD6568.5 | 09/06/2021 | Australian Super | Superannuation Contributions | -1287.73 |
| DD6568.6 | 09/06/2021 | Commonwealth Essential Super | Superannuation Contributions | -413.05 |
| DD6568.7 | 09/06/2021 | AMP SuperLeader | Superannuation Contributions | -169.69 |
| DD6568.8 | 09/06/2021 | Colonial First State Superannuation | Superannuation Contributions | -351.50 |
| DD6568.9 | 09/06/2021 | AMP Superannuation Savings Trust - SignatureSuper | Superannuation Contributions | -867.58 |
| DD6570.1 | 10/06/2021 | Salary & Wages | Payroll 09Jun2021 | -69793.50 |
| DD6585.1 | 18/06/2021 | AMP Superannuation Savings Trust - SignatureSuper | Superannuation Contributions | -1355.34 |
| DD6585.2 | 18/06/2021 | AMP Flexible Super - Super Account | Superannuation Contributions | -215.23 |
| DD6587.1 | 18/06/2021 | Salary & Wages | Payroll Bck 18Jun2021 | -9624.30 |
| DD6596.1 | 23/06/2021 | Sam & Carolyn Mallett Super Fund | Payroll Deductions | -1505.38 |
| DD6596.2 | 23/06/2021 | AMP Flexible Super - Super Account | Payroll Deductions | -479.19 |
| DD6596.3 | 23/06/2021 | Aware Super | Payroll Deductions | -6721.84 |
| DD6596.4 | 23/06/2021 | Rest Superannuation | Superannuation Contributions | -2795.76 |
| DD6596.5 | 23/06/2021 | Australian Super | Superannuation Contributions | -1285.40 |
| DD6596.6 | 23/06/2021 | Commonwealth Essential Super | Superannuation Contributions | -431.72 |
| DD6596.7 | 23/06/2021 | AMP SuperLeader | Superannuation Contributions | -169.69 |
| DD6596.8 | 23/06/2021 | Colonial First State Superannuation | Superannuation Contributions | -351.50 |
| DD6596.9 | 23/06/2021 | AMP Superannuation Savings Trust - SignatureSuper | Superannuation Contributions | -867.58 |
| DD6598.1 | 24/06/2021 | Salary & Wages | Payroll 23Jun2021 | -71666.76 |
| DD6602.1 | 01/06/2021 | Westnet | Admin, Swimming Pool and Medical Centre Internet Jun2021 | -289.85 |
| DD6602.2 | 04/06/2021 | Stephen & Yvonne Dent | Rent MWS House 3 Reid Pl 17/06/2021-30/06/2021 | -600.00 |
| DD6602.3 | 09/06/2021 | De Lage Landen Pty Ltd | Rental Agreement for the DocuCentre-VII C5573 Jun2021 | -184.80 |
| DD6602.4 | 09/06/2021 | AGDATA Holdings Pty Ltd | Rylington Pk - Phoenix Accounting Software Jun2021 | -59.00 |
| DD6602.5 | 18/06/2021 | Stephen & Yvonne Dent | Rent MWS House 3 Reid Pl 01/07/2021-14/07/2021 | -600.00 |
| DD6602.6 | 18/06/2021 | Michelle Koster and Stephen Hughes | Rent FM House 2 Reid Pl 21/06/2021-18/07/2021 | -1320.00 |
| DD6609.1 | 28/06/2021 | Sam & Carolyn Mallett Super Fund | Payroll Deductions | -1305.38 |
| DD6609.2 | 28/06/2021 | Aware Super | Superannuation Contributions | -345.35 |
| DD6611.1 | 28/06/2021 | Salary & Wages | Payroll Bck 28Jun2021 | -4417.43 |
| DD6614.1 | 03/06/2021 | Commonwealth Bank | Merchant Fee - Muni 03/06/2021 | -416.29 |
| DD6614.2 | 15/06/2021 | Commonwealth Bank | BPay Transaction Fee - Muni 15/06/2021 | -172.97 |
| DD6615.1 | 18/06/2021 | Shire of Boyup Brook | Totally WorkWear - Work Boots for Garden Supervisor | -179.85 |
| DD6615.1 | 18/06/2021 | Shire of Boyup Brook | NNT - Work Clothing for Finance Officer | -316.95 |
| DD6615.2 | 08/06/2021 | Shire of Boyup Brook | Survey Monkey Annual Subscription 04/06/2021-03/06/2022 | -283.64 |
| DD6619.1 | 30/06/2021 | Aware Super | Payroll Deductions | -308.99 |
| DD6619.2 | 30/06/2021 | AMP Superannuation Savings Trust - SignatureSuper | Superannuation Contributions | -1428.46 |
| DD6621.1 | 30/06/2021 | Salary & Wages | Payroll Bck 30Jun2021 | -8829.29 |
| DD6638.1 | 23/06/2021 | Rest Superannuation | Superannuation Contributions | -1464.54 |
| DD6568.10 | 09/06/2021 | MLC Super Fund | Superannuation Contributions | -218.76 |
| DD6596.10 | 23/06/2021 | MLC Super Fund | Superannuation Contributions | -218.76 |
| | | | **TOTAL DD MUNI ACCOUNT TO 30 June 2021** | **-209,599.55** |
| DD6628.1 | 30/06/2021 | Police Licensing | June 2021 - POLICE CLAIMED | -98372.00 |
| | | | **TOTAL DD POLICE LICENSING ACCOUNT TO 30 June 2021** | **-98,372.00** |
| DD6602.7 | 16/06/2021 | QK Technologies Pty Ltd | QikKids Gateway Usage Apr2021 | -11.72 |
| | | | **TOTAL DD BOYUP BROOK EARLY LEARNING CENTRE ACCOUNT TO 30 June 2021** | **-11.72** |

**SUMMARY**

| | |
|---|---|
| **CHQ (Muni Account)** | -20,500.68 |
| **DD** | -209,599.55 |
| **EFT** | -1,953,298.41 |
| **TOTAL** | **-2,183,398.64** |
| **ALL MUNI TRANS TO 30 June 2021** | **-2,183,398.64** |
| **DD (Police Licensing Account) TO 30 June 2021** | **-98,372.00** |
| **DD (Boyup Brook Early Learning Centre) 30 June 2021** | **-11.72** |

5

SHIRE

BOYUP BROOK

# SHIRE OF BOYUP BROOK

# MONTHLY FINANCIAL REPORT

## 30 JUNE 2021

**TABLE OF CONTENTS**

STATEMENT OF COMPREHENSIVE INCOME - BY PROGRAM

STATEMENT OF COMPREHENSIVE INCOME - BY NATURE/TYPE

STATEMENT OF FINANCIAL ACTIVITY BY PROGRAM

STATEMENT OF FINANCIAL ACTIVITY BY NATURE/TYPE

STATEMENT OF NET CURRENT POSITION

STATEMENT OF MATERIAL VARIANCES

STATEMENT OF FINANCIAL POSITION

STATEMENT OF CASH FLOWS

DETAILED OPERATING AND NON-OPERATING STATEMENT

SUPPLEMENTARY INFORMATION

- RESERVE ACCOUNTS
- LOAN SCHEDULE
- TRUST FUND

**SHIRE OF BOYUP BROOK**
**STATEMENT OF COMPREHENSIVE INCOME**
**FOR THE PERIOD ENDING 30 JUNE 2021**

| | 2020-21 ANNUAL BUDGET | 2020-21 AMENDED BUDGET | 2020-21 YTD ACTUAL |
|---|---|---|---|
| **EXPENDITURE (Exluding Finance Costs)** | $ | $ | $ |
| General Purpose Funding | (139,443) | (139,443) | (88,949) |
| Governance | (379,473) | (386,917) | (318,930) |
| Law, Order, Public Safety | (508,331) | (521,564) | (290,734) |
| Health | (1,249,020) | (1,443,420) | (1,295,490) |
| Education and Welfare | (226,309) | (247,050) | (217,821) |
| Housing | (140,757) | (170,958) | (90,969) |
| Community Amenities | (348,711) | (456,723) | (374,416) |
| Recreation and Culture | (1,162,098) | (1,216,027) | (678,906) |
| Transport | (4,312,005) | (4,056,062) | (1,042,999) |
| Economic Services | (657,873) | (662,873) | (259,847) |
| Other Property and Services | (533,005) | (569,725) | (339,038) |
| | (9,657,024) | (9,870,761) | (4,998,099) |
| **REVENUE** | | | |
| General Purpose Funding | 3,742,447 | 3,812,865 | 4,671,262 |
| Governance | 0 | 25,100 | 23,600 |
| Law, Order, Public Safety | 271,834 | 272,066 | 175,511 |
| Health | 907,844 | 1,059,830 | 1,083,330 |
| Education and Welfare | 125,000 | 145,650 | 165,665 |
| Housing | 89,601 | 71,501 | 76,386 |
| Community Amenities | 207,766 | 215,229 | 228,285 |
| Recreation and Culture | 41,441 | 43,813 | 53,796 |
| Transport | 191,890 | 193,580 | 192,847 |
| Economic Services | 110,530 | 92,969 | 118,240 |
| Other Property & Services | 511,009 | 513,313 | 727,028 |
| | 6,199,362 | 6,445,916 | 7,515,948 |
| *Increase(Decrease)* | (3,457,662) | (3,424,845) | 2,517,849 |
| **FINANCE COSTS** | | | |
| Education & Welfare | (14,218) | (14,218) | (69,381) |
| Housing | (2,670) | (2,670) | (2,670) |
| Recreation & Culture | (4,866) | (4,866) | (4,866) |
| Total Finance Costs | (21,754) | (21,754) | (76,918) |
| **NON-OPERATING REVENUE** | | | |
| Law, Order & Public Safety | 31,700 | 0 | 0 |
| Recreation & Culture | 0 | 9,091 | 9,091 |
| Transport | 2,630,121 | 2,504,121 | 2,031,920 |
| Total Non-Operating Revenue | 2,661,821 | 2,513,212 | 2,041,011 |
| **PROFIT/(LOSS) ON SALE OF ASSETS** | | | |
| Transport Profit | 0 | 0 | 0 |
| Transport Loss | 0 | 0 | 0 |
| Other Property & Services Profit | 0 | 0 | 0 |
| Other Property & Services Loss | 0 | 0 | 0 |
| *Total Profit/(Loss)* | 0 | 0 | 0 |
| **NET RESULT** | (817,595) | (933,387) | 4,481,942 |
| **Other Comprehensive Income** | | | |
| Changes on revaluation of non-current assets | 0 | 0 | 0 |
| *Total Abnormal Items* | 0 | 0 | 0 |
| **TOTAL COMPREHENSIVE INCOME** | **(817,595)** | **(933,387)** | **4,481,942** |



7

SHIRE OF BOYUP BROOK
STATEMENT OF COMPREHENSIVE INCOME
*BY NATURE/TYPE*
FOR THE PERIOD ENDING 30 JUNE 2021

| | 2020-21 ORIGINAL BUDGET | 2020-21 AMENDED BUDGET | 2020-21 YTD ACTUAL |
|---|---|---|---|
| **Expenses** | | | |
| Employee Costs | (2,875,038) | (3,181,870) | (3,355,451) |
| Materials and Contracts | (2,544,200) | (2,429,226) | (1,066,580) |
| Utility Charges | (228,519) | (231,812) | (183,327) |
| Depreciation on Non-Current Assets | (3,592,229) | (3,592,229) | 0 |
| Interest Expenses | (21,754) | (21,754) | (76,918) |
| Insurance Expenses | (165,432) | (206,901) | (191,826) |
| Other Expenditure | (251,606) | (228,724) | (201,798) |
| | (9,678,778) | (9,892,515) | (5,075,899) |
| **Revenue** | | | |
| Rates | 3,007,292 | 3,007,292 | 3,007,573 |
| Operating Grants, Subsidies and Contributions | 1,125,550 | 1,226,020 | 2,020,468 |
| Fees and Charges | 1,518,125 | 1,662,917 | 1,742,059 |
| Interest Earnings | 45,205 | 33,780 | 28,539 |
| Other Revenue | 503,190 | 515,907 | 718,192 |
| | 6,199,362 | 6,445,916 | 7,516,831 |
| | (3,479,416) | (3,446,599) | 2,440,931 |
| Non-Operating Grants, Subsidies & Contributions | 2,661,821 | 2,513,212 | 2,041,011 |
| Profit on Asset Disposals | 0 | 0 | 0 |
| Loss on Asset Disposals | 0 | 0 | 0 |
| | 2,661,821 | 2,513,212 | 2,041,011 |
| **Net Result** | **(817,595)** | **(933,387)** | **4,481,942** |
| **Other Comprehensive Income** | | | |
| Changes on revaluation of non-current assets | 0 | 0 | 0 |
| **Total Other Comprehensive Income** | 0 | 0 | 0 |
| **TOTAL COMPREHENSIVE INCOME** | **(817,595)** | **(933,387)** | **4,481,942** |



8

SHIRE OF BOYUP BROOK
FINANCIAL ACTIVITY STATEMENT BY FUNCTION/PROGRAM
FOR THE PERIOD ENDING 30 JUNE 2021

| | 2020-21 ORIGINAL BUDGET | 2020-21 AMENDED BUDGET | 2020-21 YTD BUDGET (a) | 2020-21 YTD ACTUAL (b) | MATERIAL $ (b)-(a) | MATERIAL % (b)-(a)/(a) | VAR |
|---|---|---|---|---|---|---|---|
| **OPERATING REVENUE** | $ | $ | $ | $ | | | |
| General Purpose Funding | 736,160 | 806,578 | 736,160 | 1,663,689 | 927,529 | (55.75%) | |
| Governance | 0 | 25,100 | 0 | 23,600 | 23,600 | 100.00% | |
| Law, Order Public Safety | 271,834 | 272,066 | 271,834 | 175,511 | (96,323) | (54.88%) | ▼ |
| Health | 907,844 | 1,059,830 | 907,844 | 1,083,330 | 175,486 | 16.20% | ▲ |
| Education and Welfare | 125,000 | 145,650 | 125,000 | 165,665 | 40,665 | (24.55%) | |
| Housing | 89,601 | 71,501 | 89,601 | 76,386 | (13,215) | (17.30%) | ▼ |
| Community Amenities | 207,766 | 215,229 | 207,766 | 228,285 | 20,519 | Within Threshold | ▲ |
| Recreation and Culture | 41,441 | 43,813 | 41,441 | 53,796 | 12,355 | (22.97%) | |
| Transport | 191,890 | 193,580 | 191,890 | 192,847 | Within Threshold | Within Threshold | ▲ |
| Economic Services | 110,530 | 92,969 | 110,530 | 118,240 | Within Threshold | Within Threshold | ▲ |
| Other Property and Services | 511,009 | 513,313 | 511,009 | 727,028 | 216,019 | 29.71% | ▲ |
| | **3,193,075** | **3,439,629** | **3,193,075** | **4,508,376** | **1,306,634** | | |
| **LESS OPERATING EXPENDITURE** | | | | | | | |
| General Purpose Funding | (139,443) | (139,443) | (139,443) | (88,949) | 50,494 | 56.77% | ▲ |
| Governance | (379,473) | (386,917) | (379,473) | (318,930) | 60,543 | 18.98% | ▲ |
| Law, Order, Public Safety | (508,331) | (521,564) | (508,331) | (290,734) | 217,597 | 74.84% | ▲ |
| Health | (1,249,020) | (1,443,420) | (1,249,020) | (1,295,490) | (46,470) | Within Threshold | |
| Education and Welfare | (240,527) | (261,268) | (240,527) | (287,202) | (46,675) | (16.25%) | ▼ |
| Housing | (143,427) | (173,628) | (143,427) | (93,640) | 49,787 | 53.17% | ▲ |
| Community Amenities | (348,711) | (456,723) | (348,711) | (374,416) | (25,706) | Within Threshold | |
| Recreation and Culture | (1,166,964) | (1,220,893) | (1,166,964) | (683,772) | 483,192 | 70.67% | ▲ |
| Transport | (4,312,005) | (4,056,062) | (4,312,005) | (1,042,999) | 3,269,005 | 313.42% | ▲ |
| Economic Services | (657,873) | (662,873) | (657,873) | (259,847) | 398,026 | 153.18% | ▲ |
| Other Property & Services | (533,005) | (569,725) | (533,005) | (339,038) | 193,967 | 57.21% | ▲ |
| | **(9,678,778)** | **(9,892,515)** | **(9,678,778)** | **(5,075,017)** | **4,603,761** | | |
| *Increase(Decrease)* | **(6,485,703)** | **(6,452,886)** | **(6,485,703)** | **(566,641)** | **5,910,395** | | |
| **NON-CASH OPERATING ACTIVITIES EXCLUDED FROM BUDGET** | | | | | | | |
| Movement in Employee Provisions (Non-current) | 43,030 | 43,030 | 43,030 | 0 | (43,030) | 0.00% | |
| Movement in Stock On Hand | | 0 | 0 | 2,759 | Within Threshold | 100.00% | |
| Movement in Accrued Wages | | 0 | 0 | (134,085) | (134,085) | 100.00% | |
| Depreciation Written Back | 3,592,229 | 3,592,229 | 3,592,229 | 0 | (3,592,229) | 0.00% | |
| | **3,635,259** | **3,635,259** | **3,635,259** | **(131,326)** | **(3,769,344)** | | |
| *Sub Total* | **(2,850,444)** | **(2,817,627)** | **(2,850,444)** | **(697,967)** | **2,141,051** | | |
| **INVESTING ACTIVITIES** | | | | | | | |
| Purchase Buildings | (104,539) | (89,892) | (104,539) | (89,892) | 14,647 | 16.29% | |
| Purchase Plant and Equipment | (402,500) | (173,031) | (402,500) | (172,198) | 230,302 | 133.74% | |
| Purchase Furniture and Equipment | (30,000) | (46,750) | (30,000) | (16,750) | 13,250 | 79.10% | |
| Infrastructure Assets - Roads | (3,262,655) | (2,853,666) | (3,262,655) | (2,396,845) | 865,810 | 36.12% | |
| Infrastructure Assets - Footpaths | (72,000) | 0 | (72,000) | 0 | 72,000 | 0.00% | |
| Infrastructure Assets - Drainage | 0 | (70,824) | 0 | (85,356) | (85,356) | 100.00% | |
| Infrastructure Assets - Parks & Ovals | 0 | 0 | 0 | (4,000) | Within Threshold | 100.00% | |
| Infrastructure Assets - Recreation | (80,000) | (207,665) | (80,000) | (133,511) | (53,511) | 40.08% | |
| Infrastructure Assets - Other | (73,729) | (271,519) | (73,729) | (223,792) | (150,063) | (67.05%) | |
| Proceeds from Sale of Assets | 127,714 | 195,732 | 127,714 | 193,782 | 66,068 | 34.09% | |
| Contributions for the Development of Assets | 2,661,821 | 2,513,212 | 2,661,821 | 2,041,011 | (620,810) | 30.42% | |
| **Amount Attributable to Investing Activities** | **(1,235,888)** | **(1,004,403)** | **(1,235,888)** | **(887,552)** | **352,336** | | |
| **FINANCING ACTIVITIES** | | | | | | | |
| Repayment of Debt - Loan Principal | (36,156) | (36,156) | (36,156) | (319,487) | (283,331) | (88.68%) | |
| Transfer to Reserves | (19,000) | (152,567) | (19,000) | 0 | 19,000 | 0.00% | |
| **Amount Attributable to Financing Activities** | **(55,156)** | **(188,723)** | **(55,156)** | **(319,487)** | **(264,331)** | | |
| *Sub Total* | **(4,141,488)** | **(4,010,753)** | **(4,141,488)** | **(1,905,006)** | **2,229,057** | | |
| **FUNDING FROM** | | | | | | | |
| Transfer from Reserves | 0 | 0 | 0 | 0 | Within Threshold | 0% | ▲ |
| Loans Raised | 0 | 0 | 0 | 0 | Within Threshold | 0% | ▲ |
| Estimated Opening Surplus at 1 July | 1,135,201 | 1,004,466 | 1,135,201 | 1,012,961 | (122,240) | 12.07% | |
| Amount Raised from General Rates | 3,006,287 | 3,006,287 | 3,006,287 | 3,007,573 | Within Threshold | Within Threshold | ▲ |
| Closing Funds | 0 | 0 | 0 | 0 | Within Threshold | 0% | ▲ |
| | **4,141,488** | **4,010,753** | **4,141,488** | **4,020,534** | **(122,240)** | | |
| **NET SURPLUS/(DEFICIT)** | **0** | **0** | **0** | **2,115,528** | **2,106,817** | | |



9

SHIRE OF BOYUP BROOK
FINANCIAL ACTIVITY STATEMENT BY NATURE/TYPE
FOR THE PERIOD ENDING 30 JUNE 2021

| | Code | 2020-21 ORIGINAL BUDGET | 2020-21 AMENDED BUDGET | 2020-21 YTD BUDGET (a) | 2020-21 YTD ACTUAL (b) | MATERIAL $ (b)-(a) | MATERIAL % (b)-(a)/(a) | VAR |
|---|---|---|---|---|---|---|---|---|
| **OPERATING REVENUE** | | $ | $ | $ | $ | | | |
| Ex-Gratia Rates & Write-offs | 19 | 1,005 | 1,005 | 1,005 | 0 | Within Threshold | 0% | ▲ |
| Operating Grants, Subsidies and Contributions | 11 | 1,125,550 | 1,226,020 | 1,125,550 | 2,020,468 | 894,918 | (44.29%) | |
| Fees and Charges | 14 | 1,518,125 | 1,662,917 | 1,518,125 | 1,742,059 | 223,934 | (12.85%) | |
| Interest Earnings | 16 | 45,205 | 33,780 | 45,205 | 28,539 | (16,666) | 58.40% | |
| Other Revenue | 17 | 503,190 | 515,907 | 503,190 | 718,192 | 215,002 | (29.94%) | |
| Profit on Disposal of Asset | 18 | 0 | 0 | 0 | 0 | Within Threshold | 0% | ▲ |
| | | **3,193,075** | **3,439,629** | **3,193,075** | **4,509,258** | **1,317,188** | | |
| **LESS OPERATING EXPENDITURE** | | | | | | | | |
| Employee Costs | 30 | (2,875,038) | (3,181,870) | (2,875,038) | (3,085,666) | (210,628) | Within Threshold | |
| Materials and Contracts | 32 | (2,544,200) | (2,468,349) | (2,544,200) | (1,336,365) | 1,207,835 | (90.38%) | |
| Utility Charges | 34 | (228,519) | (231,812) | (228,519) | (183,327) | 45,192 | 24.65% | ▲ |
| Depreciation on Non-Current Assets | 33 | (3,592,229) | (3,592,229) | (3,592,229) | 0 | 3,592,229 | 0% | ▲ |
| Interest Expenses | 36 | (21,754) | (21,754) | (21,754) | (76,918) | (55,164) | (71.72%) | ▼ |
| Insurance Expenses | 35 | (165,432) | (206,901) | (165,432) | (191,826) | (26,394) | (13.76%) | ▼ |
| Other Expenditure | 37 | (251,606) | (189,601) | (251,606) | (201,798) | 49,808 | 24.68% | ▲ |
| Loss on Disposal of Asset | 38 | 0 | 0 | 0 | 0 | Within Threshold | 0.00% | |
| | | **(9,678,778)** | **(9,892,515)** | **(9,678,778)** | **(5,075,899)** | **4,602,879** | | |
| *Increase(Decrease)* | | **(6,485,703)** | **(6,452,886)** | **(6,485,703)** | **(566,641)** | **5,920,067** | | |
| **NON-CASH OPERATING ACTIVITIES EXCLUDED FROM BUDGET** | | | | | | | | |
| Movement in Employee Provisions (Non-current) | | 43,030 | 43,030 | 43,030 | 0 | (43,030) | 0.00% | |
| Movement in Stock On Hand | | | 0 | 0 | 2,759 | Within Threshold | 100.00% | |
| Movement in Accrued Wages | | | 0 | 0 | (134,085) | (134,085) | 100.00% | |
| Depreciation Written Back | | 3,592,229 | 3,592,229 | 3,592,229 | 0 | (3,592,229) | 0.00% | |
| | | **3,635,259** | **3,635,259** | **3,635,259** | **(131,326)** | **(3,769,344)** | | |
| *Sub Total* | | **(2,850,444)** | **(2,817,627)** | **(2,850,444)** | **(697,967)** | **2,150,724** | | |
| **INVESTING ACTIVITIES** | | | | | | | | |
| Purchase Buildings | | (104,539) | (89,892) | (104,539) | (89,892) | 14,647 | (16.29%) | |
| Purchase Plant and Equipment | | (402,500) | (173,031) | (402,500) | (172,198) | 230,302 | (133.74%) | |
| Purchase Furniture and Equipment | | (30,000) | (46,750) | (30,000) | (16,750) | 13,250 | (79.10%) | |
| Infrastructure Assets - Roads | | (3,262,655) | (2,853,666) | (3,262,655) | (2,396,845) | 865,810 | (36.12%) | |
| Infrastructure Assets - Footpaths | | (72,000) | 0 | (72,000) | 0 | 72,000 | 0.00% | |
| Infrastructure Assets - Drainage | | 0 | (70,824) | 0 | (85,356) | (85,356) | 100.00% | |
| Infrastructure Assets - Parks & Ovals | | 0 | 0 | 0 | (4,000) | Within Threshold | 100.00% | ▲ |
| Infrastructure Assets - Recreation | | (80,000) | (207,665) | (80,000) | (133,511) | (53,511) | 40.08% | |
| Infrastructure Assets - Other | | (73,729) | (271,519) | (73,729) | (223,792) | (150,063) | (67.05%) | ▼ |
| Proceeds from Sale of Assets | | 127,714 | 195,732 | 127,714 | 193,782 | 66,068 | 34.09% | ▲ |
| Contributions for the Development of Assets | 13 | 2,661,821 | 2,513,212 | 2,661,821 | 2,041,011 | (620,810) | 30.42% | |
| **Amount Attributable to Investing Activities** | | **(1,235,888)** | **(1,004,403)** | **(1,235,888)** | **(887,552)** | **352,336** | | |
| **FINANCING ACTIVITIES** | | | | | | | | |
| Repayment of Debt - Loan Principal | | (36,156) | (36,156) | (36,156) | (319,487) | (283,331) | (88.68%) | ▼ |
| Transfer to Reserves | | (19,000) | (152,567) | (19,000) | 0 | 19,000 | 0.00% | |
| **Amount Attributable to Financing Activities** | | **(55,156)** | **(188,723)** | **(55,156)** | **(319,487)** | **(264,331)** | | |
| *Sub Total* | | **(4,141,488)** | **(4,010,753)** | **(4,141,488)** | **(1,905,006)** | **2,238,729** | | |
| **FUNDING FROM** | | | | | | | | |
| Transfer from Reserves | | 0 | 0 | 0 | 0 | Within Threshold | 0% | ▲ |
| Loans Raised | | 0 | 0 | 0 | 0 | Within Threshold | 0% | ▲ |
| Estimated Opening Surplus at 1 July | | 1,135,201 | 1,004,466 | 1,135,201 | 1,012,961 | (122,240) | 12.07% | |
| Amount Raised from General Rates | 10 | 3,006,287 | 3,006,287 | 3,006,287 | 3,007,573 | Within Threshold | Within Threshold | ▲ |
| Closing Funds | | 0 | 0 | 0 | 0 | Within Threshold | 0% | ▲ |
| | | **4,141,488** | **4,010,753** | **4,141,488** | **4,020,534** | **(122,240)** | | |
| **NET SURPLUS/(DEFICIT)** | | **0** | **0** | **(0)** | **2,115,528** | **2,116,489** | | |



10

## SHIRE OF BOYUP BROOK
## SUMMARY OF CURRENT ASSETS AND LIABILITIES
## FOR THE PERIOD ENDING 30 JUNE 2021

| | ACTUAL 30 JUNE 2021 |
|---|---|
| Current Assets | |
| Cash at bank and on Hand | 2,590,478 |
| Restricted Cash | 94,538 |
| Restricted Cash Reserves | 2,587,098 |
| Trade Receivables | 859,356 |
| Stock on Hand | 500,895 |
| **Total Current Assets** | **6,632,365** |
| | |
| Current Liabilities | |
| Trade Creditors | ($391,318) |
| Bonds and Deposits | ($46,186) |
| Accrued Wages | $0 |
| Accrued Interest on Loans | ($5,396) |
| Accrued Expense | ($1,509) |
| ATO Liabilities | ($10,167) |
| Contract Liability | ($822,137) |
| Loan Liability | $283,330 |
| Provisions | ($413,664) |
| **Total Current Liabilities** | **($1,407,046)** |
| | |
| Sub-Total | **5,225,318** |
| **Adjustments** | |
| LESS Cash Backed Reserves | ($2,587,098) |
| LESS Restricted Cash | $0 |
| LESS Inventory | ($500,895) |
| LESS Prepaid Expenses | $0 |
| ADD: Employee Leave Provisions | $254,626 |
| ADD: Accrued Interest | $5,396 |
| ADD: Accrued Salaries & Wages | $0 |
| ADD: Accrued Expenses | $1,509 |
| ADD: Current Loan Liability | ($283,330) |
| Rounding | 2 |
| **Net Current Position** | **2,115,528** |



11

SHIRE OF BOYUP BROOK
NOTES TO THE STATEMENT OF FINANCIAL ACTIVITY
FOR THE PERIOD ENDING 30 JUNE 2021

EXPLANATION OF MATERIAL VARIANCES

| REPORTING PROGRAM & EXPLANATION | TIMING / PERMANENT | $ VARIANCE | % VARIANCE |
|---|---|---|---|
| OPERATING REVENUE | | | |
| **General Purpose Funding**<br>General purpose grant allocation higher than budget estimate. Local road grant allocation and interest on reserve accounts lower than budget estimate. Advance paid general purpose and local road grants of $865,569. | PERMANENT | 927,529 | (55.75%) |
| **Governance**<br>Grant for Australia Day and Volunteer Event not anticipated | PERMANENT | 23,600 | 100.00% |
| **Law Order & Public Safety -**<br>ESL grant funding lower than anticipated for reporting period. | PERMANENT | (96,323) | (54.88%) |
| **Health**<br>Medical surgery fees $174,000 higher than budget estimate. | PERMANENT | 175,486 | 16.20% |
| **Education & Welfare**<br>Early learning fees $40,665 higher than budget estimate. | PERMANENT | 40,665 | (24.55%) |
| **Housing**<br>Rental income for Rogers St and Nix St houses currently at $0 for reporting period. Community housing grant of $7,662 not in budget estimates. | PERMANENT | (13,215) | (17.30%) |
| **Community Amenities**<br>Recycling revenue, Septic licence fees and cemetery fees higher than budget estimate. | PERMANENT | 20,519 | Within Threshold |
| **Recreation & Culture**<br>Variance within $10,000 Materiality Threshold | | 12,355 | (22.97%) |
| **Transport**<br>Variance within $10,000 Materiality Threshold | | Within Threshold | Within Threshold |
| **Economic Services**<br>Caravan Park fees, Flax Mill Shed Storage fees and Building Licence fees higher than budget estimate. | PERMANENT | Within Threshold | Within Threshold |
| **Other Property and Services**<br>Private works charges higher than budget estimate. Workers compensation reimbursements higher than budget estimate. Diesel fuel rebate lower than budget estimate. Admin reimbursements lower than budget estimate. Rylington Park income $241,000 higher than budget estimate. | PERMANENT | 216,019 | 29.71% |

## SHIRE OF BOYUP BROOK
## NOTES TO THE STATEMENT OF FINANCIAL ACTIVITY
## FOR THE PERIOD ENDING 30 JUNE 2021

**EXPLANATION OF MATERIAL VARIANCES**

| REPORTING PROGRAM & EXPLANATION | TIMING / PERMANENT | $ VARIANCE | % VARIANCE |
|---|---|---|---|
| **OPERATING EXPENDITURE** | | | |
| **General Purpose Funding**<br>Administration allocations lower than budget estimate. Rates debt collection expenses lower than budget estimate. | PERMANENT | 50,494 | 56.77% |
| **Governance**<br>Administration allocations lower than budget estimate. Sitting fees expenses, website expenses, member training expenses, and member conference expenses lower than budget estimate. Members refreshment expenses higher than budget estimate due to Australia Day Function (offset by grant). | PERMANENT | 60,543 | 18.98% |
| **Law Order & Public Safety -**<br>Depreciation expense not yet raised for year. Administration allocations lower than budget estimate. Fire defence grant expenses and Fire Mitigation activity expenses lower than budget estimate. Animal other control wages expenses higher than budget estimate. Ranger vehicle operating expenses and animal impound expenses lower than budget estimate. | PERMANENT | 217,597 | 74.84% |
| **Health**<br>Administration allocations lower than budget estimates. Depreciation expense not yet raised for year. Health administration services expenses lower than budget estimate. Medical services employee costs $273,000 higher than budget estimate, Medical Supplies & Equipment expenses and Superannuation expenses higher than budget estimate. Medical services insurance expenses, computer expenses, locum expenses and sundry expenses lower than budget estimates. | PERMANENT | (46,470) | Within Threshold |
| **Education & Welfare**<br>Administration allocations lower than budget estimates. Depreciation expense not yet raised for year. Early learning centre employee costs $40,000 higher than budget estimate. Increase in interest expenses due to interest penalty on early payout of Loan 118. | PERMANENT | (46,675) | (16.25%) |
| **Housing**<br>Administration allocations lower than budget estimate. Depreciation expense not yet raised for year. Community Housing Units contract expenses and 7 Knapp St maintenance expenses lower than budget estimate. Service contract expenses for 1 Rogers Avenue $14k over budget. Property selling expenses for 6 Nix St not anticipated. | PERMANENT | 49,787 | 53.17% |
| **Community Amenities**<br>Administration allocations lower than budget estimate. Depreciation expense not yet raised for year. Transfer Station employee expenses, transfer station expenses, and Landfill Disposal site service contract expenses higher than budget estimate. Cemetery operations contract expenses higher than budget estimate. | PERMANENT | (25,706) | Within Threshold |
| **Recreation & Culture**<br>Administration allocations lower than budget estimate. Depreciation expense not yet raised for year. Boyup Brook hall operating expenses lower than budget estimate. Recreation complex expenses and Other Recreation facilities expenses lower than budget estimate. Townsite gardens wages and overheads expenses higher than budget estimate. Support for UBAS expenses lower than budget estimate. Swimming pool general operations expenses $13k under budget estimate. Swimming pool building maintenance material and contract expenses over budget by $17k and swimming pool employee costs over budget by $16k. | PERMANENT | 483,192 | 70.67% |
| **Transport**<br>Administration allocations lower than budget estimate. Depreciation expense not yet raised for year. Road maintenance and repairs expenses, maintenance grading expenses, repairs & maintenance of bridges expenses, drains & culverts expenses, verge pruning expenses, verge spraying expenses, town services drainage expenses , town services footpath expenses, and Roman data pickup expenses lower than budget estimate. Traffic signs expenses higher than budget estimate. | PERMANENT | 3,269,005 | 313.42% |

SHIRE OF BOYUP BROOK
NOTES TO THE STATEMENT OF FINANCIAL ACTIVITY
FOR THE PERIOD ENDING 30 JUNE 2021

EXPLANATION OF MATERIAL VARIANCES

| REPORTING PROGRAM & EXPLANATION | TIMING / PERMANENT | $ VARIANCE | % VARIANCE |
|---|---|---|---|
| **Economic Service**<br>Administration allocations lower than budget estimate. Depreciation expense not yet raised for year. Rural services expenses lower than budget estimate. Community development officer expenses, community development fringe benefit expenses, promotion activity expenses, Flaxmill general operations and building operation expenses lower than budget estimate. Building control expenses lower than budget estimate. Saleyard expenses lower than budget estimate. Standpipe expenses, economic development expenses and Abel shop expenses lower than budget estimate. | PERMANENT | 398,026 | 153.18% |
| **Other Property & Services**<br>Private works expenses lower than budget estimate. Supervision salaries $80k higher than budget estimate. Superannuation expenses, consultant engineer expenses, POH leave expenses, training expenses and Occupational health and Safety expenses higher than budget estimates. Fuel and oil expenses, tyres and tubes expenses, parts & repairs expenses, and blades and points expenses lower than budget estimates. Gross salaries paid $391k higher than anticipated - primarily relates to medical services and PWOH salaries increased costs. Admin staff employee expenses, audit fees, legal expenses, admin superannuation expenses, subscription expenses, IT systems operation expenses, and conference expenses lower than budget estimates. Local district planning study expenses and land purchase expenses lower than budget estimates. Rylington park operational expenses higher than budget estimate. | PERMANENT | 193,967 | 57.21% |
| **CAPITAL REVENUES** | | | |
| **Non-Operating Grants, Subsidies & Contributions** | | | |
| ***Law, Order & Public Safety*** | | | |
| CCTV Grant - Grant application unsuccessful | PERMANENT | (31,700) | |
| ***Recreation & Culture*** | | | |
| Non-Operating Grants - Additional grant funding for Sandakan Memorial not anticipated | PERMANENT | 9,091 | |
| ***Transport*** | | | |
| Regional Road Group Grants - RRG funding received lower than budget estimate | PERMANENT | (119,501) | |
| Roads to Recovery Grants - Grant funding received lower than budget estimate. | PERMANENT | (7,365) | |
| LRCI Commonwealth Grant - Grant funding received higher than budget estimate | PERMANENT | 164,201 | |
| Special Bridge funding MRDWA - Bridge funding received lower than budget estimate. | PERMANENT | (635,536) | |
| | | **(620,810)** | **30.42%** |
| **Proceeds from Sale of Assets** | | | |
| Proceeds from Sale of Assets - Proceeds from sale of plant assets lower than budget estimate | PERMANENT | (73,932) | |
| Proceeds from Sale of Assets - Proceeds from Sale of Buildings higher than budget estimate. | | 140,000 | |
| | | **66,068** | **34.09%** |
| **Transfers from Reserve** | | | |
| Transfers from Reserve - | | **0** | 0% |



14

## SHIRE OF BOYUP BROOK
## NOTES TO THE STATEMENT OF FINANCIAL ACTIVITY
## FOR THE PERIOD ENDING 30 JUNE 2021

**EXPLANATION OF MATERIAL VARIANCES**

| REPORTING PROGRAM & EXPLANATION | TIMING / PERMANENT | $ VARIANCE | % VARIANCE |
|---|---|---|---|
| **CAPITAL EXPENDITURE** | | | |
| **Transfers to Reserve** | | | |
| Transfers to Reserve - Reserve transfers not yet processed | | **(19,000)** | 0.00% |
| **Furniture & Equipment** | | | |
| ***Health*** | | | |
| Surgery Equipment - Capital - (F&E) - New server expense not included in budget | PERMANENT | (16,750) | |
| ***Other Property & Services*** | | | |
| Administration Building F&E - Project not yet commenced | PERMANENT | 30,000 | |
| **Total (Over)/Under Budget** | | **13,250** | **79.10%** |
| ***Buildings*** | | | |
| ***Community Amenities*** | | | |
| Transfer Station Buildings - Project expenses lower than budget estimate | PERMANENT | 5,012 | |
| ***Other Property & Services*** | | | |
| Administration Building - Building Renewals & Upgrades - Project expenses higher than budget estimate | PERMANENT | (55,365) | |
| Rylington Park House Capital - Project not yet commenced | PERMANENT | 50,000 | |
| Rylington Park Chemical Shed - Project not yet commenced | PERMANENT | 15,000 | |
| | | **14,647** | **16.29%** |
| **Plant & Equipment** | | | |
| ***Law, Order & Public Safety*** | | | |
| Law & Order - Plant & Equipment - Acquisitions not yet made | PERMANENT | 51,700 | |
| ***Recreation & Culture*** | | | |
| Plant & Equipment - Parks & Gardens - Plant acquisitions not yet made | PERMANENT | (5,027) | |
| ***Transport*** | | | |
| DWS - Fleet Vehicles - Acquisitions not yet made | PERMANENT | (5,070) | |
| Light Plant (eg Portable Traffic Lights) - Acquisitions not yet made | PERMANENT | 17,899 | |
| Heavy Plant (Graders etc) Purchases - Acquisitions not yet made | PERMANENT | 160,000 | |
| Miscellaneous Small Plant - | | 0 | |
| ***Other Property & Services*** | | | |
| Rylington Park Dorm Rooms Air Conditioners - Acquisitions not yet made | PERMANENT | 10,800 | |
| **Total (Over)/Under Budget** | | **230,302** | **133.74%** |
| **Road Construction** | | | |
| Roads to Recovery Road Projects - Project expenses higher than budget estimate | PERMANENT | (93,637) | |
| Regional Road Group - Project expenses lower than budget estimate | PERMANENT | 423,448 | |
| Municipal Funded Road Projects - | | 0 | |
| Municipal Funded Gravel Sheeting Road Projects - Project expenses lower than budget estimate. | PERMANENT | 255,663 | |
| Municipal Funded - Winter Grading - Project expenses lower than budget estimate. | PERMANENT | 53,105 | |
| Bridges - Projects not yet commenced. | PERMANENT | 227,290 | |
| **Total (Over)/Under Budget** | | **865,868** | **36.12%** |

SHIRE OF BOYUP BROOK
NOTES TO THE STATEMENT OF FINANCIAL ACTIVITY
FOR THE PERIOD ENDING 30 JUNE 2021

EXPLANATION OF MATERIAL VARIANCES

| REPORTING PROGRAM & EXPLANATION | TIMING / PERMANENT | $ VARIANCE | % VARIANCE |
|---|---|---|---|
| **Footpath Construction** | | | |
| Footpaths/Bike paths Construction - Project did not proceed. | PERMANENT | 72,000 | |
| **Total (Over)/Under Budget** | | **72,000** | **0.00%** |
| **Drainage Infrastructure** | | | |
| Drainage Projects - Drainage projects expenses not included in budget | PERMANENT | (85,356) | |
| **Total (Over)/Under Budget** | | **(85,356)** | **100.00%** |
| **Parks & Ovals Infrastructure** | | | |
| Sandakan Memorial Capital Improvements - Project not in budget | PERMANENT | (4,000) | |
| | | (4,000) | **100.00%** |
| **Recreation Infrastructure** | | | |
| Recreation Infrastructure - Capital Renewals - Project expenses lower than budget estimate. | PERMANENT | 77,564 | |
| LRCI Projects - Swimming Pool - New Project funded by LRCI grant | PERMANENT | (296) | |
| LRCI - Football Oval Lights - New project funded by LRCI grant | PERMANENT | (130,780) | |
| War Memorial - Gardens, Lighting & Upgrades | PERMANENT | 0 | |
| **Total (Over)/Under Budget** | | **(53,511)** | **40.08%** |
| **Other Infrastructure** | | | |
| Medical Centre Car Park - Other Infrastructure | PERMANENT | 9,750 | |
| ***Transport*** | | | |
| Depot Gates - Project commenced earlier than anticipated | PERMANENT | 4,481 | |
| Oil Automation System - Project expenses lower than anticipated for reporting period. | PERMANENT | 21,783 | |
| ***Economic Services*** | | | |
| LRCI - Flax Mill / Caravan Park Upgrades - New project funded by LRCI grant | PERMANENT | (141,299) | |
| LRCI - Tourism Centre Upgrades - New project funded by LRCI grant | PERMANENT | (46,249) | |
| ***Other Property & Services*** | | | |
| Rylington Park Rain Water Tank - Project expenses lower than budget estimate | PERMANENT | 1,470 | |
| **Total (Over)/Under Budget** | | **(150,063)** | **(67.05%)** |

***Note: (NB) = No Budget Provision Made***

**SHIRE OF BOYUP BROOK**
**STATEMENT OF FINANCIAL POSITION**
**FOR THE PERIOD ENDING 30 JUNE 2021**

| | Note | 2019-20 ACTUAL $ | 2020-21 ACTUAL $ | Variance $ |
|---|---|---|---|---|
| **Current assets** | | | | |
| Unrestricted Cash & Cash Equivalents | | 1,890,777 | 2,681,548 | 790,771 |
| Restricted Cash | | 2,587,098 | 2,587,098 | (0) |
| Trade and other receivables | | 527,434 | 859,356 | 331,922 |
| Inventories | | 503,653 | 500,895 | (2,759) |
| Other assets | | 0 | 0 | 0 |
| **Total current assets** | | **5,523,878** | **6,632,365** | 1,108,486 |
| | | | | |
| **Non-current assets** | | | | |
| Trade and other receivables | | 15,358 | 15,358 | 0 |
| LG House Unit Trust | | 71,221 | 71,221 | 0 |
| Land | | 2,347,691 | 2,347,691 | 0 |
| Buildings | | 10,213,634 | 10,163,526 | (50,108) |
| Furniture & Equipment | | 72,069 | 88,819 | 16,750 |
| Plant & Equipment | | 3,038,370 | 3,156,786 | 118,417 |
| Infrastructure Assets - Roads | | 75,330,750 | 77,005,595 | 1,674,845 |
| Infrastructure Assets - Bridges | | 17,621,241 | 18,343,241 | 722,000 |
| Infrastructure Assets - Footpaths | | 1,167,036 | 1,167,036 | 0 |
| Infrastructure Assets - Recreation | | 1,675,284 | 1,808,795 | 133,511 |
| Infrastructure Assets - Drainage | | 10,563,930 | 10,649,286 | 85,356 |
| Infrastructure Assets - Parks/Ovals | | 469,270 | 473,270 | 4,000 |
| Infrastructure Assets - Other | | 3,345,451 | 3,569,244 | 223,792 |
| **Total non-current assets** | | **125,931,304** | **128,859,867** | 2,928,563 |
| **Total assets** | | **131,455,182** | **135,492,232** | 4,037,050 |
| | | | | |
| **Current liabilities** | | | | |
| Trade and other payables | | 522,855 | 413,679 | 109,176 |
| Bonds and deposits | | 57,127 | 40,898 | 16,229 |
| Contract Liabilities | | 822,137 | 822,137 | 0 |
| Interest-bearing loans and borrowings | | 36,157 | -283,330 | 319,487 |
| Provisions | | 413,664 | 413,664 | 0 |
| **Total current liabilities** | | **1,851,939** | **1,407,046** | 444,892 |
| | | | | |
| **Non-current liabilities** | | | | |
| Interest-bearing loans and borrowings | | 397,010 | 397,010 | 0 |
| Provisions | | 15,177 | 15,177 | 0 |
| **Total non-current liabilities** | | **412,187** | **412,187** | 0 |
| **Total liabilities** | | **2,264,126** | **1,819,234** | 444,892 |
| **Net assets** | | **129,191,056** | **133,672,998** | 4,481,942 |
| | | | | |
| **Equity** | | | | |
| Retained surplus | | 58,328,304 | 58,328,304 | 0 |
| Net Result | | 0 | 4,481,942 | 4,481,942 |
| Reserve - asset revaluation | | 68,275,654 | 68,275,654 | 0 |
| Reserve - Cash backed | | 2,587,098 | 2,587,098 | (0) |
| **Total equity** | | **129,191,056** | **133,672,998** | 4,481,942 |

This statement is to be read in conjunction with the accompanying notes



17

SHIRE OF BOYUP BROOK
STATEMENT OF CASH FLOWS
FOR THE PERIOD ENDING 30 JUNE 2021

| | Note | 2019-20 ACTUAL $ | 2020-21 BUDGET $ | 2020-21 ACTUAL $ |
|---|---|---|---|---|
| ***Cash Flows from operating activities*** | | | | |
| **Payments** | | | | |
| Employee Costs | | (3,438,685) | (2,832,008) | (3,368,602) |
| Materials & Contracts | | (1,030,373) | (2,544,200) | (1,255,237) |
| Utilities (gas, electricity, water, etc) | | (213,746) | (228,519) | (183,327) |
| Insurance | | (192,945) | (165,432) | (191,826) |
| Interest Expense | | (23,984) | (21,754) | (76,918) |
| Goods and Services Tax Paid | | (175,797) | 0 | (89,739) |
| Other Expenses | | (236,903) | (251,606) | (201,798) |
| | | **(5,312,433)** | **(6,043,519)** | **(5,367,446)** |
| **Receipts** | | | | |
| Rates | | 2,917,692 | 3,007,292 | 2,946,636 |
| Operating Grants & Subsidies | | 1,805,433 | 450,956 | 1,916,319 |
| Fees and Charges | | 1,393,045 | 1,518,125 | 1,742,059 |
| Interest Earnings | | 60,926 | 45,205 | 28,539 |
| Goods and Services Tax | | 149,136 | 0 | 18,293 |
| Other | | 219,007 | 503,190 | 701,963 |
| | | **6,545,239** | **5,524,768** | **7,353,808** |
| ***Net Cash flows from Operating Activities*** | | ***1,232,806*** | ***(518,751)*** | ***1,986,363*** |
| ***Cash flows from investing activities*** | | | | |
| **Payments** | | | | |
| Purchase of Land | | (127,273) | 0 | 0 |
| Purchase of Buildings | | (10,247) | (104,539) | (89,892) |
| Purchase Plant and Equipment | | (757,120) | (402,500) | (122,417) |
| Purchase Furniture and Equipment | | (67,984) | (30,000) | (16,750) |
| Purchase Road Infrastructure Assets | | (1,209,814) | (2,313,365) | (1,674,845) |
| Purchase of Bridges Assets | | (61,381) | (949,290) | (722,000) |
| Purchase of Footpath Assets | | (63,597) | (72,000) | 0 |
| Purchase Drainage Assets | | (177,860) | 0 | (85,356) |
| Purchase Parks & Ovals Assets | | 0 | 0 | (4,000) |
| Purchase Recreation Assets | | (7,980) | (80,000) | (133,511) |
| Purchase Solid Waste Assets | | 0 | (73,729) | 0 |
| Purchase Infrastructure Other Assets | | (5,443) | | (223,792) |
| **Receipts** | | | | |
| Proceeds from Sale of Assets | | 309,596 | 127,714 | 144,000 |
| Non-Operating grants used for Development of Assets | | 1,426,149 | 2,661,821 | 2,041,011 |
| | | **(752,954)** | **(1,235,888)** | **(887,553)** |
| ***Cash flows from financing activities*** | | | | |
| Repayment of Debentures | | (39,432) | (36,157) | (319,487) |
| Advances to Community Groups | | 0 | 0 | 0 |
| Revenue from Self Supporting Loans | | 0 | 0 | 0 |
| Proceeds from New Debentures | | 0 | 0 | 0 |
| ***Net cash flows from financing activities*** | | ***(39,432)*** | ***(36,157)*** | ***(319,487)*** |
| **Net increase/(decrease) in cash held** | | **440,420** | **(1,790,796)** | **779,323** |
| **Cash at the Beginning of Reporting Period** | | **3,362,018** | **3,852,438** | **4,492,791** |
| ***Cash at the End of Reporting Period*** | | **3,802,438** | **2,061,642** | **5,272,114** |

**SHIRE OF BOYUP BROOK**
**STATEMENT OF CASH FLOWS**
**FOR THE PERIOD ENDING 30 JUNE 2021**

**Notes**

| | 2019-20 ACTUAL $ | 2020-21 BUDGET $ | 2020-21 ACTUAL $ |
|---|---|---|---|
| **RECONCILIATION OF CASH** | | | |
| Cash at Bank | 124,793 | 1,015,385 | 2,453,118 |
| Restricted Cash | 3,671,695 | | 2,813,046 |
| Cash on Hand | 5,950 | 580 | 5,950 |
| **TOTAL CASH** | **3,802,438** | **1,015,965** | **5,272,114** |
| **RECONCILIATION OF NET CASH USED IN OPERATING ACTIVITIES TO OPERATING RESULT** | | | |
| Net Result (As per Comprehensive Income Statement) | (1,093,697) | (817,595) | 4,481,942 |
| Add back Depreciation | 3,018,256 | 3,592,229 | 0 |
| (Gain)/Loss on Disposal of Assets | 156,782 | - | 0 |
| AASB15 Adjustment | (9,674) | | |
| LG House Unit trust | (1,153) | | |
| Self Supporting Loan Principal Reimbursements | 0 | - | 0 |
| Contributions for the Development of Assets | (659,311) | (2,661,821) | (2,041,011) |
| Changes in Assets and Liabilities | | | |
| (Increase)/Decrease in Inventory | (1,743) | 0 | 2,759 |
| (Increase)/Decrease in Receivables | (89,783) | - | (331,922) |
| Increase/(Decrease) in Accounts Payable | 121,781 | - | (125,405) |
| Increase/(Decrease) in Contract Liability | | (674,594) | 0 |
| Increase/(Decrease) in Prepayments | 0 | 0 | 0 |
| Increase/(Decrease) in Employee Provisions | (208,652) | 43,030 | 0 |
| Increase/(Decrease) in Accrued Expenses | 0 | 0 | 0 |
| Rounding | - | 0 | 0 |
| ***NET CASH FROM/(USED) IN OPERATING ACTIVITIES*** | **1,232,806** | **(518,751)** | **1,986,363** |

*Shire of Boyup Brook*
*MONTHLY FINANCIAL REPORT*

Details By Function Under The Following Program Titles
And Type Of Activities Within The Programme

| G/L | JOB | | YTD COMPARATIVES Period 12 30 JUNE 2021 Budget | Actual | CURRENT YEAR YTD ACTUALS 30 JUNE 2021 Income | Expenditure | ADOPTED BUDGET 2020-21 Income | Expenditure | AMENDED BUDGET 30 JUNE 2021 Income | Expenditure |
|---|---|---|---|---|---|---|---|---|---|---|
| **Proceeds Sale of Assets** | | | | | | | | | | |
| 123001 | | Proceeds Sale of Assets | ($127,714) | ($53,782) | ($53,782) | $0 | ($127,714) | $0 | ($55,732) | $0 |
| 092010 | | Proceeds - Sale of Land/Buildings | $0 | ($140,000) | ($140,000) | $0 | $0 | $0 | ($140,000) | $0 |
| **PROCEEDS FROM SALE OF ASSETS** | | | ($127,714) | ($193,782) | **($193,782)** | **$0** | **($127,714)** | **$0** | ($195,732) | $0 |
| | | **Written Down Value** | | | | | | | $0 | $0 |
| | | Written Down Value - Works Plant | $127,714 | $0 | $0 | $0 | $0 | $127,714 | $0 | $195,732 |
| **Sub Total - WDV ON DISPOSAL OF ASSET** | | | $127,714 | $0 | $0 | $0 | $0 | $127,714 | $0 | $195,732 |
| **Total - GAIN/LOSS ON DISPOSAL OF ASSET** | | | $0 | ($193,782) | ($193,782) | $0 | **($127,714)** | **$127,714** | **($195,732)** | **$195,732** |
| **Total - OPERATING STATEMENT** | | | $0 | ($193,782) | ($193,782) | $0 | **($127,714)** | $127,714 | ($195,732) | $195,732 |

20

*Shire of Boyup Brook*
*MONTHLY FINANCIAL REPORT*

Details By Function Under The Following Program Titles
And Type Of Activities Within The Programme

| G/L | JOB | | YTD COMPARATIVES Period 12 30 JUNE 2021 Budget | Actual | CURRENT YEAR YTD ACTUALS 30 JUNE 2021 Income | Expenditure | ADOPTED BUDGET 2020-21 Income | Expenditure | AMENDED BUDGET 30 JUNE 2021 Income | Expenditure |
|---|---|---|---|---|---|---|---|---|---|---|
| **RATES** | | | | | | | | | | |
| **OPERATING EXPENDITURE** | | | | | | | | | | |
| 031103 | | Rates Administration Activity Costs | $99,810 | $68,016 | $0 | $68,016 | $0 | $99,810 | $0 | $99,810 |
| 031101 | | Collection Costs | $15,630 | $90 | $0 | $90 | $0 | $15,630 | $0 | $15,630 |
| 031100 | | Valuation Charges | $17,200 | $16,039 | $0 | $16,039 | $0 | $17,200 | $0 | $17,200 |
| 031102 | | Search Costs | $185 | $294 | $0 | $294 | $0 | $185 | $0 | $185 |
| **Sub Total - GENERAL RATES OP EXP** | | | $132,825 | $84,439 | $0 | $84,439 | $0 | $132,825 | $0 | $132,825 |
| **OPERATING INCOME** | | | | | | | | | | |
| 031001 | | Rates · GRV | ($460,579) | ($460,579) | ($460,579) | $0 | ($460,579) | $0 | ($460,579) | $0 |
| 031002 | | Rates · UV | ($2,170,963) | ($2,170,963) | ($2,170,963) | $0 | ($2,170,963) | $0 | ($2,170,963) | $0 |
| 031003 | | Rates · GRV - Minimum | ($50,745) | ($50,745) | ($50,745) | $0 | ($50,745) | $0 | ($50,745) | $0 |
| 031004 | | Rates · UV - Minimum | ($324,000) | ($324,000) | ($324,000) | $0 | ($324,000) | $0 | ($324,000) | $0 |
| 031006 | | Rates · Ex-Gratia Rates | ($1,255) | $0 | $0 | $0 | ($1,255) | $0 | ($1,255) | $0 |
| 031013 | | Rates Administration Fee | $0 | $0 | $0 | $0 | $0 | $0 | $0 | $0 |
| 031005 | | Rates · Instalment Interest | ($2,800) | ($3,849) | ($3,849) | $0 | ($2,800) | $0 | ($3,790) | $0 |
| 031007 | | Rates · Non Payment Penalty - LG | ($21,415) | ($20,715) | ($20,715) | $0 | ($21,415) | $0 | ($14,000) | $0 |
| 01023 | | Pensioner Deferred Rate Interest | $0 | $0 | $0 | $0 | $0 | $0 | $0 | $0 |
| 031008 | | Rates · Rate Enquiries | ($6,330) | ($10,268) | ($10,268) | $0 | ($6,330) | $0 | ($6,480) | $0 |
| 031009 | | Rates - ESL Administration Fee | ($4,000) | ($4,000) | ($4,000) | $0 | ($4,000) | $0 | ($4,000) | $0 |
| 031010 | | Rates - Reimbursements | ($6,000) | $0 | $0 | $0 | ($6,000) | $0 | ($6,000) | $0 |
| 031011 | | Rates · Penalty Interest - DFES | ($690) | ($1,026) | ($1,026) | $0 | ($690) | $0 | ($690) | $0 |
| 031012 | | Rates · Rates Interims | $0 | ($1,595) | ($1,595) | $0 | $0 | $0 | $0 | $0 |
| 031104 | | Rates Written Off | $250 | $310 | $310 | $0 | $250 | $0 | $250 | $0 |
| **Sub Total - GENERAL RATES OP INC** | | | ($3,048,527) | ($3,047,430) | ($3,047,430) | $0 | ($3,048,527) | $0 | ($3,042,252) | $0 |
| **Total - GENERAL RATES** | | | ($2,915,702) | ($2,962,991) | ($3,047,430) | $84,439 | ($3,048,527) | $132,825 | ($3,042,252) | $132,825 |



21

*Shire of Boyup Brook*
*MONTHLY FINANCIAL REPORT*

Details By Function Under The Following Program Titles
And Type Of Activities Within The Programme

| G/L | JOB | | YTD COMPARATIVES Period 12 30 JUNE 2021 Budget | Actual | CURRENT YEAR YTD ACTUALS 30 JUNE 2021 Income | Expenditure | ADOPTED BUDGET 2020-21 Income | Expenditure | AMENDED BUDGET 30 JUNE 2021 Income | Expenditure |
|---|---|---|---|---|---|---|---|---|---|---|
| **OTHER GENERAL PURPOSE FUNDING** | | | | | | | | | | |
| **OPERATING EXPENDITURE** | | | | | | | | | | |
| 032100 | | General Purpose Funding - Administration Allocated | $6,618 | $4,510 | $0 | $4,510 | $0 | $6,618 | $0 | $6,618 |
| **Sub Total - OTHER GENERAL PURPOSE FUNDING OP/EXP** | | | $6,618 | $4,510 | $0 | $4,510 | $0 | $6,618 | $0 | $6,618 |
| **OPERATING INCOME** | | | | | | | | | | |
| 032001 | | General Purpose Grants Federal Commission (OP) | ($343,310) | ($937,174) | ($937,174) | $0 | ($343,310) | $0 | ($453,097) | $0 |
| 032002 | | General Purpose Grants Federal - Roads (OP) | ($330,310) | ($683,708) | ($683,708) | $0 | ($330,310) | $0 | ($302,216) | $0 |
| 032003 | | General Purpose Funding - Interest On Investments - Municipal Ac | ($1,000) | ($703) | ($703) | $0 | ($1,000) | $0 | $0 | $0 |
| 032004 | | Interest on Investments - Reserves Account | ($19,000) | $0 | $0 | $0 | ($19,000) | $0 | ($15,000) | $0 |
| 032006 | | General Purpose Funding - Interest on Investments - Medical Func | $0 | $0 | $0 | $0 | $0 | $0 | | |
| 032007 | | General Purpose Funding - Interest on Investments - Business On | $0 | ($1,077) | ($1,077) | $0 | $0 | $0 | | |
| 032008 | | General Purpose Funding - Interest on Investments - Short Term D | ($300) | ($1,170) | ($1,170) | $0 | ($300) | $0 | ($300) | $0 |
| **Sub Total - OTHER GENERAL PURPOSE FUNDING OP/INC** | | | ($693,920) | ($1,623,832) | ($1,623,832) | $0 | ($693,920) | $0 | ($770,613) | $0 |
| **Total - OTHER GENERAL PURPOSE FUNDING** | | | ($687,302) | ($1,619,322) | ($1,623,832) | $4,510 | ($693,920) | $6,618 | ($770,613) | $6,618 |
| **Total - GENERAL PURPOSE FUNDING** | | | ($3,603,004) | ($4,582,313) | ($4,671,262) | $88,949 | ($3,742,447) | $139,443 | ($3,812,865) | $139,443 |

22

*Shire of Boyup Brook*
*MONTHLY FINANCIAL REPORT*

Details By Function Under The Following Program Titles
And Type Of Activities Within The Programme

| G/L | JOB | | YTD COMPARATIVES Period 12 30 JUNE 2021 Budget | Actual | CURRENT YEAR YTD ACTUALS 30 JUNE 2021 Income | Expenditure | ADOPTED BUDGET 2020-21 Income | Expenditure | AMENDED BUDGET 30 JUNE 2021 Income | Expenditure |
|---|---|---|---|---|---|---|---|---|---|---|
| **MEMBERS OF COUNCIL** | | | | | | | | | | |
| **OPERATING EXPENDITURE** | | | | | | | | | | |
| 041100 | | Members - Sitting Fees. | $75,560 | $67,704 | $0 | $67,704 | $0 | $75,560 | $0 | $75,560 |
| 041119 | | Website Expenses | $5,000 | $150 | $0 | $150 | $0 | $5,000 | $0 | $5,000 |
| 041101 | | Members - Training Costs | $10,800 | $32 | $0 | $32 | $0 | $10,800 | $0 | $10,800 |
| 041102 | | Members - Travelling Costs | $6,800 | $5,565 | $0 | $5,565 | $0 | $6,800 | $0 | $6,800 |
| 041103 | | Members - Telecommunications Reimbursements | $11,520 | $10,199 | $0 | $10,199 | $0 | $11,520 | $0 | $11,520 |
| 041104 | | Members - Other Expenses | $3,625 | $4,364 | $0 | $4,364 | $0 | $3,625 | $0 | $3,625 |
| 041105 | | Members - Conferences/Seminars Costs | $15,850 | $45 | $0 | $45 | $0 | $15,850 | $0 | $50 |
| 041106 | | Members - President's Allowance | $10,280 | $10,280 | $0 | $10,280 | $0 | $10,280 | $0 | $10,280 |
| 041107 | | Members - Deputy President's Allowance | $2,570 | $2,570 | $0 | $2,570 | $0 | $2,570 | $0 | $2,570 |
| 041108 | | Members - Council Chamber Expenses | $905 | $1,233 | $0 | $1,233 | $0 | $905 | $0 | $905 |
| 041109 | | Members - Refreshments & Receptions | $17,815 | $35,480 | $0 | $35,480 | $0 | $17,815 | $0 | $36,939 |
| 041110 | | Members - Bunbury Wellington GOC Projects | $1,500 | $4,390 | $0 | $4,390 | $0 | $1,500 | $0 | $1,500 |
| 041111 | | Members - Insurance Costs For Members | $8,040 | $7,254 | $0 | $7,254 | $0 | $8,040 | $0 | $7,254 |
| 041112 | | Members - Subscriptions | $8,835 | $8,043 | $0 | $8,043 | $0 | $8,835 | $0 | $8,043 |
| 041113 | | Members - Election Expenses | $0 | $3,286 | $0 | $3,286 | $0 | $0 | $0 | $3,286 |
| 041114 | | Members - Donations | $64,698 | $65,506 | $0 | $65,506 | $0 | $64,698 | $0 | $64,698 |
| 041118 | | ICT - Councillors | $2,640 | $2,171 | $0 | $2,171 | $0 | $2,640 | $0 | $2,640 |
| 041150 | | Members - Admin Allocation | $53,214 | $36,263 | $0 | $36,263 | $0 | $53,214 | $0 | $55,626 |
| 041190 | | Depreciation - Membership | $0 | $0 | $0 | $0 | $0 | $0 | $0 | $0 |
| **Sub Total - MEMBERS OF COUNCIL OP/EXP** | | | $299,652 | $264,535 | $0 | $264,535 | $0 | $299,652 | $0 | $307,096 |
| **OPERATING INCOME** | | | | | | | | | | |
| 041001 | | Members - Reimbursements Income | $0 | $0 | $0 | $0 | $0 | $0 | | |
| 041002 | | Other Governance - Sundry Reimbursements Income | $0 | $0 | $0 | $0 | $0 | $0 | $0 | $0 |
| 041003 | | Other Governance - Other Minor Income | $0 | $0 | $0 | $0 | $0 | $0 | $0 | $0 |
| 041004 | | Members - Operating Grants and Contributions | $0 | ($23,600) | ($23,600) | $0 | $0 | $0 | ($25,100) | $0 |
| **Sub Total - MEMBERS OF COUNCIL OP/INC** | | | $0 | ($23,600) | ($23,600) | $0 | $0 | $0 | ($25,100) | $0 |
| **Total - MEMBERS OF COUNCIL** | | | $299,652 | $240,935 | ($23,600) | $264,535 | $0 | $299,652 | ($25,100) | $307,096 |



23

*Shire of Boyup Brook*
*MONTHLY FINANCIAL REPORT*

Details By Function Under The Following Program Titles
And Type Of Activities Within The Programme

| G/L | JOB | | YTD COMPARATIVES Period 12 30 JUNE 2021 Budget | Actual | CURRENT YEAR YTD ACTUALS 30 JUNE 2021 Income | Expenditure | ADOPTED BUDGET 2020-21 Income | Expenditure | AMENDED BUDGET 30 JUNE 2021 Income | Expenditure |
|---|---|---|---|---|---|---|---|---|---|---|
| **GOVERNANCE** | | | | | | | | | | |
| **OPERATING EXPENDITURE** | | | | | | | | | | |
| 042100 | | Other Governance - Admin Allocated | $79,821 | $54,395 | $0 | $54,395 | $0 | $79,821 | $0 | $79,821 |
| **Sub Total - GOVERNANCE - GENERAL OP/EXP** | | | $79,821 | $54,395 | $0 | $54,395 | $0 | $79,821 | $0 | $79,821 |
| **OPERATING INCOME** | | | | | | | | | | |
| New | | Other Minor Income | $0 | $0 | $0 | $0 | $0 | $0 | $0 | $0 |
| **Sub Total - GOVERNANCE - GENERAL OP/INC** | | | $0 | $0 | $0 | $0 | $0 | $0 | $0 | $0 |
| **Total - GOVERNANCE - GENERAL** | | | $79,821 | $54,395 | $0 | $54,395 | $0 | $79,821 | $0 | $79,821 |
| **Total - GOVERNANCE** | | | $379,473 | $295,330 | ($23,600) | $318,930 | $0 | $379,473 | ($25,100) | $386,917 |



24

*Shire of Boyup Brook*
*MONTHLY FINANCIAL REPORT*

Details By Function Under The Following Program Titles
And Type Of Activities Within The Programme

| G/L | JOB | | YTD COMPARATIVES Period 12 30 JUNE 2021 Budget | Actual | CURRENT YEAR YTD ACTUALS 30 JUNE 2021 Income | Expenditure | ADOPTED BUDGET 2020-21 Income | Expenditure | AMENDED BUDGET 30 JUNE 2021 Income | Expenditure |
|---|---|---|---|---|---|---|---|---|---|---|
| **LAW, ORDER AND PUBLIC SAFETY** | | | | | | | | | | |
| **FIRE PREVENTION** | | | | | | | | | | |
| **OPERATING EXPENDITURE** | | | | | | | | | | |
| 051109 | | ESL - Insurances Fire Appliances and Personnel | $37,781 | $32,964 | $0 | $32,964 | $0 | $37,781 | $0 | $33,500 |
| 051112 | | Fire Prevention And Support | $22,300 | $26,439 | $0 | $26,439 | $0 | $22,300 | $0 | $28,794 |
| 051101 | | Fire Break Inspection Expenses | $3,540 | $2,750 | $0 | $2,750 | $0 | $3,540 | $0 | $2,750 |
| 051102 | | Fire Hazard Reductions Expenses | $35,428 | $28,885 | $0 | $28,885 | $0 | $35,428 | $0 | $37,159 |
| 051104 | | Minor Fire Plant & Equipment Purchases non ESL | $400 | $178 | $0 | $178 | $0 | $400 | $0 | $400 |
| 051105 | | Fire Plant & Equipment Maintenance - Non ESL | $500 | $0 | $0 | $0 | $0 | $500 | $0 | $500 |
| 051106 | | ESL - Fire Vehicle Maintenance Costs | $10,000 | $8,146 | $0 | $8,146 | $0 | $10,000 | $0 | $10,200 |
| 051107 | | ESL - Brigade Utilities, rates and taxes | $390 | $249 | $0 | $249 | $0 | $390 | $0 | $390 |
| 051108 | | ESL - Other Goods & Services relating to Fires | $2,000 | $3,539 | $0 | $3,539 | $0 | $2,000 | $0 | $2,000 |
| 051111 | | ESL - Minor Fire Plant/Equip Under $1500 | $1,000 | $0 | $0 | $0 | $0 | $1,000 | $0 | $5,000 |
| 051114 | | ESL - Land & Building Maintenance | $710 | $16 | $0 | $16 | $0 | $710 | $0 | $860 |
| 051115 | | ESL - Clothing and Accessories | $2,000 | $23,261 | $0 | $23,261 | $0 | $2,000 | $0 | $20,405 |
| 051116 | | ESL - Plant and Equipment Maintenance | $1,500 | $258 | $0 | $258 | $0 | $1,500 | $0 | $1,500 |
| 051117 | | BFRC - Bushfire Risk Planning | $1,351 | $920 | $0 | $920 | $0 | $1,351 | $0 | $1,351 |
| 051118 | | DFES Fire Defence Grant Expenses | $13,520 | $0 | $0 | $0 | $0 | $13,520 | $0 | $13,520 |
| 051120 | | Bush Fire - Mitigation Activity Funded | $196,180 | $64,277 | $0 | $64,277 | $0 | $196,180 | $0 | $196,180 |
| 051150 | | Admin Allocation - Fire Control | $53,214 | $36,263 | $0 | $36,263 | $0 | $53,214 | $0 | $53,214 |
| 051190 | | Depreciation - Fire Control | $670 | $0 | $0 | $0 | $0 | $670 | $0 | $670 |
| **Sub Total - FIRE PREVENTION OP/EXP** | | | $382,484 | $228,144 | $0 | $228,144 | $0 | $382,484 | $0 | $408,393 |
| **OPERATING INCOME** | | | | | | | | | | |
| 051001 | | Fire Infringements/Fines Income | ($500) | ($750) | ($750) | $0 | ($500) | $0 | ($750) | $0 |
| 051002 | | Sale Of Fire Maps Income | ($150) | ($91) | ($91) | $0 | ($150) | $0 | ($150) | $0 |
| 051004 | | ESL - Funding Operating Grant Income | ($265,654) | ($167,890) | ($167,890) | $0 | ($265,654) | $0 | ($265,654) | $0 |
| **Sub Total - FIRE PREVENTION OP/INC** | | | ($266,304) | ($168,731) | ($168,731) | $0 | ($266,304) | $0 | ($266,554) | $0 |
| **Total - FIRE PREVENTION** | | | $116,180 | $59,413 | ($168,731) | $228,144 | ($266,304) | $382,484 | ($266,554) | $408,393 |



25

*Shire of Boyup Brook*
*MONTHLY FINANCIAL REPORT*

Details By Function Under The Following Program Titles
And Type Of Activities Within The Programme

| G/L | JOB | | YTD COMPARATIVES Period 12 30 JUNE 2021 Budget | Actual | CURRENT YEAR YTD ACTUALS 30 JUNE 2021 Income | Expenditure | ADOPTED BUDGET 2020-21 Income | Expenditure | AMENDED BUDGET 30 JUNE 2021 Income | Expenditure |
|---|---|---|---|---|---|---|---|---|---|---|
| **ANIMAL CONTROL** | | | | | | | | | | |
| **OPERATING EXPENDITURE** | | | | | | | | | | |
| 052100 | | Ranger Services Operation Costs | $1,650 | $1,739 | $0 | $1,739 | $0 | $1,650 | $0 | $1,650 |
| 052005 | | Trap Hire Refunds | $50 | $0 | $0 | $0 | $0 | $50 | $0 | $50 |
| 052101 | | Ranger Vehicle Operating Expenses | $3,450 | $0 | $0 | $0 | $0 | $3,450 | $0 | $3,450 |
| 052102 | | Dog License Discs Costs | $250 | $0 | $0 | $0 | $0 | $250 | $0 | $250 |
| 052103 | | Other Control Expenses | $7,945 | $14,680 | $0 | $14,680 | $0 | $7,945 | $0 | $14,123 |
| 052104 | | Animal Impounding Costs | $5,000 | $386 | $0 | $386 | $0 | $5,000 | $0 | $5,000 |
| 052109 | | Cat License Tags Expense | $100 | $0 | $0 | $0 | $0 | $100 | $0 | $100 |
| 052110 | | Ranger Services Salary Super and Employee Costs | $39,379 | $18,542 | $0 | $18,542 | $0 | $39,379 | $0 | $20,525 |
| 052150 | | Admin Allocation - Animal Control | $19,989 | $13,622 | $0 | $13,622 | $0 | $19,989 | $0 | $19,989 |
| 052190 | | Depreciation | $400 | $0 | $0 | $0 | $0 | $400 | $0 | $400 |
| **Sub Total - ANIMAL CONTROL OP/EXP** | | | $78,213 | $48,969 | $0 | $48,969 | $0 | $78,213 | $0 | $65,537 |
| **OPERATING INCOME** | | | | | | | | | | |
| 052001 | | Animal Fines & Penalties Income | ($265) | $0 | $0 | $0 | ($265) | $0 | $0 | $0 |
| 052002 | | Animal Impounding Fees Income | ($105) | ($358) | ($358) | $0 | ($105) | $0 | ($358) | $0 |
| 052003 | | Dog Registrations Charges | ($5,060) | ($6,416) | ($6,416) | $0 | ($5,060) | $0 | ($5,048) | $0 |
| 052004 | | Cat Registration Charges | $0 | ($6) | ($6) | $0 | $0 | $0 | ($6) | $0 |
| 052006 | | Animal Control Income - Grant | ($50) | $0 | $0 | $0 | ($50) | $0 | ($50) | $0 |
| 052105 | | Trap Hire Income | ($50) | $0 | $0 | $0 | ($50) | $0 | ($50) | $0 |
| **Sub Total - ANIMAL CONTROL OP/INC** | | | ($5,530) | ($6,780) | ($6,780) | $0 | ($5,530) | $0 | ($5,512) | $0 |
| **Total - ANIMAL CONTROL** | | | $72,683 | $42,189 | ($6,780) | $48,969 | ($5,530) | $78,213 | ($5,512) | $65,537 |



26

*Shire of Boyup Brook*
*MONTHLY FINANCIAL REPORT*

Details By Function Under The Following Program Titles
And Type Of Activities Within The Programme

| G/L | JOB | | YTD COMPARATIVES Period 12 30 JUNE 2021 Budget | Actual | CURRENT YEAR YTD ACTUALS 30 JUNE 2021 Income | Expenditure | ADOPTED BUDGET 2020-21 Income | Expenditure | AMENDED BUDGET 30 JUNE 2021 Income | Expenditure |
|---|---|---|---|---|---|---|---|---|---|---|
| **OTHER LAW ORDER & PUBLIC SAFETY** | | | | | | | | | | |
| **OPERATING EXPENDITURE** | | | | | | | | | | |
| 053100 | | Local Emergency Management Committee Expenses | $300 | $0 | $0 | $0 | $0 | $300 | $0 | $300 |
| 053150 | | Administration Allocated - Emergency Mgt | $19,989 | $13,622 | $0 | $13,622 | $0 | $19,989 | $0 | $19,989 |
| 053190 | | Depreciation | $27,345 | $0 | $0 | $0 | $0 | $27,345 | $0 | $27,345 |
| **Sub Total - OTHER LAW ORDER & PUBLIC SAFETY OP/EXP** | | | $47,634 | $13,622 | $0 | $13,622 | $0 | $47,634 | $0 | $47,634 |
| **OPERATING INCOME** | | | | | | | | | | |
| 053002 | | Non-Operating Grants CCTV | ($31,700) | $0 | $0 | $0 | ($31,700) | $0 | $0 | $0 |
| **Sub Total - OTHER LAW ORDER & PUBLIC SAFETY OP /INC** | | | ($31,700) | $0 | $0 | $0 | ($31,700) | $0 | $0 | $0 |
| **Total - OTHER LAW ORDER PUBLIC SAFETY** | | | $15,934 | $13,622 | $0 | $13,622 | ($31,700) | $47,634 | $0 | $47,634 |
| **Total - LAW ORDER & PUBLIC SAFETY** | | | $204,797 | $115,223 | ($175,511) | $290,734 | **($303,534)** | **$508,331** | **($272,066)** | **$521,564** |



27

*Shire of Boyup Brook*
*MONTHLY FINANCIAL REPORT*

Details By Function Under The Following Program Titles
And Type Of Activities Within The Programme

| G/L | JOB | | YTD COMPARATIVES Period 12 30 JUNE 2021 Budget | Actual | CURRENT YEAR YTD ACTUALS 30 JUNE 2021 Income | Expenditure | ADOPTED BUDGET 2020-21 Income | Expenditure | AMENDED BUDGET 30 JUNE 2021 Income | Expenditure |
|---|---|---|---|---|---|---|---|---|---|---|
| **HEALTH FAMILY STOP CENTRE** | | | | | | | | | | |
| **OPERATING EXPENDITURE** | | | | | | | | | | |
| 071100 | B0101 | Family Stop Centre - Operation | $11,083 | $12,228 | $0 | $12,228 | $0 | $11,083 | $0 | $11,083 |
| 071150 | | Admin Allocated - Family Stop Centre | $13,371 | $9,112 | $0 | $9,112 | $0 | $13,371 | $0 | $13,371 |
| 071190 | | Depreciation - Family Stop Centre | $3,700 | $0 | $0 | $0 | $0 | $3,700 | $0 | $3,700 |
| **Sub Total - HEALTH FAMILY STOP OP/EXP** | | | $28,154 | $21,339 | $0 | $21,339 | $0 | $28,154 | $0 | $28,154 |
| **OPERATING INCOME** | | | | | | | | | | |
| **Sub Total - HEALTH FAMILY STOP OP/INC** | | | $0 | $0 | $0 | $0 | $0 | $0 | $0 | $0 |
| **Total - HEALTH FAMILY STOP** | | | $28,154 | $21,339 | $0 | $21,339 | $0 | $28,154 | $0 | $28,154 |
| **HEALTH ADMINISTRATION & INSPECTION** | | | | | | | | | | |
| **OPERATING EXPENDITURE** | | | | | | | | | | |
| 072100 | | Health Administration Services Expenses | $45,690 | $26,290 | $0 | $26,290 | $0 | $45,690 | $0 | $40,500 |
| 072101 | | Other Health Administration Expenses | $150 | $78 | $0 | $78 | $0 | $150 | $0 | $150 |
| 072102 | | Provision for Leave Accruals | $0 | $0 | $0 | $0 | $0 | $0 | | |
| 072103 | | Health Administration Superannuation | $300 | $0 | $0 | $0 | $0 | $300 | $0 | $300 |
| 072150 | | Admin Allocation - Other Health | $13,371 | $9,112 | $0 | $9,112 | $0 | $13,371 | $0 | $13,371 |
| **Sub Total - HEALTH ADMIN AND INSPECTION OP/EXP** | | | $59,511 | $35,480 | $0 | $35,480 | $0 | $59,511 | $0 | $54,321 |
| **OPERATING INCOME** | | | | | | | | | | |
| 072001 | | Food Stall Permit Charges | ($130) | ($38) | ($38) | $0 | ($130) | $0 | ($130) | $0 |
| 072002 | | Temporary Camping Site Permit Charges | ($900) | ($100) | ($100) | $0 | ($900) | $0 | $0 | $0 |
| 072003 | | Food Business Registration Fee | ($1,255) | ($883) | ($883) | $0 | ($1,255) | $0 | ($655) | $0 |
| 072004 | | Annual Inspections | ($105) | $0 | $0 | $0 | ($105) | $0 | ($105) | $0 |
| 072005 | | Lodging House Registration Fees | $0 | ($306) | ($306) | $0 | $0 | $0 | ($306) | $0 |
| **Sub Total - HEALTH ADMIN AND INSPECTION OP/INC** | | | ($2,390) | ($1,327) | ($1,327) | $0 | ($2,390) | $0 | ($1,196) | $0 |
| **Total - HEALTH ADMIN AND INSPECTION** | | | $57,121 | $34,153 | ($1,327) | $35,480 | ($2,390) | $59,511 | ($1,196) | $54,321 |

28

*Shire of Boyup Brook*
*MONTHLY FINANCIAL REPORT*

Details By Function Under The Following Program Titles
And Type Of Activities Within The Programme

| G/L | JOB | | YTD COMPARATIVES Period 12 30 JUNE 2021 Budget | Actual | CURRENT YEAR YTD ACTUALS 30 JUNE 2021 Income | Expenditure | ADOPTED BUDGET 2020-21 Income | Expenditure | AMENDED BUDGET 30 JUNE 2021 Income | Expenditure |
|---|---|---|---|---|---|---|---|---|---|---|
| **OTHER HEALTH - MEDICAL SERVICES** | | | | | | | | | | |
| **OPERATING EXPENDITURE** | | | | | | | | | | |
| 074100 | B0105 | Housing General Practitioner - Medical Service | $16,509 | $15,813 | $0 | $15,813 | $0 | $16,509 | $0 | $19,196 |
| 074102 | | Boyup Brook Medical Services Building Costs | $23,365 | $24,627 | $0 | $24,627 | $0 | $23,365 | $0 | $24,926 |
| 074104 | | Medical Services - General Practitioners Vehicle | $970 | $0 | $0 | $0 | $0 | $970 | $0 | $0 |
| 074101 | | Medical Services General Operations | $2,620 | $9,796 | $0 | $9,796 | $0 | $2,620 | $0 | $0 |
| 074103 | | Medical Service Employee Costs | $657,214 | $930,296 | $0 | $930,296 | $0 | $657,214 | $0 | $873,503 |
| 074105 | | Postage, Printing & Stationery | $3,000 | $4,349 | $0 | $4,349 | $0 | $3,000 | $0 | $4,350 |
| 074106 | | Medical Ctr - Telephones | $6,385 | $6,800 | $0 | $6,800 | $0 | $6,385 | $0 | $6,825 |
| 074107 | | Medical Ctr - Subscriptions | $5,580 | $757 | $0 | $757 | $0 | $5,580 | $0 | $5,937 |
| 074108 | | Medical Ctr - Insurances | $14,757 | $6,353 | $0 | $6,353 | $0 | $14,757 | $0 | $14,757 |
| 074109 | | Medical Bank Fees | $780 | $928 | $0 | $928 | $0 | $780 | $0 | $930 |
| 074110 | | Medical Ctr - Computer Expenses | $47,399 | $26,652 | $0 | $26,652 | $0 | $47,399 | $0 | $41,729 |
| 074111 | | Medical Ctr - Medical Supplies & Equipt | $11,805 | $21,945 | $0 | $21,945 | $0 | $11,805 | $0 | $24,415 |
| 074112 | | Medical Ctr - Locum Doctor | $48,600 | $0 | $0 | $0 | $0 | $48,600 | $0 | $48,600 |
| 074113 | | Medical Ctr - Superannuation | $59,914 | $85,960 | $0 | $85,960 | $0 | $59,914 | $0 | $83,925 |
| 074114 | | Medical Ctr - Training | $1,500 | $2,448 | $0 | $2,448 | $0 | $1,500 | $0 | $1,500 |
| 074115 | | Medical Ctr - Sundry Expenses | $104,500 | $24,712 | $0 | $24,712 | $0 | $104,500 | $0 | $52,625 |
| 074116 | | Medical Service Provision for Leave Accruals | $33,990 | $0 | $0 | $0 | $0 | $33,990 | $0 | $33,990 |
| 074117 | | Medical - Fringe Benefit Tax | $2,520 | $2,494 | $0 | $2,494 | $0 | $2,520 | $0 | $4,990 |
| 074118 | | Medical Employee (Packaging) Costs | $1,200 | $0 | $0 | $0 | $0 | $1,200 | $0 | $0 |
| 074150 | | Admin Allocated - Boyup Brook Medical Services | $59,832 | $40,773 | $0 | $40,773 | $0 | $59,832 | $0 | $59,832 |
| 074191 | | Depreciation - Medical Centre | $8,500 | $0 | $0 | $0 | $0 | $8,500 | $0 | $8,500 |
| 074190 | | Depreciation - Housing GP - 5 Rogers Ave | $6,800 | $0 | $0 | $0 | $0 | $6,800 | $0 | $6,800 |
| 074192 | | Depreciation - Ultrasound Machine | $5,175 | $0 | $0 | $0 | $0 | $5,175 | $0 | $5,175 |
| 074193 | | Depreciation - GP Vehicle | $115 | $0 | $0 | $0 | $0 | $115 | $0 | $115 |
| **Sub Total - PREVENTIVE SRVS - OP/EXP** | | | $1,123,030 | $1,204,703 | $0 | $1,204,703 | $0 | $1,123,030 | $0 | $1,322,620 |
| **OPERATING INCOME** | | | | | | | | | | |
| 074001 | | Surgery Turnover | ($900,000) | ($1,074,911) | ($1,074,911) | $0 | ($900,000) | $0 | ($1,052,635) | $0 |
| 074002 | | Surgery Rental Income | ($5,454) | ($7,091) | ($7,091) | $0 | ($5,454) | $0 | ($5,999) | $0 |
| 074004 | | Grants, Reimbursements and Contributions | $0 | $0 | $0 | $0 | $0 | $0 | | |
| **Sub Total - PREVENTIVE SRVS - OP/INC** | | | ($905,454) | ($1,082,002) | ($1,082,002) | $0 | ($905,454) | $0 | ($1,058,634) | $0 |
| **Total - PREVENTIVE SERVICES** | | | $217,576 | $122,700 | ($1,082,002) | $1,204,703 | ($905,454) | $1,123,030 | ($1,058,634) | $1,322,620 |

29

*Shire of Boyup Brook*
*MONTHLY FINANCIAL REPORT*

Details By Function Under The Following Program Titles
And Type Of Activities Within The Programme

| G/L | JOB | | YTD COMPARATIVES Period 12 30 JUNE 2021 Budget | Actual | CURRENT YEAR YTD ACTUALS 30 JUNE 2021 Income | Expenditure | ADOPTED BUDGET 2020-21 Income | Expenditure | AMENDED BUDGET 30 JUNE 2021 Income | Expenditure |
|---|---|---|---|---|---|---|---|---|---|---|
| **PREVENTIVE SERVICE - OTHER** | | | | | | | | | | |
| **OPERATING EXPENDITURE** | | | | | | | | | | |
| 073100 | | Analytical Expenses | $475 | $254 | $0 | $254 | $0 | $475 | $0 | $475 |
| **Sub Total - PREVENTIVE SRVS - OTHER OP/EXP** | | | $475 | $254 | $0 | $254 | $0 | $475 | $0 | $475 |
| **Total - PREVENTIVE SERVICES - OTHER** | | | $475 | $254 | $0 | $254 | $0 | $475 | $0 | $475 |
| **OTHER HEALTH** | | | | | | | | | | |
| **OPERATING EXPENDITURE** | | | | | | | | | | |
| 075100 | | Ambulance Centre Operation | $24,479 | $24,603 | $0 | $24,603 | $0 | $24,479 | $0 | $24,479 |
| 075150 | | Admin Allocated - Other Health | $13,371 | $9,112 | $0 | $9,112 | $0 | $13,371 | $0 | $13,371 |
| **Sub Total - OTHER HEALTH OP/EXP** | | | $37,850 | $33,714 | $0 | $33,714 | $0 | $37,850 | $0 | $37,850 |
| **OPERATING INCOME** | | | | | | | | | | |
| **Sub Total - OTHER HEALTH OP/INC** | | | $0 | $0 | $0 | $0 | $0 | $0 | $0 | $0 |
| **Total - OTHER HEALTH** | | | $37,850 | $33,714 | $0 | $33,714 | $0 | $37,850 | $0 | $37,850 |
| **Total - HEALTH** | | | $341,176 | $212,160 | ($1,083,330) | $1,295,490 | ($907,844) | $1,249,020 | ($1,059,830) | $1,443,420 |

*Shire of Boyup Brook*
*MONTHLY FINANCIAL REPORT*

Details By Function Under The Following Program Titles
And Type Of Activities Within The Programme

| G/L | JOB | | YTD COMPARATIVES Period 12 30 JUNE 2021 Budget | Actual | CURRENT YEAR YTD ACTUALS 30 JUNE 2021 Income | Expenditure | ADOPTED BUDGET 2020-21 Income | Expenditure | AMENDED BUDGET 30 JUNE 2021 Income | Expenditure |
|---|---|---|---|---|---|---|---|---|---|---|
| **OTHER EDUCATION** | | | | | | | | | | |
| **OPERATING EXPENDITURE** | | | | | | | | | | |
| 081100 | | Community Resource Centre | $2,734 | $2,536 | $0 | $2,536 | $0 | $2,734 | $0 | $3,364 |
| 081102 | | Donations - Other Education | $250 | $200 | $0 | $200 | $0 | $250 | $0 | $250 |
| 081103 | | Early Learning Centre - Employee Costs | $118,770 | $158,860 | $0 | $158,860 | $0 | $118,770 | $0 | $138,881 |
| 081104 | | Early Learning Centre - Operating Costs | $13,990 | $10,016 | $0 | $10,016 | $0 | $13,990 | $0 | $13,990 |
| 081150 | | Admin Allocation - Other Education | $13,371 | $9,112 | $0 | $9,112 | $0 | $13,371 | $0 | $13,371 |
| 081190 | | Depreciation - Community Resource Centre | $5,020 | $0 | $0 | $0 | $0 | $5,020 | $0 | $5,020 |
| 081191 | | Depreciation - Rylington Park Farm Complex | $16,885 | $0 | $0 | $0 | $0 | $16,885 | $0 | $16,885 |
| **Sub Total - OTHER EDUCATION OP/EXP** | | | $171,020 | $181,442 | $0 | $181,442 | $0 | $171,020 | $0 | $191,761 |
| **OPERATING INCOME** | | | | | | | | | | |
| 081001 | | Rylington Park Reimbursements | $0 | $0 | $0 | $0 | $0 | $0 | $0 | $0 |
| 081003 | | Early Learning Centre - Fees & Charges | ($125,000) | ($165,665) | ($165,665) | $0 | ($125,000) | $0 | ($145,650) | $0 |
| 081004 | | Early Learning Centre -Operating Income | $0 | $0 | $0 | $0 | $0 | $0 | $0 | $0 |
| **Sub Total - OTHER EDUCATION OP/INC** | | | ($125,000) | ($165,665) | ($165,665) | $0 | ($125,000) | $0 | ($145,650) | $0 |
| **Total - OTHER EDUCATION** | | | $46,020 | $15,777 | ($165,665) | $181,442 | ($125,000) | $171,020 | ($145,650) | $191,761 |
| **AGED & DISABLED** | | | | | | | | | | |
| **OPERATING EXPENDITURE** | | | | | | | | | | |
| 082100 | | Support for Seniors Christmas Lunch | $1,390 | $0 | $0 | $0 | $0 | $1,390 | $0 | $1,390 |
| 082104 | | Aged Needs Initiative Loan Interest | $14,218 | $69,381 | $0 | $69,381 | $0 | $14,218 | $0 | $14,218 |
| 082150 | | Admin Allocated - Aged & Disabled | $13,371 | $9,112 | $0 | $9,112 | $0 | $13,371 | $0 | $13,371 |
| **Sub Total - AGED & DISABLED OP/EXP** | | | $28,979 | $78,493 | $0 | $78,493 | $0 | $28,979 | $0 | $28,979 |
| **OPERATING INCOME** | | | | | | | | | | |
| **Sub Total - AGED & DISABLED OP/INC** | | | $0 | $0 | $0 | $0 | $0 | $0 | $0 | $0 |
| **Total - AGED & DISABLED** | | | $28,979 | $78,493 | $0 | $78,493 | $0 | $28,979 | $0 | $28,979 |

*Shire of Boyup Brook*
*MONTHLY FINANCIAL REPORT*

Details By Function Under The Following Program Titles
And Type Of Activities Within The Programme

| G/L | JOB | | YTD COMPARATIVES Period 12 30 JUNE 2021 Budget | Actual | CURRENT YEAR YTD ACTUALS 30 JUNE 2021 Income | Expenditure | ADOPTED BUDGET 2020-21 Income | Expenditure | AMENDED BUDGET 30 JUNE 2021 Income | Expenditure |
|---|---|---|---|---|---|---|---|---|---|---|
| **OTHER WELFARE** | | | | | | | | | | |
| **OPERATING EXPENDITURE** | | | | | | | | | | |
| 083100 | | Other Welfare Expenses | $500 | $0 | $0 | $0 | $0 | $500 | $0 | $500 |
| 083104 | | Depreciation | $50 | $0 | $0 | $0 | $0 | $50 | $0 | $50 |
| 083105 | | Donations Expended | $0 | $24 | $0 | $24 | $0 | $0 | | |
| 083150 | | Admin Allocated - Other Welfare | $39,978 | $27,243 | $0 | $27,243 | $0 | $39,978 | $0 | $39,978 |
| **Sub Total - OTHER WELFARE OP/EXP** | | | $40,528 | $27,267 | $0 | $27,267 | $0 | $40,528 | $0 | $40,528 |
| **OPERATING INCOME** | | | | | | | | | | |
| **Sub Total - OTHER WELFARE OP/INC** | | | $0 | $0 | $0 | $0 | $0 | $0 | $0 | $0 |
| **Total - OTHER WELFARE** | | | $40,528 | $27,267 | $0 | $27,267 | $0 | $40,528 | $0 | $40,528 |
| **Total - EDUCATION & WELFARE** | | | $115,527 | $121,537 | ($165,665) | $287,202 | ($125,000) | $240,527 | ($145,650) | $261,268 |

*Shire of Boyup Brook*
*MONTHLY FINANCIAL REPORT*

Details By Function Under The Following Program Titles
And Type Of Activities Within The Programme

| G/L | JOB | | YTD COMPARATIVES Period 12 30 JUNE 2021 Budget | Actual | CURRENT YEAR YTD ACTUALS 30 JUNE 2021 Income | Expenditure | ADOPTED BUDGET 2020-21 Income | Expenditure | AMENDED BUDGET 30 JUNE 2021 Income | Expenditure |
|---|---|---|---|---|---|---|---|---|---|---|
| **STAFF HOUSING** | | | | | | | | | | |
| **OPERATING EXPENDITURE** | | | | | | | | | | |
| 091100 | | Staff Housing | $7,389 | $2,554 | $0 | $2,554 | $0 | $7,389 | $0 | $10,141 |
| 091130 | | Interest Paid Loan 115 - Staff House | $2,670 | $2,670 | $0 | $2,670 | $0 | $2,670 | $0 | $2,670 |
| 091190 | | Depreciation - Staff Housing | $5,735 | $0 | $0 | $0 | $0 | $5,735 | $0 | $5,735 |
| 091150 | | Staff Housing - Less Amt Allocated to Admin. | $13,371 | $9,112 | $0 | $9,112 | $0 | $13,371 | $0 | $13,371 |
| **Sub Total - STAFF HOUSING OP/EXP** | | | $29,165 | $14,336 | $0 | $14,336 | $0 | $29,165 | $0 | $31,917 |
| **OPERATING INCOME** | | | | | | | | | | |
| **Sub Total - STAFF HOUSING OP/INC** | | | $0 | $0 | $0 | $0 | $0 | $0 | $0 | $0 |
| **Total - STAFF HOUSING** | | | $29,165 | $14,336 | $0 | $14,336 | $0 | $29,165 | $0 | $31,917 |

33

*Shire of Boyup Brook*
*MONTHLY FINANCIAL REPORT*

Details By Function Under The Following Program Titles
And Type Of Activities Within The Programme

| G/L | JOB | | YTD COMPARATIVES Period 12 30 JUNE 2021 Budget | Actual | CURRENT YEAR YTD ACTUALS 30 JUNE 2021 Income | Expenditure | ADOPTED BUDGET 2020-21 Income | Expenditure | AMENDED BUDGET 30 JUNE 2021 Income | Expenditure |
|---|---|---|---|---|---|---|---|---|---|---|
| **HOUSING OTHER** | | | | | | | | | | |
| **OPERATING EXPENDITURE** | | | | | | | | | | |
| 092101 | | Boyup Brook Citizens Lodge | $7,959 | $10,364 | $0 | $10,364 | $0 | $7,959 | $0 | $12,685 |
| 092102 | | Community Housing - Units | $18,408 | $12,357 | $0 | $12,357 | $0 | $18,408 | $0 | $15,379 |
| 092103 | | Other | $4,732 | $6,400 | $0 | $6,400 | $0 | $4,732 | $0 | $2,418 |
| 092104 | | 6 Nix - Operating & Mtce Expense | $5,636 | $2,418 | $0 | $2,418 | $0 | $5,636 | $0 | $5,636 |
| 092105 | | House - 1 Rogers Ave | $10,961 | $24,429 | $0 | $24,429 | $0 | $10,961 | $0 | $27,321 |
| 092107 | | 7 Knapp Street - Operating & Mtce Expense | $10,741 | $7,699 | $0 | $7,699 | $0 | $10,741 | $0 | $16,013 |
| 092108 | | Property Selling Expenses | $0 | $6,433 | $0 | $6,433 | $0 | $0 | $0 | $6,433 |
| 092150 | | Admin Allocation - Other Housing | $13,506 | $9,204 | $0 | $9,204 | $0 | $13,506 | $0 | $13,506 |
| 092191 | | Depreciation - Other Housing | $5,570 | $0 | $0 | $0 | $0 | $5,570 | $0 | $5,570 |
| 092192 | | Depreciation - House - 1 Rogers Ave | $4,365 | $0 | $0 | $0 | $0 | $4,365 | $0 | $4,365 |
| 092190 | | Depreciation - Boyup Brook Citizens Lodge | $32,385 | $0 | $0 | $0 | $0 | $32,385 | $0 | $32,385 |
| | | **Sub Total - HOUSING OTHER OP/EXP** | $114,262 | $79,304 | $0 | $79,304 | $0 | $114,262 | $0 | $141,711 |
| | | **HOUSING OPERATING INCOME** | | | | | | | | |
| 092001 | | Rent 24A Proctor St | ($8,932) | ($8,966) | ($8,966) | $0 | ($8,932) | $0 | ($8,932) | $0 |
| 092002 | | Rent 24B Proctor St | ($8,302) | ($8,066) | ($8,066) | $0 | ($8,302) | $0 | ($8,064) | $0 |
| 092003 | | Rent 16A Forrest St | ($10,832) | ($9,955) | ($9,955) | $0 | ($10,832) | $0 | ($11,600) | $0 |
| 092004 | | Rent 16B Forrest St | ($10,907) | ($9,435) | ($9,435) | $0 | ($10,907) | $0 | ($11,200) | $0 |
| 092005 | | Rent 1 Rogers St | ($9,020) | $0 | $0 | $0 | ($9,020) | $0 | $0 | $0 |
| 092006 | | Rent 6 Nix St | ($10,003) | $0 | $0 | $0 | ($10,003) | $0 | $0 | $0 |
| 092007 | | Housing Reimbursements | ($235) | ($1,016) | ($1,016) | $0 | ($235) | $0 | ($335) | $0 |
| 092009 | | Other Housing: 7 Knapp St | ($31,370) | ($31,286) | ($31,286) | $0 | ($31,370) | $0 | ($31,370) | $0 |
| 092011 | | Community Housing Maintenance Grant | $0 | ($7,662) | ($7,662) | $0 | $0 | $0 | $0 | $0 |
| | | **Sub Total - HOUSING OTHER OP/INC** | ($89,601) | ($76,386) | ($76,386) | $0 | ($89,601) | $0 | ($71,501) | $0 |
| | | **Total - HOUSING OTHER** | $24,661 | $2,918 | ($76,386) | $79,304 | ($89,601) | $114,262 | ($71,501) | $141,711 |
| | | **Total - HOUSING** | $53,826 | $17,254 | ($76,386) | $93,640 | **($89,601)** | **$143,427** | **($71,501)** | **$173,628** |

34

*Shire of Boyup Brook*
*MONTHLY FINANCIAL REPORT*

Details By Function Under The Following Program Titles
And Type Of Activities Within The Programme

| G/L | JOB | | YTD COMPARATIVES Period 12 30 JUNE 2021 Budget | Actual | CURRENT YEAR YTD ACTUALS 30 JUNE 2021 Income | Expenditure | ADOPTED BUDGET 2020-21 Income | Expenditure | AMENDED BUDGET 30 JUNE 2021 Income | Expenditure |
|---|---|---|---|---|---|---|---|---|---|---|
| **SANITATION - HOUSEHOLD REFUSE** | | | | | | | | | | |
| **OPERATING EXPENDITURE** | | | | | | | | | | |
| 101100 | | Refuse Collection Boyup Brook Townsite Expense | $45,850 | $44,392 | $0 | $44,392 | $0 | $45,850 | $0 | $49,175 |
| 101101 | | Recycling Collection Boyup Brook Town Site | $28,540 | $27,964 | $0 | $27,964 | $0 | $28,540 | $0 | $30,290 |
| 101106 | | Transfer Station Employee Costs | $29,991 | $61,308 | $0 | $61,308 | $0 | $29,991 | $0 | $60,665 |
| 101102 | B0400 | Boyup Brook Transfer Station Costs | $46,735 | $56,987 | $0 | $56,987 | $0 | $46,735 | $0 | $50,855 |
| 101103 | | Land Fill Disposal Site | $17,490 | $50,541 | $0 | $50,541 | $0 | $17,490 | $0 | $35,540 |
| 101104 | | Townsite Street Bins Collection | $10,910 | $9,106 | $0 | $9,106 | $0 | $10,910 | $0 | $10,910 |
| 101107 | | Drum Muster Expenses | $1,600 | $1,521 | $0 | $1,521 | $0 | $1,600 | $0 | $1,600 |
| 101108 | | BB Transfer Station Superannuation | $2,210 | $1,623 | $0 | $1,623 | $0 | $2,210 | $0 | $2,210 |
| 101119 | | Waste Bin Maintenance and Delivery | $1,000 | $2,256 | $0 | $2,256 | $0 | $1,000 | $0 | $2,000 |
| 101150 | | Admin Allocated - Waste Management | $26,607 | $18,132 | $0 | $18,132 | $0 | $26,607 | $0 | $26,607 |
| 101190 | | Depreciation - Waste Management | $22,070 | $0 | $0 | $0 | $0 | $22,070 | $0 | $22,070 |
| | | **Sub Total - SANITATION HOUSEHOLD REFUSE OP/EXP** | $233,003 | $273,831 | $0 | $273,831 | $0 | $233,003 | $0 | $291,922 |
| | | **SANITATION OPERATING INCOME** | | | | | | | | |
| 101001 | | Refuse Collection Charges - Rates | ($188,700) | ($188,760) | ($188,760) | $0 | ($188,700) | $0 | ($188,700) | $0 |
| 101002 | | Waste Disposal Charges | ($4,371) | ($6,130) | ($6,130) | $0 | ($4,371) | $0 | ($4,371) | $0 |
| 101003 | | Recycling Scheme Income | ($1,362) | ($2,962) | ($2,962) | $0 | ($1,362) | $0 | ($1,362) | $0 |
| 101004 | | Scrap Metal Income | ($2,400) | ($2,428) | ($2,428) | $0 | ($2,400) | $0 | ($2,400) | $0 |
| | | **Sub Total - SANITATION H/HOLD REFUSE OP/INC** | ($196,833) | ($200,280) | ($200,280) | $0 | ($196,833) | $0 | ($196,833) | $0 |
| | | **Total - SANITATION HOUSEHOLD REFUSE** | $36,170 | $73,551 | ($200,280) | $273,831 | ($196,833) | $233,003 | ($196,833) | $291,922 |
| **SANITATION OTHER** | | | | | | | | | | |
| **OPERATING EXPENDITURE** | | | | | | | | | | |
| **Sub Total - SANITATION OTHER OP/EXP** | | | $0 | $0 | $0 | $0 | $0 | $0 | $0 | $0 |
| **OPERATING INCOME** | | | | | | | | | | |
| **Sub Total - SANITATION OTHER OP/INC** | | | $0 | $0 | $0 | $0 | $0 | $0 | $0 | $0 |
| **Total - SANITATION OTHER** | | | $0 | $0 | $0 | $0 | $0 | $0 | $0 | $0 |

*Shire of Boyup Brook*
*MONTHLY FINANCIAL REPORT*

Details By Function Under The Following Program Titles
And Type Of Activities Within The Programme

| G/L | JOB | | YTD COMPARATIVES Period 12 30 JUNE 2021 Budget | Actual | CURRENT YEAR YTD ACTUALS 30 JUNE 2021 Income | Expenditure | ADOPTED BUDGET 2020-21 Income | Expenditure | AMENDED BUDGET 30 JUNE 2021 Income | Expenditure |
|---|---|---|---|---|---|---|---|---|---|---|
| **EFFLUENT DRAINAGE SYSTEM** | | | | | | | | | | |
| **OPERATING EXPENDITURE** | | | | | | | | | | |
| 103100 | | Septic Tank Inspection Expenses | $200 | $0 | $0 | $0 | $0 | $200 | $0 | $200 |
| 103101 | | Liquid Waste Disposal Site (Stanton Road) | $1,915 | $2,117 | $0 | $2,117 | $0 | $1,915 | $0 | $2,808 |
| **Sub Total - SEWERAGE OP/EXP** | | | $2,115 | $2,117 | $0 | $2,117 | $0 | $2,115 | $0 | $3,008 |
| **OPERATING INCOME** | | | | | | | | | | |
| 103002 | | Septic Licence Fees | ($1,888) | ($4,720) | ($4,720) | $0 | ($1,888) | $0 | ($2,596) | $0 |
| **Sub Total - SEWERAGE OP/INC** | | | ($1,888) | ($4,720) | ($4,720) | $0 | ($1,888) | $0 | ($2,596) | $0 |
| **Total - SEWERAGE** | | | $227 | ($2,603) | ($4,720) | $2,117 | ($1,888) | $2,115 | ($2,596) | $3,008 |
| **TOWN PLANNING & REGIONAL DEVELOPMENT** | | | | | | | | | | |
| **OPERATING EXPENDITURE** | | | | | | | | | | |
| 105100 | | Town Planning Admin & Control | $27,711 | $22,223 | $0 | $22,223 | $0 | $27,711 | $0 | $63,711 |
| 105101 | | Admin Allocation - Town Planning | $26,607 | $18,132 | $0 | $18,132 | $0 | $26,607 | $0 | $26,607 |
| **Sub Total - TOWN PLAN & REG DEV OP/EXP** | | | $54,318 | $40,355 | $0 | $40,355 | $0 | $54,318 | $0 | $90,318 |
| **OPERATING INCOME** | | | | | | | | | | |
| 105001 | | Planning Application Fees | ($5,440) | ($5,017) | ($5,017) | $0 | ($5,440) | $0 | ($5,440) | $0 |
| **Sub Total - TOWN PLAN & REG DEV OP/INC** | | | ($5,440) | ($5,017) | ($5,017) | $0 | ($5,440) | $0 | ($5,440) | $0 |
| **Total - TOWN PLANNING & REGIONAL DEVELOPMENT** | | | $48,878 | $35,338 | ($5,017) | $40,355 | ($5,440) | $54,318 | ($5,440) | $90,318 |

36

*Shire of Boyup Brook*
*MONTHLY FINANCIAL REPORT*

Details By Function Under The Following Program Titles
And Type Of Activities Within The Programme

| G/L | JOB | | YTD COMPARATIVES Period 12 30 JUNE 2021 Budget | Actual | CURRENT YEAR YTD ACTUALS 30 JUNE 2021 Income | Expenditure | ADOPTED BUDGET 2020-21 Income | Expenditure | AMENDED BUDGET 30 JUNE 2021 Income | Expenditure |
|---|---|---|---|---|---|---|---|---|---|---|
| **OTHER COMMUNITY AMENITIES** | | | | | | | | | | |
| **OPERATING EXPENDITURE** | | | | | | | | | | |
| 106101 | | Cemetery - Operation | $19,071 | $33,320 | $0 | $33,320 | $0 | $0 | | |
| 106101 | B0420 | Cemetery - Operation | | $0 | $0 | $0 | $0 | $19,071 | $0 | $29,071 |
| 106101 | B0421 | Niche Wall Plaques Operations | $50 | $0 | $0 | $0 | $0 | $50 | $0 | $50 |
| 106101 | G314 | Cemetery Grounds | $6,485 | $0 | $0 | $0 | $0 | $6,485 | $0 | $6,485 |
| 106102 | | Public Toilets - Operation | | $14,669 | $0 | $14,669 | $0 | $0 | | |
| 106102 | B0450 | Toilets - Lions Park Costs | $3,800 | $0 | $0 | $0 | $0 | $3,800 | $0 | $3,800 |
| 106102 | B0451 | Toilets - Tourist Centre Costs | $3,067 | $0 | $0 | $0 | $0 | $3,067 | $0 | $4,487 |
| 106102 | B0452 | Toilets - Town Hall (External) Costs | $7,470 | $0 | $0 | $0 | $0 | $7,470 | $0 | $8,250 |
| 106103 | | Street Furniture | $430 | $0 | $0 | $0 | $0 | $430 | $0 | $430 |
| 106150 | | Admin Allocation - Other Community Amenities | $13,371 | $9,112 | $0 | $9,112 | $0 | $13,371 | $0 | $13,371 |
| 106151 | | Admin Allocation - Cemetery | $1,486 | $1,012 | $0 | $1,012 | $0 | $1,486 | $0 | $1,486 |
| 106191 | | Depreciation - Public Toilets | $1,010 | $0 | $0 | $0 | $0 | $1,010 | $0 | $1,010 |
| 106192 | | Depreciation - Other Community Service's | $3,035 | $0 | $0 | $0 | $0 | $3,035 | $0 | $3,035 |
| **Sub Total - OTHER COMMUNITY AMENITIES OP/EXP** | | | $59,275 | $58,113 | $0 | $58,113 | $0 | $59,275 | $0 | $71,475 |
| **OPERATING INCOME** | | | | | | | | | | |
| 106001 | | Cemetery Burial Fees | ($900) | ($13,762) | ($13,762) | $0 | ($900) | $0 | ($9,000) | $0 |
| 106002 | | License/Other Fees BB Cemetery | ($1,000) | ($2,683) | ($2,683) | $0 | ($1,000) | $0 | ($1,220) | $0 |
| 106004 | | Niche Wall Fees | ($1,705) | ($1,822) | ($1,822) | $0 | ($1,705) | $0 | ($140) | $0 |
| **Sub Total - OTHER COMMUNITY AMENITIES OP/INC** | | | ($3,605) | ($18,267) | ($18,267) | $0 | ($3,605) | $0 | ($10,360) | $0 |
| **Total - OTHER COMMUNITY AMENITIES** | | | $55,670 | $39,846 | ($18,267) | $58,113 | ($3,605) | $59,275 | ($10,360) | $71,475 |
| **Total - COMMUNITY AMENITIES** | | | $140,945 | $146,131 | **($228,285)** | **$374,416** | **($207,766)** | **$348,711** | **($215,229)** | **$456,723** |

37

*Shire of Boyup Brook*
*MONTHLY FINANCIAL REPORT*

Details By Function Under The Following Program Titles
And Type Of Activities Within The Programme

| G/L | JOB | | YTD COMPARATIVES Period 12 30 JUNE 2021 Budget | Actual | CURRENT YEAR YTD ACTUALS 30 JUNE 2021 Income | Expenditure | ADOPTED BUDGET 2020-21 Income | Expenditure | AMENDED BUDGET 30 JUNE 2021 Income | Expenditure |
|---|---|---|---|---|---|---|---|---|---|---|
| **PUBLIC HALL & CIVIC CENTRES** | | | | | | | | | | |
| **OPERATING EXPENDITURE** | | | | | | | | | | |
| 111100 | | Boyup Brook Hall - Operation | $34,494 | $25,926 | $0 | $25,926 | $0 | $34,494 | $0 | $35,897 |
| 111102 | | Halls - Other Public Halls | $8,639 | $5,952 | $0 | $5,952 | $0 | $8,639 | $0 | $10,527 |
| 111150 | | Admin Allocation - Public Halls | $26,607 | $18,132 | $0 | $18,132 | $0 | $26,607 | $0 | $26,607 |
| 111190 | | Depreciation - Public Halls | $51,384 | $0 | $0 | $0 | $0 | $51,384 | $0 | $51,384 |
| **Sub Total - PUBLIC HALLS & CIVIC CENTRES OP/EXP** | | | $121,124 | $50,010 | $0 | $50,010 | $0 | $121,124 | $0 | $124,415 |
| **OPERATING INCOME** | | | | | | | | | | |
| 111001 | | Hall Hire Fees | ($2,400) | ($4,096) | ($4,096) | $0 | ($2,400) | $0 | ($2,893) | $0 |
| **Sub Total - PUBLIC HALLS & CIVIC CENTRES OP/INC** | | | ($2,400) | ($4,096) | ($4,096) | $0 | ($2,400) | $0 | ($2,893) | $0 |
| **Total - PUBLIC HALL & CIVIC CENTRES** | | | $118,724 | $45,913 | ($4,096) | $50,010 | ($2,400) | $121,124 | ($2,893) | $124,415 |



38

*Shire of Boyup Brook*
*MONTHLY FINANCIAL REPORT*

Details By Function Under The Following Program Titles
And Type Of Activities Within The Programme

| G/L | JOB | | YTD COMPARATIVES Period 12 30 JUNE 2021 Budget | Actual | CURRENT YEAR YTD ACTUALS 30 JUNE 2021 Income | Expenditure | ADOPTED BUDGET 2020-21 Income | Expenditure | AMENDED BUDGET 30 JUNE 2021 Income | Expenditure |
|---|---|---|---|---|---|---|---|---|---|---|
| **OTHER RECREATION & SPORT** | | | | | | | | | | |
| **OPERATING EXPENDITURE** | | | | | | | | | | |
| 113100 | | Recreation Complex | $116,766 | $94,931 | $0 | $94,931 | $0 | $116,766 | $0 | $114,733 |
| 113109 | | Walk Trails | $4,457 | $3,480 | $0 | $3,480 | $0 | $4,457 | $0 | $4,984 |
| 113110 | | Townsite Gardens | $70,466 | $96,512 | $0 | $96,512 | $0 | $70,466 | $0 | $102,160 |
| 113112 | | Reserves and Parks Operations | $58,362 | $54,324 | $0 | $54,324 | $0 | $58,362 | $0 | $59,747 |
| 113119 | | Other Recreation Facilities | $21,385 | $7,716 | $0 | $7,716 | $0 | $21,385 | $0 | $22,329 |
| 113120 | | War Memorial | $8,580 | $5,574 | $0 | $5,574 | $0 | $8,580 | $0 | $8,580 |
| 113121 | | Kidsport Program by Sports/Rec | $13,236 | $9,020 | $0 | $9,020 | $0 | $13,236 | $0 | $13,236 |
| 113150 | | Admin Allocation - Other Recreation | $31,874 | $21,721 | $0 | $21,721 | $0 | $31,874 | $0 | $31,874 |
| 113124 | | Support for UBAS | $30,780 | $3,088 | $0 | $3,088 | $0 | $30,780 | $0 | $3,780 |
| 113122 | | Support for ANZAC Day | $6,115 | $7,195 | $0 | $7,195 | $0 | $6,115 | $0 | $6,115 |
| 113125 | | Support for Others | $17,125 | $14,773 | $0 | $14,773 | $0 | $17,125 | $0 | $17,125 |
| 113190 | | Depreciation - Other Recreation | $220,420 | $0 | $0 | $0 | $0 | $220,420 | $0 | $220,420 |
| 113191 | | Depreciation - Parks & Gardens | $50,030 | $0 | $0 | $0 | $0 | $50,030 | $0 | $50,030 |
| 113192 | | Depreciation: Plant & Equipment | $16,490 | $0 | $0 | $0 | $0 | $16,490 | $0 | $16,490 |
| **Sub Total - OTHER RECREATION & SPORT OP/EXP** | | | $666,085 | $318,333 | $0 | $318,333 | $0 | $666,085 | $0 | $671,603 |
| **OPERATING INCOME** | | | | | | | | | | |
| 113003 | | Rec Ground Use Hire Fees | ($3,586) | ($3,469) | ($3,469) | $0 | ($3,586) | $0 | ($3,586) | $0 |
| 113002 | | Reimbursements - Other Rec | ($500) | ($884) | ($884) | $0 | ($500) | $0 | ($500) | $0 |
| 113022 | | Capital Grants & Contributions | $0 | ($6,822) | ($6,822) | $0 | $0 | $0 | | |
| **Sub Total - OTHER RECREATION & SPORT OP/INC** | | | ($4,086) | ($11,175) | ($11,175) | $0 | ($4,086) | $0 | ($4,086) | $0 |
| **Total - OTHER RECREATION & SPORT** | | | $661,999 | $307,158 | ($11,175) | $318,333 | ($4,086) | $666,085 | ($4,086) | $671,603 |

39

*Shire of Boyup Brook*
*MONTHLY FINANCIAL REPORT*

Details By Function Under The Following Program Titles
And Type Of Activities Within The Programme

| G/L | JOB | | YTD COMPARATIVES Period 12 30 JUNE 2021 Budget | Actual | CURRENT YEAR YTD ACTUALS 30 JUNE 2021 Income | Expenditure | ADOPTED BUDGET 2020-21 Income | Expenditure | AMENDED BUDGET 30 JUNE 2021 Income | Expenditure |
|---|---|---|---|---|---|---|---|---|---|---|
| **SWIMMING POOL** | | | | | | | | | | |
| **OPERATING EXPENDITURE** | | | | | | | | | | |
| 112100 | | Swimming Pool General Operations | $78,950 | $65,382 | $0 | $65,382 | $0 | $78,950 | $0 | $80,950 |
| 112101 | | Swimming Pool Building Costs | $41,428 | $59,423 | $0 | $59,423 | $0 | $41,428 | $0 | $50,138 |
| 112102 | | Swimming Pool Employee Costs | $70,168 | $86,277 | $0 | $86,277 | $0 | $70,168 | $0 | $96,427 |
| 112103 | | Interest on Loan 114 - upgrade pool bowl | $4,866 | $4,866 | $0 | $4,866 | $0 | $4,866 | $0 | $4,866 |
| 112104 | | Swimming Pool Employee Superannuation | $4,755 | $6,599 | $0 | $6,599 | $0 | $4,755 | $0 | $6,588 |
| 112106 | | Pool Staff - Fringe Benefits Tax | $9,705 | $1,559 | $0 | $1,559 | $0 | $9,705 | $0 | $9,705 |
| 112150 | | Admin Allocation - Swimming Pool | $29,443 | $20,064 | $0 | $20,064 | $0 | $29,443 | $0 | $29,443 |
| 112190 | | Depreciation - Swimming Pool | $17,740 | $0 | $0 | $0 | $0 | $17,740 | $0 | $17,740 |
| **Sub Total - SWIMMING POOL OP/EXP** | | | $257,055 | $244,170 | $0 | $244,170 | $0 | $257,055 | $0 | $295,857 |
| **OPERATING INCOME** | | | | | | | | | | |
| 112001 | | Swimming Lesson Fees | $0 | $28 | $28 | $0 | $0 | $0 | $28 | $0 |
| 112003 | | Pool Daily Admission Fees | ($11,180) | ($9,003) | ($9,003) | $0 | ($11,180) | $0 | ($8,000) | $0 |
| 112004 | | Season Tickets Fees | ($13,960) | ($16,910) | ($16,910) | $0 | ($13,960) | $0 | ($16,910) | $0 |
| 112005 | | Pool Hire Fees | ($250) | ($210) | ($210) | $0 | ($250) | $0 | ($108) | $0 |
| 112006 | | Gym Equipment Hire Fees | ($35) | $0 | $0 | $0 | ($35) | $0 | $0 | $0 |
| 112008 | | Vacation Swimming Passes | ($480) | ($1,143) | ($1,143) | $0 | ($480) | $0 | ($1,124) | $0 |
| 112009 | | Grants and Contributions | $0 | $0 | $0 | $0 | $0 | $0 | $0 | $0 |
| **Sub Total - SWIMMING POOL OP/INC** | | | ($25,905) | ($29,247) | ($29,247) | $0 | ($25,905) | $0 | ($27,556) | $0 |
| **Total - SWIMMING POOL** | | | $231,150 | $214,923 | ($29,247) | $244,170 | ($25,905) | $257,055 | ($27,556) | $295,857 |



40

*Shire of Boyup Brook*
*MONTHLY FINANCIAL REPORT*

Details By Function Under The Following Program Titles
And Type Of Activities Within The Programme

| G/L | JOB | | YTD COMPARATIVES Period 12 30 JUNE 2021 Budget | Actual | CURRENT YEAR YTD ACTUALS 30 JUNE 2021 Income | Expenditure | ADOPTED BUDGET 2020-21 Income | Expenditure | AMENDED BUDGET 30 JUNE 2021 Income | Expenditure |
|---|---|---|---|---|---|---|---|---|---|---|
| **TELEVISION & RADIO REBROADCASTING** | | | | | | | | | | |
| **OPERATING EXPENDITURE** | | | | | | | | | | |
| 114005 | | Banks Rd Telecommunications Tower | $4,649 | $1,007 | $0 | $1,007 | $0 | $4,649 | $0 | $4,649 |
| **Sub Total - TV & RADIO REBROADCASTING OP/EXP** | | | $4,649 | $1,007 | $0 | $1,007 | $0 | $4,649 | $0 | $4,649 |
| **OPERATING INCOME** | | | | | | | | | | |
| 114010 | | Radio & Mobile Tower Site (Including NBN) Fees or Charges | ($9,050) | ($9,278) | ($9,278) | $0 | ($9,050) | $0 | ($9,278) | $0 |
| **Sub Total - TV & RADIO REBROADCASTING OP/INC** | | | ($9,050) | ($9,278) | ($9,278) | $0 | ($9,050) | $0 | ($9,278) | $0 |
| **Total - TV & RADIO REBROADCASTING** | | | ($4,401) | ($8,271) | ($9,278) | $1,007 | ($9,050) | $4,649 | ($9,278) | $4,649 |
| **LIBRARIES** | | | | | | | | | | |
| **OPERATING EXPENDITURE** | | | | | | | | | | |
| 115100 | | Library Operations | $3,040 | $2,848 | $0 | $2,848 | $0 | $3,040 | $0 | $3,115 |
| 115150 | | Admin Allocation - Libraries | $73,203 | $49,885 | $0 | $49,885 | $0 | $73,203 | $0 | $73,203 |
| **Sub Total - LIBRARIES OP/EXP** | | | $76,243 | $52,733 | $0 | $52,733 | $0 | $76,243 | $0 | $76,318 |
| **OPERATING INCOME** | | | | | | | | | | |
| **Sub Total - LIBRARIES OP/INC** | | | $0 | $0 | $0 | $0 | $0 | $0 | $0 | $0 |
| **Total - LIBRARIES** | | | $76,243 | $52,733 | $0 | $52,733 | $0 | $76,243 | $0 | $76,318 |

14

*Shire of Boyup Brook*
*MONTHLY FINANCIAL REPORT*

Details By Function Under The Following Program Titles
And Type Of Activities Within The Programme

| G/L | JOB | | YTD COMPARATIVES Period 12 30 JUNE 2021 Budget | Actual | CURRENT YEAR YTD ACTUALS 30 JUNE 2021 Income | Expenditure | ADOPTED BUDGET 2020-21 Income | Expenditure | AMENDED BUDGET 30 JUNE 2021 Income | Expenditure |
|---|---|---|---|---|---|---|---|---|---|---|
| **OTHER CULTURE** | | | | | | | | | | |
| **OPERATING EXPENDITURE** | | | | | | | | | | |
| 116100 | | Museum | $5,478 | $3,593 | $0 | $3,593 | $0 | $5,478 | $0 | $4,815 |
| 116101 | | Craft Hut | $1,804 | $1,187 | $0 | $1,187 | $0 | $1,804 | $0 | $1,919 |
| 116102 | | Support for Sandakan (Ceremony) | $9,260 | $3,628 | $0 | $3,628 | $0 | $9,260 | $0 | $16,051 |
| 116150 | | Admin Allocated - Other Culture | $13,371 | $9,112 | $0 | $9,112 | $0 | $13,371 | $0 | $13,371 |
| 116190 | | Depreciation - Other Culture | $11,895 | $0 | $0 | $0 | $0 | $11,895 | $0 | $11,895 |
| **Sub Total - OTHER CULTURE OP/EXP** | | | $41,808 | $17,519 | $0 | $17,519 | $0 | $41,808 | $0 | $48,051 |
| **OPERATING INCOME** | | | | | | | | | | |
| 116001 | | Reimbursements - Other Culture | $0 | $0 | $0 | $0 | $0 | $0 | $0 | $0 |
| 116005 | | Non-Operating Grants & Contributions | $0 | ($9,091) | ($9,091) | $0 | $0 | $0 | ($9,091) | $0 |
| **Sub Total - OTHER CULTURE OP/INC** | | | $0 | ($9,091) | ($9,091) | $0 | $0 | $0 | ($9,091) | $0 |
| **Total - OTHER CULTURE** | | | $41,808 | $8,428 | ($9,091) | $17,519 | $0 | $41,808 | ($9,091) | $48,051 |
| **Total - RECREATION AND CULTURE** | | | $1,125,523 | $620,885 | ($62,887) | $683,772 | ($41,441) | $1,166,964 | ($52,904) | $1,220,893 |

42

*Shire of Boyup Brook*
*MONTHLY FINANCIAL REPORT*

Details By Function Under The Following Program Titles
And Type Of Activities Within The Programme

| G/L | JOB | | YTD COMPARATIVES Period 12 30 JUNE 2021 Budget | Actual | CURRENT YEAR YTD ACTUALS 30 JUNE 2021 Income | Expenditure | ADOPTED BUDGET 2020-21 Income | Expenditure | AMENDED BUDGET 30 JUNE 2021 Income | Expenditure |
|---|---|---|---|---|---|---|---|---|---|---|
| **STREETS, RD, BRIDGES, DEPOT - CONSTRUCTION** | | | | | | | | | | |
| **OPERATING EXPENDITURE** | | | | | | | | | | |
| **Sub Total - ST,RDS,BRIDGES,DEPOT-CONST OP/EXP** | | | $0 | $0 | $0 | $0 | $0 | $0 | $0 | $0 |
| **OPERATING INCOME** | | | | | | | | | | |
| 121001 | | RRG Project Grants | ($685,016) | ($565,515) | ($565,515) | $0 | ($685,016) | $0 | ($585,016) | $0 |
| 121002 | | Grants Direct - State - MRD - (OP) | ($160,040) | ($164,030) | ($164,030) | $0 | ($160,040) | $0 | ($164,030) | $0 |
| 121003 | | Grants - Federal - Roads to Recovery Grant (Cap) | ($502,284) | ($494,919) | ($494,919) | $0 | ($502,284) | $0 | ($502,284) | $0 |
| 121004 | | Capital Grants Other & Road Contributions | ($493,531) | ($657,732) | ($657,732) | $0 | ($493,531) | $0 | ($467,531) | $0 |
| 121007 | | Special Bridge Funding | ($949,290) | ($313,754) | ($313,754) | $0 | ($949,290) | $0 | ($949,290) | $0 |
| **Sub Total - ST,RDS,BRIDGES,DEPOT - CONST OP/INC** | | | ($2,790,161) | ($2,195,950) | ($2,195,950) | $0 | ($2,790,161) | $0 | ($2,668,151) | $0 |
| **Total - ST,RDS,BRIDGES,DEPOT - CONST** | | | ($2,790,161) | ($2,195,950) | ($2,195,950) | $0 | ($2,790,161) | $0 | ($2,668,151) | $0 |

*Shire of Boyup Brook*
*MONTHLY FINANCIAL REPORT*

Details By Function Under The Following Program Titles
And Type Of Activities Within The Programme

## STREETS,ROADS, BRIDGES, DEPOTS - MAINTENANCE

| G/L | JOB | | YTD COMPARATIVES Period 12 30 JUNE 2021 Budget | YTD COMPARATIVES Period 12 30 JUNE 2021 Actual | CURRENT YEAR YTD ACTUALS 30 JUNE 2021 Income | CURRENT YEAR YTD ACTUALS 30 JUNE 2021 Expenditure | ADOPTED BUDGET 2020-21 Income | ADOPTED BUDGET 2020-21 Expenditure | AMENDED BUDGET 30 JUNE 2021 Income | AMENDED BUDGET 30 JUNE 2021 Expenditure |
|---|---|---|---|---|---|---|---|---|---|---|
| | | **OPERATING EXPENDITURE** | | | | | | | | |
| 122100 | | Depot Building Building Costs | $58,560 | $40,724 | $0 | $40,724 | $0 | $58,560 | $0 | $48,560 |
| 122101 | | Depot General Operations | $30,452 | $29,665 | $0 | $29,665 | $0 | $30,452 | $0 | $49,289 |
| 122103 | | Road Maintenance & Repairs | $150,385 | $72,399 | $0 | $72,399 | $0 | $150,385 | $0 | $190,045 |
| 122107 | | Maintenance Grading | $266,733 | $237,027 | $0 | $237,027 | $0 | $266,733 | $0 | $252,383 |
| 122105 | | Repairs & Maint - Bridges | $229,244 | $93,261 | $0 | $93,261 | $0 | $229,244 | $0 | $149,244 |
| 122106 | | Shire Radio Network Costs | $800 | $0 | $0 | $0 | $0 | $800 | $0 | $800 |
| 122108 | | Drains & Culverts | $120,179 | $16,064 | $0 | $16,064 | $0 | $120,179 | $0 | $59,879 |
| 122109 | | Verge Pruning | $109,785 | $4,253 | $0 | $4,253 | $0 | $109,785 | $0 | $14,785 |
| 122110 | | Verge Spraying | $43,680 | $8,572 | $0 | $8,572 | $0 | $43,680 | $0 | $38,680 |
| 122111 | | Crossovers Maintenance | $750 | $702 | $0 | $702 | $0 | $750 | $0 | $750 |
| 122112 | | Town Services Drainage | $13,515 | $2,204 | $0 | $2,204 | $0 | $13,515 | $0 | $13,515 |
| 122113 | | Town Services - Footpaths | $16,494 | $615 | $0 | $615 | $0 | $16,494 | $0 | $16,494 |
| 122114 | | Town Services Road Repairs | $18,867 | $6,505 | $0 | $6,505 | $0 | $18,867 | $0 | $18,867 |
| 122115 | | Town Services - Tree Pruning | $14,858 | $16,909 | $0 | $16,909 | $0 | $14,858 | $0 | $20,300 |
| 122116 | | Street Lighting | $28,350 | $25,999 | $0 | $25,999 | $0 | $28,350 | $0 | $28,600 |
| 122117 | | Traffic Signs | $5,425 | $13,708 | $0 | $13,708 | $0 | $5,425 | $0 | $19,875 |
| 122119 | | Road Building and Other Stock | $245 | $1,388 | $0 | $1,388 | $0 | $245 | $0 | $245 |
| 122120 | | Roman Road Data Pickup | $24,800 | $7,780 | $0 | $7,780 | $0 | $24,800 | $0 | $23,037 |
| 122121 | | Town Services - Verge Spraying | $21,059 | $23,904 | $0 | $23,904 | $0 | $21,059 | $0 | $17,600 |
| 122122 | | Road Sweeping | $9,125 | $4,680 | $0 | $4,680 | $0 | $9,125 | $0 | $9,125 |
| 122123 | | Emergency Services | $44,827 | $44,411 | $0 | $44,411 | $0 | $44,827 | $0 | $44,827 |
| 122131 | | Rural Street Addressing | $5,561 | $1,927 | $0 | $1,927 | $0 | $5,561 | $0 | $6,160 |
| 122150 | | Admin Allocated - Road Maintenance | $332,792 | $226,782 | $0 | $226,782 | $0 | $332,792 | $0 | $269,900 |
| 122190 | | Depreciation - Transport Other | $21,375 | $0 | $0 | $0 | $0 | $21,375 | $0 | $21,375 |
| 122191 | | Depreciation - Infrastructure | $25,945 | $0 | $0 | $0 | $0 | $25,945 | $0 | $25,945 |
| 122192 | | Depreciation Roads | $1,647,515 | $0 | $0 | $0 | $0 | $1,647,515 | $0 | $1,647,515 |
| 122193 | | Depreciation - Bridges | $645,550 | $0 | $0 | $0 | $0 | $645,550 | $0 | $645,550 |
| 122194 | | Depreciation - Footpaths | $17,255 | $0 | $0 | $0 | $0 | $17,255 | $0 | $17,255 |
| 122195 | | Depreciation - Drainage | $271,780 | $0 | $0 | $0 | $0 | $271,780 | $0 | $271,780 |
| 123119 | | Minor Assets and Sundry Items | $10,000 | $2,375 | $0 | $2,375 | $0 | $10,000 | $0 | $5,000 |
| **Sub Total - MTCE STREETS ROADS DEPOTS OP/EXP** | | | $4,185,906 | $967,359 | $0 | $967,359 | $0 | $4,185,906 | $0 | $3,927,380 |

*Shire of Boyup Brook*
*MONTHLY FINANCIAL REPORT*

Details By Function Under The Following Program Titles
And Type Of Activities Within The Programme

| G/L | JOB | | YTD COMPARATIVES Period 12 30 JUNE 2021 Budget | Actual | CURRENT YEAR YTD ACTUALS 30 JUNE 2021 Income | Expenditure | ADOPTED BUDGET 2020-21 Income | Expenditure | AMENDED BUDGET 30 JUNE 2021 Income | Expenditure |
|---|---|---|---|---|---|---|---|---|---|---|
| **OPERATING INCOME** | | | | | | | | | | |
| 122002 | | Profit on Disposal of Assets | $0 | $0 | $0 | $0 | $0 | $0 | $0 | $0 |
| 122003 | | Sale of Old Materials and Minor Items | $0 | ($5) | ($5) | $0 | $0 | $0 | | |
| **Sub Total - MTCE STREETS ROADS DEPOTS OP/INC** | | | $0 | ($5) | ($5) | $0 | $0 | $0 | $0 | $0 |
| **Total - MTCE STREETS ROADS DEPOTS** | | | $4,185,906 | $967,355 | ($5) | $967,359 | $0 | $4,185,906 | $0 | $3,927,380 |
| **TRAFFIC CONTROL** | | | | | | | | | | |
| **OPERATING EXPENDITURE** | | | | | | | | | | |
| 125150 | | Administration Allocated - Traffic Control | $99,810 | $68,016 | $0 | $68,016 | $0 | $99,810 | $0 | $99,810 |
| **Sub Total - TRAFFIC CONTROL OP/EXP** | | | $99,810 | $68,016 | $0 | $68,016 | $0 | $99,810 | $0 | $99,810 |
| **OPERATING INCOME** | | | | | | | | | | |
| 125001 | | Licensing Service | ($28,800) | ($27,464) | ($27,464) | $0 | ($28,800) | $0 | ($28,800) | $0 |
| 125002 | | Motor Vehicle Plates | ($750) | ($1,349) | ($1,349) | $0 | ($750) | $0 | ($750) | $0 |
| 125005 | | Sundry Receipts - Heavy Haulage Permits etc | ($2,300) | $0 | $0 | $0 | ($2,300) | $0 | $0 | $0 |
| **Sub Total - TRAFFIC CONTROL OP/INC** | | | ($31,850) | ($28,812) | ($28,812) | $0 | ($31,850) | $0 | ($29,550) | $0 |
| **Total - TRAFFIC CONTROL** | | | $67,960 | $39,204 | ($28,812) | $68,016 | ($31,850) | $99,810 | ($29,550) | $99,810 |
| **AERODROMES** | | | | | | | | | | |
| **OPERATING EXPENDITURE** | | | | | | | | | | |
| 126100 | | Airstrip | $3,559 | $7,624 | $0 | $7,624 | $0 | $3,559 | $0 | $6,142 |
| 126190 | | Depreciation - Airport | $22,730 | $0 | $0 | $0 | $0 | $22,730 | $0 | $22,730 |
| **Sub Total - AERODROMES OP/EXP** | | | $26,289 | $7,624 | $0 | $7,624 | $0 | $26,289 | $0 | $28,872 |
| **OPERATING INCOME** | | | | | | | | | | |
| **Sub Total - AERODROMES OP/INC** | | | $0 | $0 | $0 | $0 | $0 | $0 | $0 | $0 |
| **Total - AERODROMES** | | | $26,289 | $7,624 | $0 | $7,624 | $0 | $26,289 | $0 | $28,872 |
| **Total - TRANSPORT** | | | **$1,489,994** | **($1,181,767)** | **($2,224,767)** | **$1,042,999** | **($2,822,011)** | **$4,312,005** | **($2,697,701)** | **$4,056,062** |



45

*Shire of Boyup Brook*
*MONTHLY FINANCIAL REPORT*

Details By Function Under The Following Program Titles
And Type Of Activities Within The Programme

| G/L | JOB | | YTD COMPARATIVES Period 12 30 JUNE 2021 Budget | Actual | CURRENT YEAR YTD ACTUALS 30 JUNE 2021 Income | Expenditure | ADOPTED BUDGET 2020-21 Income | Expenditure | AMENDED BUDGET 30 JUNE 2021 Income | Expenditure |
|---|---|---|---|---|---|---|---|---|---|---|
| **RURAL SERVICES** | | | | | | | | | | |
| **OPERATING EXPENDITURE** | | | | | | | | | | |
| 131001 | | Rural Services Expenses | $29,085 | $0 | $0 | $0 | $0 | $29,085 | $0 | $25,280 |
| 131005 | | Employee Wages, Superannuation & Employee Costs | $13,270 | $0 | $0 | $0 | $0 | $13,270 | $0 | $13,270 |
| 131009 | | Admin Allocation - Biosecurity | $0 | $0 | $0 | $0 | $0 | $0 | $0 | $0 |
| **Sub Total - RURAL SERVICES OP/EXP** | | | $42,355 | $0 | $0 | $0 | $0 | $42,355 | $0 | $38,550 |
| **OPERATING INCOME** | | | | | $0 | $0 | $0 | $0 | $0 | $0 |
| **Sub Total - RURAL SERVICES OP/INC** | | | $0 | $0 | $0 | $0 | $0 | $0 | $0 | $0 |
| **Total - RURAL SERVICES** | | | $42,355 | $0 | $0 | $0 | $0 | $42,355 | $0 | $38,550 |



46

*Shire of Boyup Brook*
*MONTHLY FINANCIAL REPORT*

Details By Function Under The Following Program Titles
And Type Of Activities Within The Programme

| G/L | JOB | | YTD COMPARATIVES Period 12 30 JUNE 2021 Budget | YTD COMPARATIVES Period 12 30 JUNE 2021 Actual | CURRENT YEAR YTD ACTUALS 30 JUNE 2021 Income | CURRENT YEAR YTD ACTUALS 30 JUNE 2021 Expenditure | ADOPTED BUDGET 2020-21 Income | ADOPTED BUDGET 2020-21 Expenditure | AMENDED BUDGET 30 JUNE 2021 Income | AMENDED BUDGET 30 JUNE 2021 Expenditure |
|---|---|---|---|---|---|---|---|---|---|---|
| **TOURISM AND AREA PROMOTION** | | | | | | | | | | |
| **OPERATING EXPENDITURE** | | | | | | | | | | |
| 132110 | | Tourist Bay | $2,330 | $975 | $0 | $975 | $0 | $2,330 | $0 | $2,330 |
| 132103 | | Community Development Officer | $41,500 | $29,226 | $0 | $29,226 | $0 | $41,500 | $0 | $32,080 |
| 132104 | | Tourist Centre | $22,431 | $20,871 | $0 | $20,871 | $0 | $22,431 | $0 | $22,631 |
| 132106 | | Promotion Activities | $17,450 | $8,464 | $0 | $8,464 | $0 | $17,450 | $0 | $17,450 |
| 132107 | OPSFMIL | Flax Mill Complex General Operations | $39,695 | $25,258 | $0 | $25,258 | $0 | $39,695 | $0 | $43,695 |
| 132108 | B0665 | Caravan Park/Flax Mill Complex Building Operation | $80,452 | $40,796 | $0 | $40,796 | $0 | $80,452 | $0 | $83,814 |
| 132111 | | Carnaby Beetle Collection | $48 | $89 | $0 | $89 | $0 | $48 | $0 | $89 |
| 132113 | | Community Development Officer - Superannuation | $2,320 | $1,772 | $0 | $1,772 | $0 | $2,320 | $0 | $1,800 |
| 132114 | | Community Development Expenses | $150 | $0 | $0 | $0 | $0 | $150 | $0 | $150 |
| 132115 | | Community Development - Fringe Benefit Tax | $11,430 | $980 | $0 | $980 | $0 | $11,430 | $0 | $11,430 |
| 132116 | | CDO Vehicle Op Costs GEN | $3,650 | $0 | $0 | $0 | $0 | $3,650 | $0 | $3,650 |
| 132150 | | Admin Allocated Tourism | $46,596 | $31,753 | $0 | $31,753 | $0 | $46,596 | $0 | $46,596 |
| 132151 | | Admin Allocated Caravan Pk | $13,371 | $9,112 | $0 | $9,112 | $0 | $13,371 | $0 | $13,371 |
| 132190 | | Depreciation - Tourism/Area Promotion | $4,290 | $0 | $0 | $0 | $0 | $4,290 | $0 | $4,290 |
| 132191 | | Depreciation - Caravan Pk/Flax | $45,125 | $0 | $0 | $0 | $0 | $45,125 | $0 | $45,125 |
| **Sub Total - TOURISM & AREA PROMOTION OP/EXP** | | | $330,838 | $169,294 | $0 | $169,294 | $0 | $330,838 | $0 | $328,501 |
| **OPERATING INCOME** | | | | | | | | | | |
| 132002 | | Caravan Park & Complex Fees & Charges | ($43,400) | ($49,841) | ($49,841) | $0 | ($43,400) | $0 | ($37,300) | $0 |
| 132003 | | Flax Mill Sheds Storage Charges | ($10,040) | ($15,509) | ($15,509) | $0 | ($10,040) | $0 | ($10,744) | $0 |
| 132007 | | Other Income | ($6,910) | ($6,642) | ($6,642) | $0 | ($6,910) | $0 | ($6,910) | $0 |
| **Sub Total - TOURISM & AREA PROMOTION OP/INC** | | | ($60,350) | ($71,993) | ($71,993) | $0 | ($60,350) | $0 | ($54,954) | $0 |
| **Total - TOURISM & AREA PROMOTION** | | | $270,488 | $97,301 | ($71,993) | $169,294 | ($60,350) | $330,838 | ($54,954) | $328,501 |

*Shire of Boyup Brook*
*MONTHLY FINANCIAL REPORT*

Details By Function Under The Following Program Titles
And Type Of Activities Within The Programme

| G/L | JOB | | YTD COMPARATIVES Period 12 30 JUNE 2021 Budget | Actual | CURRENT YEAR YTD ACTUALS 30 JUNE 2021 Income | Expenditure | ADOPTED BUDGET 2020-21 Income | Expenditure | AMENDED BUDGET 30 JUNE 2021 Income | Expenditure |
|---|---|---|---|---|---|---|---|---|---|---|
| **BUILDING CONTROL** | | | | | | | | | | |
| **OPERATING EXPENDITURE** | | | | | | | | | | |
| 133100 | | Building Control | $40,985 | $18,416 | $0 | $18,416 | $0 | $40,985 | $0 | $40,985 |
| 133101 | | Building Control - Other Costs | $250 | $0 | $0 | $0 | $0 | $250 | $0 | $250 |
| 133102 | | Building Control Superannuation | $2,248 | $1,364 | $0 | $1,364 | $0 | $2,248 | $0 | $1,300 |
| 133103 | | Building Control - BMO | $7,280 | $4,360 | $0 | $4,360 | $0 | $7,280 | $0 | $7,280 |
| 133150 | | Admin Allocated - Building Control Expenses | $13,371 | $9,112 | $0 | $9,112 | $0 | $13,371 | $0 | $13,371 |
| | | **Sub Total - BUILDING CONTROL OP/EXP** | $64,134 | $33,252 | $0 | $33,252 | $0 | $64,134 | $0 | $63,186 |
| **BUILDING CONTROL OP/INC** | | | | | | | | | | |
| 133001 | | Building Licences (UFEE) | ($8,500) | ($19,182) | ($19,182) | $0 | ($8,500) | $0 | ($13,120) | $0 |
| 133002 | | BCITF Levy - Commission | ($120) | ($157) | ($157) | $0 | ($120) | $0 | ($120) | $0 |
| 133003 | | Builders Services Levy - Commission | ($195) | ($325) | ($325) | $0 | ($195) | $0 | ($195) | $0 |
| **Sub Total - BUILDING CONTROL OP/INC** | | | ($8,815) | ($19,663) | ($19,663) | $0 | ($8,815) | $0 | ($13,435) | $0 |
| **Total - BUILDING CONTROL** | | | $55,319 | $13,588 | ($19,663) | $33,252 | ($8,815) | $64,134 | ($13,435) | $63,186 |
| **SALEYARDS & MARKETS** | | | | | | | | | | |
| **OPERATING EXPENDITURE** | | | | | | | | | | |
| 134100 | | Saleyards | $35,520 | $13,392 | $0 | $13,392 | $0 | $35,520 | $0 | $35,520 |
| 134190 | | Depreciation - Saleyards & Markets | $113,345 | $0 | $0 | $0 | $0 | $113,345 | $0 | $113,345 |
| **Sub Total - SALEYARDS & MARKETS OP/EXP** | | | $148,865 | $13,392 | $0 | $13,392 | $0 | $148,865 | $0 | $148,865 |
| **OPERATING INCOME** | | | | | | | | | | |
| 134001 | | Reimbursements - Saleyards | ($8,325) | ($6,983) | ($6,983) | $0 | ($8,325) | $0 | ($8,325) | $0 |
| **Sub Total - SALEYARDS & MARKETING OP/INC** | | | ($8,325) | ($6,983) | ($6,983) | $0 | ($8,325) | $0 | ($8,325) | $0 |
| **Total - SALEYARDS & MARKETS** | | | $140,540 | $6,409 | ($6,983) | $13,392 | ($8,325) | $148,865 | -$8,325 | $148,865 |



48

*Shire of Boyup Brook*
*MONTHLY FINANCIAL REPORT*

Details By Function Under The Following Program Titles
And Type Of Activities Within The Programme

| G/L | JOB | | YTD COMPARATIVES Period 12 30 JUNE 2021 Budget | Actual | CURRENT YEAR YTD ACTUALS 30 JUNE 2021 Income | Expenditure | ADOPTED BUDGET 2020-21 Income | Expenditure | AMENDED BUDGET 30 JUNE 2021 Income | Expenditure |
|---|---|---|---|---|---|---|---|---|---|---|
| **OTHER ECONOMIC SERVICES** | | | | | | | | | | |
| **OPERATING EXPENDITURE** | | | | | | | | | | |
| 135100 | | Standpipes | $36,975 | $28,782 | $0 | $28,782 | $0 | $36,975 | $0 | $42,175 |
| 135102 | | Economic Development Projects | $7,500 | $0 | $0 | $0 | $0 | $7,500 | $0 | $7,500 |
| 135105 | | Abel Street Shop | $9,970 | $6,016 | $0 | $6,016 | $0 | $9,970 | $0 | $10,360 |
| 135150 | | Admin Allocated - Other Economic Development | $13,371 | $9,112 | $0 | $9,112 | $0 | $13,371 | $0 | $13,371 |
| 135190 | | Depreciation - Develop/Facilities | $3,865 | $0 | $0 | $0 | $0 | $3,865 | $0 | $3,865 |
| **Sub Total - OTHER ECONOMIC SERVICES OP/EXP** | | | $71,681 | $43,909 | $0 | $43,909 | $0 | $71,681 | $0 | $83,771 |
| **OPERATING INCOME** | | | | | | | | | | |
| 135001 | | Standpipe Water | ($21,500) | ($4,138) | ($4,138) | $0 | ($21,500) | $0 | ($4,500) | $0 |
| 135005 | | Abel Street Shop Rental | ($11,540) | ($15,462) | ($15,462) | $0 | ($11,540) | $0 | ($11,755) | $0 |
| **Sub Total - OTHER ECONOMIC SERVICES OP/INC** | | | ($33,040) | ($19,600) | ($19,600) | $0 | ($33,040) | $0 | ($16,255) | $0 |
| **Total - OTHER ECONOMIC SERVICES** | | | $38,641 | $24,309 | ($19,600) | $43,909 | ($33,040) | $71,681 | ($16,255) | $83,771 |
| **Total - ECONOMIC SERVICES** | | | $547,343 | $141,607 | ($118,240) | $259,847 | **($110,530)** | **$657,873** | **($92,969)** | **$662,873** |



49

*Shire of Boyup Brook*
*MONTHLY FINANCIAL REPORT*

Details By Function Under The Following Program Titles
And Type Of Activities Within The Programme

| G/L | JOB | | YTD COMPARATIVES Period 12 30 JUNE 2021 Budget | Actual | CURRENT YEAR YTD ACTUALS 30 JUNE 2021 Income | Expenditure | ADOPTED BUDGET 2020-21 Income | Expenditure | AMENDED BUDGET 30 JUNE 2021 Income | Expenditure |
|---|---|---|---|---|---|---|---|---|---|---|
| **PRIVATE WORKS** | | | | | | | | | | |
| **OPERATING EXPENDITURE** | | | | | | | | | | |
| 141100 | | Private Works - Costs | $23,305 | $15,155 | $0 | $15,155 | $0 | $23,305 | $0 | $23,305 |
| **Sub Total - PRIVATE WORKS OP/EXP** | | | $23,305 | $15,155 | $0 | $15,155 | $0 | $23,305 | $0 | $23,305 |
| **OPERATING INCOME** | | | | | | | | | | |
| 141001 | | Private Works - Recoup Charges | ($23,305) | ($28,379) | ($28,379) | $0 | ($23,305) | $0 | ($23,305) | $0 |
| **Sub Total - PRIVATE WORKS OP/INC** | | | ($23,305) | ($28,379) | ($28,379) | $0 | ($23,305) | $0 | ($23,305) | $0 |
| **Total - PRIVATE WORKS** | | | $0 | ($13,223) | ($28,379) | $15,155 | ($23,305) | $23,305 | ($23,305) | $23,305 |

50

*Shire of Boyup Brook*
*MONTHLY FINANCIAL REPORT*

Details By Function Under The Following Program Titles
And Type Of Activities Within The Programme

| G/L | JOB | | YTD COMPARATIVES Period 12 30 JUNE 2021 Budget | Actual | CURRENT YEAR YTD ACTUALS 30 JUNE 2021 Income | Expenditure | ADOPTED BUDGET 2020-21 Income | Expenditure | AMENDED BUDGET 30 JUNE 2021 Income | Expenditure |
|---|---|---|---|---|---|---|---|---|---|---|
| **PUBLIC WORKS OVERHEADS** | | | | | | | | | | |
| **OPERATING EXPENDITURE** | | | | | | | | | | |
| 143100 | | Supervision | $224,325 | $305,735 | $0 | $305,735 | $0 | $224,325 | $0 | $253,918 |
| 143101 | | Consultant Engineer | $5,000 | $35,860 | $0 | $35,860 | $0 | $5,000 | $0 | $50,000 |
| 143102 | | Works Manager Vehicle Op Costs | $6,800 | $0 | $0 | $0 | $0 | $6,800 | $0 | $6,800 |
| 143103 | | FBT Works Staff | $3,600 | ($6,914) | $0 | ($6,914) | $0 | $3,600 | $0 | $3,600 |
| 143104 | | Insurance on Works | $16,128 | $19,999 | $0 | $19,999 | $0 | $16,128 | $0 | $17,332 |
| 143105 | | Superannuation of Workmen | $103,437 | $109,336 | $0 | $109,336 | $0 | $103,437 | $0 | $108,295 |
| 143106 | | PWOH Leave - Depot | $136,194 | $218,203 | $0 | $218,203 | $0 | $136,194 | $0 | $175,000 |
| 143107 | | Protective Clothing | $5,280 | $831 | $0 | $831 | $0 | $5,280 | $0 | $5,280 |
| 143108 | | Uniforms | $1,615 | $740 | $0 | $740 | $0 | $1,615 | $0 | $1,615 |
| 143109 | | Training & Meeting Expenses | $21,021 | $37,336 | $0 | $37,336 | $0 | $21,021 | $0 | $25,465 |
| 143110 | | Occupational Health & Safety | $29,125 | $71,740 | $0 | $71,740 | $0 | $29,125 | $0 | $73,865 |
| 143111 | | Other Expenses | $7,459 | $2,879 | $0 | $2,879 | $0 | $7,459 | $0 | $3,180 |
| 143115 | | Provision for Leave Accruals | $5,190 | $0 | $0 | $0 | $0 | $5,190 | $0 | $5,190 |
| 143116 | | Conferences and Training Courses (MOW) | $5,000 | $1,041 | $0 | $1,041 | $0 | $5,000 | $0 | $5,000 |
| 143117 | | Works Manager Housing | $0 | $2,400 | $0 | $2,400 | $0 | $0 | $0 | $0 |
| 143150 | | Admin Allocated - Works Overhead | $26,607 | $18,132 | $0 | $18,132 | $0 | $26,607 | $0 | $26,607 |
| 143180 | | LESS PWOH ALLOCATED - PROJECTS | ($596,781) | ($674,799) | $0 | ($674,799) | $0 | ($596,781) | $0 | ($741,147) |
| **Sub Total - PUBLIC WORKS O/HEADS OP/EXP** | | | $0 | $142,611 | $0 | $142,611 | $0 | $0 | $0 | $20,000 |
| **OPERATING INCOME** | | | | | | | | | | |
| 143001 | | Workers Compensation Reimbursements | ($560) | ($9,124) | ($9,124) | $0 | ($560) | $0 | ($2,477) | $0 |
| **Sub Total - PUBLIC WORKS O/HEADS OP/INC** | | | ($560) | ($9,124) | ($9,124) | $0 | ($560) | $0 | ($2,477) | $0 |
| **Total - PUBLIC WORKS OVERHEADS** | | | ($560) | $133,487 | ($9,124) | $142,611 | ($560) | $0 | ($2,477) | $20,000 |

4

*Shire of Boyup Brook*
*MONTHLY FINANCIAL REPORT*

Details By Function Under The Following Program Titles
And Type Of Activities Within The Programme

| G/L | JOB | | YTD COMPARATIVES Period 12 30 JUNE 2021 Budget | Actual | CURRENT YEAR YTD ACTUALS 30 JUNE 2021 Income | Expenditure | ADOPTED BUDGET 2020-21 Income | Expenditure | AMENDED BUDGET 30 JUNE 2021 Income | Expenditure |
|---|---|---|---|---|---|---|---|---|---|---|
| **PLANT OPERATIONS COSTS** | | | | | | | | | | |
| **OPERATING EXPENDITURE** | | | | | | | | | | |
| 144100 | | Repair Wages | $88,400 | $58,734 | $0 | $58,734 | $0 | $88,400 | $0 | $51,800 |
| 144101 | | Fuel & Oil | $178,610 | $151,825 | $0 | $151,825 | $0 | $178,610 | $0 | $178,610 |
| 144102 | | Tyres & Tubes | $16,215 | $9,980 | $0 | $9,980 | $0 | $16,215 | $0 | $16,215 |
| 144103 | | Parts and Repairs | $137,510 | $113,214 | $0 | $113,214 | $0 | $137,510 | $0 | $91,160 |
| 144104 | | Licenses | $8,500 | $7,229 | $0 | $7,229 | $0 | $8,500 | $0 | $8,500 |
| 144105 | | Insurance | $25,734 | $23,856 | $0 | $23,856 | $0 | $25,734 | $0 | $22,950 |
| 144106 | | Blades & Points | $14,000 | $6,051 | $0 | $6,051 | $0 | $14,000 | $0 | $14,000 |
| 144107 | | Expendable Tools | $5,000 | $8,816 | $0 | $8,816 | $0 | $5,000 | $0 | $7,500 |
| 144108 | | Freight Costs | $2,100 | $0 | $0 | $0 | $0 | $2,100 | $0 | $2,100 |
| 144110 | | Superannuation - Mechanic | $8,398 | $6,891 | $0 | $6,891 | $0 | $8,398 | $0 | $8,398 |
| 144150 | | Admin Allocated POC | $7,969 | $5,430 | $0 | $5,430 | $0 | $7,969 | $0 | $7,969 |
| 144190 | | Depreciation - Plant | $231,075 | $0 | $0 | $0 | $0 | $231,075 | $0 | $231,075 |
| 144180 | | LESS PCO ALLOCATED - PROJECTS | ($723,511) | ($868,123) | $0 | ($868,123) | $0 | ($723,511) | $0 | ($640,277) |
| **Sub Total - PLANT OPERATIONS COSTS OP/EXP** | | | $0 | ($476,097) | $0 | ($476,097) | $0 | $0 | $0 | $0 |
| **OPERATING INCOME** | | | | | | | | | | |
| 144001 | | Diesel Rebate | ($33,305) | ($17,570) | ($17,570) | $0 | ($33,305) | $0 | ($33,305) | $0 |
| 144002 | | Reimbursements - Operating | $0 | $0 | $0 | $0 | $0 | $0 | $0 | $0 |
| **Sub Total - PLANT OPERATIONS COSTS OP/INC** | | | ($33,305) | ($17,570) | ($17,570) | $0 | ($33,305) | $0 | ($33,305) | $0 |
| **Total - PLANT OPERATIONS COSTS** | | | ($33,305) | ($493,667) | ($17,570) | ($476,097) | ($33,305) | $0 | ($33,305) | $0 |

*Shire of Boyup Brook*
*MONTHLY FINANCIAL REPORT*

Details By Function Under The Following Program Titles
And Type Of Activities Within The Programme

| G/L | JOB | | YTD COMPARATIVES Period 12 30 JUNE 2021 Budget | Actual | CURRENT YEAR YTD ACTUALS 30 JUNE 2021 Income | Expenditure | ADOPTED BUDGET 2020-21 Income | Expenditure | AMENDED BUDGET 30 JUNE 2021 Income | Expenditure |
|---|---|---|---|---|---|---|---|---|---|---|
| **SALARIES AND WAGES** | | | | | | | | | | |
| **OPERATING EXPENDITURE** | | | | | | | | | | |
| 145100 | | Gross Total Salaries and Wages | $2,872,784 | $3,264,502 | $0 | $3,264,502 | $0 | $2,872,784 | $0 | $3,173,529 |
| 145130 | | LESS SALS/WAGES ALLOCATED | ($2,872,784) | ($3,277,384) | $0 | ($3,277,384) | $0 | ($2,872,784) | $0 | ($3,173,529) |
| 145101 | | Workers Compensation Expenses | $800 | $6,770 | $0 | $6,770 | $0 | $800 | $0 | $6,131 |
| **Sub Total - SALARIES AND WAGES OP/EXP** | | | $800 | ($6,111) | $0 | ($6,111) | $0 | $800 | $0 | $6,131 |
| **OPERATING INCOME** | | | | | | | | | | |
| 145001 | | Reimbursements - Administration | ($800) | $0 | $0 | $0 | ($800) | $0 | ($800) | $0 |
| **Sub Total - SALARIES AND WAGES OP/INC** | | | ($800) | $0 | $0 | $0 | ($800) | $0 | ($800) | $0 |
| **Total - SALARIES AND WAGES** | | | $0 | ($6,111) | $0 | ($6,111) | ($800) | $800 | ($800) | $6,131 |

*Shire of Boyup Brook*
*MONTHLY FINANCIAL REPORT*

Details By Function Under The Following Program Titles
And Type Of Activities Within The Programme

| G/L | JOB | | YTD COMPARATIVES Period 12 30 JUNE 2021 Budget | Actual | CURRENT YEAR YTD ACTUALS 30 JUNE 2021 Income | Expenditure | ADOPTED BUDGET 2020-21 Income | Expenditure | AMENDED BUDGET 30 JUNE 2021 Income | Expenditure |
|---|---|---|---|---|---|---|---|---|---|---|
| **ADMINISTRATION** | | | | | | | | | | |
| **OPERATING EXPENDITURE** | | | | | | | | | | |
| **Administration activity units** | | | | | | | | | | |
| 146100 | | Advertising | $7,395 | $8,100 | $0 | $8,100 | $0 | $7,395 | $0 | $9,745 |
| 146101 | | Audit Fees | $24,100 | $1,460 | $0 | $1,460 | $0 | $24,100 | $0 | $24,100 |
| 146102 | | Bank Fees | $9,950 | $10,323 | $0 | $10,323 | $0 | $9,950 | $0 | $9,950 |
| 146103 | | Administration Bldg Costs | $62,051 | $46,331 | $0 | $46,331 | $0 | $62,051 | $0 | $58,442 |
| 146105 | | Administration Staff Employee Costs | $753,165 | $576,105 | $0 | $576,105 | $0 | $753,165 | $0 | $713,651 |
| 146106 | | Consultants | $176,989 | $167,112 | $0 | $167,112 | $0 | $176,989 | $0 | $184,839 |
| 146108 | | Insurance | $9,743 | ($7,887) | $0 | ($7,887) | $0 | $9,743 | $0 | $11,027 |
| 146109 | | Legal Expenses | $14,000 | $3,319 | $0 | $3,319 | $0 | $14,000 | $0 | $14,000 |
| 146110 | | IT System Operation & maintenance | $78,050 | $71,909 | $0 | $71,909 | $0 | $78,050 | $0 | $78,050 |
| 146111 | | Office Equipment Maintenance | $5,000 | $0 | $0 | $0 | $0 | $5,000 | $0 | $5,000 |
| 146112 | | Administration - Postage & Freight | $5,300 | $5,737 | $0 | $5,737 | $0 | $5,300 | $0 | $6,100 |
| 146113 | | Printing and Stationery | $12,500 | $9,837 | $0 | $9,837 | $0 | $12,500 | $0 | $12,000 |
| 146114 | | Administration Vehicle Costs | $2,965 | $46 | $0 | $46 | $0 | $2,965 | $0 | $2,965 |
| 146115 | | Administration - Fringe Benefits Tax | $3,500 | ($8,540) | $0 | ($8,540) | $0 | $3,500 | $0 | $3,500 |
| 146117 | | Employers Indemnity Insurance | $31,033 | $31,032 | $0 | $31,032 | $0 | $31,033 | $0 | $31,033 |
| 146118 | | Subscriptions | $23,440 | $17,963 | $0 | $17,963 | $0 | $23,440 | $0 | $17,680 |
| 146120 | | Uniform Allowance | $3,000 | $394 | $0 | $394 | $0 | $3,000 | $0 | $3,000 |
| 146121 | | Telephones | $15,650 | $12,795 | $0 | $12,795 | $0 | $15,650 | $0 | $15,650 |
| 146122 | | Minor Furn & Equip Under $2000 | $2,500 | $1,760 | $0 | $1,760 | $0 | $2,500 | $0 | $2,500 |
| 146123 | | Conferences/Training/Professional Development | $13,385 | $2,439 | $0 | $2,439 | $0 | $13,385 | $0 | $5,912 |
| 146124 | | Superannuation | $73,708 | $57,181 | $0 | $57,181 | $0 | $73,708 | $0 | $55,000 |
| 146125 | | Admin Provision for Leave Accruals | $0 | $0 | $0 | $0 | $0 | $0 | $0 | $0 |
| 146126 | | Employee (Packaging) Costs | $725 | $0 | $0 | $0 | $0 | $725 | $0 | $725 |
| 146128 | | Administration - OSH | $452 | $6,591 | $0 | $6,591 | $0 | $452 | $0 | $3,252 |
| 146190 | | Depreciation - Administration | $22,010 | $0 | $0 | $0 | $0 | $22,010 | $0 | $22,010 |
| 146015 | | Loss on Sale of Asset | $0 | | $0 | $0 | $0 | $0 | $0 | $0 |
| 146150 | | Less Administration Costs Alloc | ($1,350,611) | ($920,383) | $0 | ($920,383) | $0 | ($1,350,611) | $0 | ($1,290,131) |
| **Sub Total - ADMINISTRATION OP/EXP** | | | $0 | $95,674 | $0 | $95,674 | $0 | $0 | $0 | $0 |
| **OPERATING INCOME - ADMINISTRATION** | | | | | | | | | | |
| 146001 | | Reimbursements - Administration | ($27,789) | ($5,074) | ($5,074) | $0 | ($27,789) | $0 | ($23,304) | $0 |
| **Sub Total - ADMINISTRATION OP/INC** | | | ($27,789) | ($5,075) | ($5,075) | $0 | ($27,789) | $0 | ($23,304) | $0 |
| **Total - ADMINISTRATION** | | | ($27,789) | $90,599 | ($5,075) | $95,674 | ($27,789) | $0 | ($23,304) | $0 |

*Shire of Boyup Brook*
*MONTHLY FINANCIAL REPORT*

Details By Function Under The Following Program Titles
And Type Of Activities Within The Programme

| G/L | JOB | | YTD COMPARATIVES Period 12 30 JUNE 2021 Budget | Actual | CURRENT YEAR YTD ACTUALS 30 JUNE 2021 Income | Expenditure | ADOPTED BUDGET 2020-21 Income | Expenditure | AMENDED BUDGET 30 JUNE 2021 Income | Expenditure |
|---|---|---|---|---|---|---|---|---|---|---|
| **UNCLASSIFIED** | | | | | | | | | | |
| **OPERATING EXPENDITURE** | | | | | | | | | | |
| 147010 | | Local (District) Planning Strategy | $5,000 | $0 | $0 | $0 | $0 | $5,000 | $0 | $5,000 |
| 147011 | | Purchase of Land - Consultants | $7,500 | $0 | $0 | $0 | $0 | $7,500 | $0 | $7,500 |
| 149001 | | Rylington Park Operational Expenses | $496,400 | $567,807 | $0 | $567,807 | $0 | $496,400 | $0 | $507,789 |
| **Sub Total - UNCLASSIFIED OP/EXP** | | | $508,900 | $567,807 | $0 | $567,807 | $0 | $508,900 | $0 | $520,289 |
| **OPERATING INCOME** | | | | | | | | | | |
| 149101 | | Rylington Park Income | ($425,250) | ($666,880) | ($666,880) | $0 | ($425,250) | $0 | ($430,122) | $0 |
| **Sub Total - UNCLASSIFIED OP/INC** | | | ($425,250) | ($666,880) | ($666,880) | $0 | ($425,250) | $0 | ($430,122) | $0 |
| **Total - UNCLASSIFIED** | | | $83,650 | ($99,073) | ($666,880) | $567,807 | ($425,250) | $508,900 | ($430,122) | $520,289 |
| **Total - OTHER PROPERTY AND SERVICES** | | | **$21,996** | **($387,990)** | **($727,028)** | **$339,038** | **($511,009)** | **$533,005** | **($513,313)** | **$569,725** |

*Shire of Boyup Brook*
*MONTHLY FINANCIAL REPORT*

Details By Function Under The Following Program Titles
And Type Of Activities Within The Programme

| G/L | JOB | | YTD COMPARATIVES Period 12 30 JUNE 2021 Budget | Actual | CURRENT YEAR YTD ACTUALS 30 JUNE 2021 Income | Expenditure | ADOPTED BUDGET 2020-21 Income | Expenditure | AMENDED BUDGET 30 JUNE 2021 Income | Expenditure |
|---|---|---|---|---|---|---|---|---|---|---|
| **TRANSFERS TO/FROM RESERVES** | | | | | | | | | | |
| **EXPENDITURE** | | | | | | | | | | |
| 300101 | | Transfer to Reserves | $19,000 | $0 | $0 | $0 | $0 | $19,000 | $0 | $152,567 |
| **Sub Total - TRANSFER TO OTHER COUNCIL FUNDS** | | | $19,000 | $0 | $0 | $0 | $0 | $19,000 | $0 | $152,567 |
| **INCOME** | | | | | | | | | | |
| 300102 | | Transfer from Reserves | $0 | $0 | $0 | $0 | $0 | $0 | $0 | $0 |
| **Total - TRANSFER FROM OTHER COUNCIL FUNDS** | | | $0 | $0 | $0 | $0 | $0 | $0 | $0 | $0 |
| **Total - FUND TRANSFER** | | | $19,000 | $0 | $0 | $0 | $0 | $19,000 | $0 | $152,567 |
| 000000 | | (Surplus) / Deficit - Carried Forward | ($1,135,201) | ($1,012,961) | ($1,012,961) | $0 | ($1,135,201) | $0 | ($1,004,466) | $0 |
| **Sub Total - SURPLUS C/FWD** | | | ($1,135,201) | ($1,012,961) | ($1,012,961) | $0 | ($1,135,201) | $0 | ($1,004,466) | $0 |
| **Total - SURPLUS** | | | ($1,135,201) | ($1,012,961) | ($1,012,961) | $0 | ($1,135,201) | $0 | ($1,004,466) | $0 |

*Shire of Boyup Brook*
*MONTHLY FINANCIAL REPORT*

Details By Function Under The Following Program Titles
And Type Of Activities Within The Programme

| G/L | JOB | YTD COMPARATIVES Period 12 30 JUNE 2021 Budget | Actual | CURRENT YEAR YTD ACTUALS 30 JUNE 2021 Income | Expenditure | ADOPTED BUDGET 2020-21 Income | Expenditure | AMENDED BUDGET 30 JUNE 2021 Income | Expenditure |
|---|---|---|---|---|---|---|---|---|---|
| **NEW LONG TERM LOANS** | | | | | | | | | |
| **INCOME** | | | | | | | | | |
| **Sub Total - LONG TERM LOANS** | | $0 | $0 | $0 | $0 | $0 | $0 | $0 | $0 |
| **Total - DEFERRED ASSETS** | | $0 | $0 | $0 | $0 | $0 | $0 | $0 | $0 |
| **LIABILITY LOANS - PRINCIPAL REPAYMENTS** | | | | | | | | | |
| **CAPITAL EXPENDITURE** | | | | | | | | | |
| 146800 | Principal Repayment on Loans | $36,156 | $319,487 | $0 | $319,487 | $0 | $36,156 | $0 | $36,156 |
| **Sub Total - LOAN REPAYMENTS** | | $36,156 | $319,487 | $0 | $319,487 | $0 | $36,156 | $0 | $36,156 |
| **CAPITAL INCOME** | | | | | | | | | |
| **Sub Total - LOANS RAISED** | | $0 | $0 | $0 | $0 | $0 | $0 | $0 | $0 |
| **Total - NON CURRENT LIABILITIES** | | $36,156 | $319,487 | $0 | $319,487 | $0 | $36,156 | $0 | $36,156 |
| **OPERATING ACTIVITIES EXCLUDED FROM BUDGET** | | | | | | | | | |
| 000000 | Depreciation Written Back | ($3,592,229) | $0 | $0 | $0 | $0 | ($3,592,229) | $0 | ($3,592,229) |
| 000000 | Book Value of Assets Sold Written Back | ($127,714) | $0 | $0 | $0 | $0 | ($127,714) | $0 | ($195,732) |
| 00000 | Profit/Loss on Sale of Asset Written Back | $0 | $0 | $0 | $0 | $0 | $0 | $0 | $0 |
| | Movement in Accrued Interest on Loans | $0 | $0 | $0 | $0 | $0 | $0 | | |
| | Movement in Accrued Interest on investments | $0 | $0 | $0 | $0 | $0 | $0 | | |
| | Movement in Stock On Hand | $0 | ($2,759) | $0 | ($2,759) | $0 | $0 | | |
| | Movement in Accrued Wages | $0 | $134,085 | $0 | $134,085 | $0 | $0 | $0 | $0 |
| | Movement in Employee Benefits (Current) | $0 | $0 | $0 | $0 | $0 | $0 | | |
| 000000 | Long Service Leave - Non Cash | ($43,030) | $0 | $0 | $0 | $0 | ($43,030) | $0 | ($43,030) |
| **Sub Total - OPERATING ACTIVITIES EXCLUDED** | | ($3,762,973) | $131,326 | $0 | $131,326 | $0 | ($3,762,973) | $0 | ($3,830,991) |
| **Total - OPERATING ACTIVITIES EXCLUDED** | | ($3,762,973) | $131,326 | $0 | $131,326 | $0 | ($3,762,973) | $0 | ($3,830,991) |

57

*Shire of Boyup Brook*
*MONTHLY FINANCIAL REPORT*

Details By Function Under The Following Program Titles
And Type Of Activities Within The Programme

| G/L | JOB | | YTD COMPARATIVES Period 12 30 JUNE 2021 Budget | Actual | CURRENT YEAR YTD ACTUALS 30 JUNE 2021 Income | Expenditure | ADOPTED BUDGET 2020-21 Income | Expenditure | AMENDED BUDGET 30 JUNE 2021 Income | Expenditure |
|---|---|---|---|---|---|---|---|---|---|---|
| **FURNITURE & EQUIPMENT** | | | | | | | | | | |
| **HEALTH** | | | | | | | | | | |
| **CAPITAL EXPENDITURE** | | | | | | | | | | |
| 074603 | | Surgery F&E - Upgrade server to Dell PowerEdge | $0 | $16,750 | $0 | $16,750 | $0 | $0 | $0 | $16,750 |
| **Sub Total - CAPITAL WORKS** | | | $0 | $16,750 | $0 | $16,750 | $0 | $0 | $0 | $16,750 |
| **Total - HEALTH** | | | $0 | $16,750 | $0 | $16,750 | $0 | $0 | $0 | $16,750 |
| **OTHER PROPERTY & SERVICES - ADMINISTRATION** | | | | | | | | | | |
| **CAPITAL EXPENDITURE** | | | | | | | | | | |
| 146600 | | Administration Building - Furniture & Equipment Renewals | $30,000 | $0 | $0 | $0 | $0 | $30,000 | $0 | $30,000 |
| **Sub Total - CAPITAL WORKS** | | | $30,000 | $0 | $0 | $0 | $0 | $30,000 | $0 | $30,000 |
| **Total - OTHER PROPERTY** | | | $30,000 | $0 | $0 | $0 | $0 | $30,000 | $0 | $30,000 |
| **Total - FURNITURE AND EQUIPMENT** | | | **$30,000** | **$16,750** | **$0** | **$16,750** | **$0** | **$30,000** | **$0** | **$46,750** |

*Shire of Boyup Brook*
*MONTHLY FINANCIAL REPORT*

Details By Function Under The Following Program Titles
And Type Of Activities Within The Programme

| G/L | JOB | | YTD COMPARATIVES Period 12 30 JUNE 2021 Budget | Actual | CURRENT YEAR YTD ACTUALS 30 JUNE 2021 Income | Expenditure | ADOPTED BUDGET 2020-21 Income | Expenditure | AMENDED BUDGET 30 JUNE 2021 Income | Expenditure |
|---|---|---|---|---|---|---|---|---|---|---|
| **LAND AND BUILDINGS** | | | | | | | | | | |
| **COMMUNITY AMENITIES** | | | | | | | | | | |
| **CAPITAL EXPENDITURE** | | | | | | | | | | |
| 101410 | | Transfer Station Buildings | $20,000 | $14,988 | $0 | $14,988 | $0 | $20,000 | $0 | $14,988 |
| **Sub Total - CAPITAL WORKS** | | | $20,000 | $14,988 | $0 | $14,988 | $0 | $20,000 | $0 | $14,988 |
| **Total - COMMUNITY AMENITIES** | | | $20,000 | $14,988 | $0 | $14,988 | $0 | $20,000 | $0 | $14,988 |
| **LAND AND BUILDINGS** | | | | | | | | | | |
| **OTHER PROPERTY AND SERVICES** | | | | | | | | | | |
| **CAPITAL EXPENDITURE** | | | | | | | | | | |
| 146605 | | Administration Building - Building Renewals & Upgrades | $19,539 | $74,904 | $0 | $74,904 | $0 | $19,539 | $0 | $74,904 |
| 147410 | | Rylington Park House Capital | $50,000 | $0 | $0 | $0 | $0 | $50,000 | $0 | $0 |
| 147411 | | Rylington Park Chemical Shed | $15,000 | $0 | $0 | $0 | $0 | $15,000 | $0 | $0 |
| **Sub Total - CAPITAL WORKS** | | | $84,539 | $74,904 | $0 | $74,904 | $0 | $84,539 | $0 | $74,904 |
| **Total - OTHER PROPERTY AND SERVICES** | | | $84,539 | $74,904 | $0 | $74,904 | $0 | $84,539 | $0 | $74,904 |
| **Total - LAND AND BUILDINGS** | | | **$104,539** | **$89,892** | **$0** | **$89,892** | **$0** | **$104,539** | **$0** | **$89,892** |

*Shire of Boyup Brook*
*MONTHLY FINANCIAL REPORT*

Details By Function Under The Following Program Titles
And Type Of Activities Within The Programme

| G/L | JOB | | YTD COMPARATIVES Period 12 30 JUNE 2021 Budget | Actual | CURRENT YEAR YTD ACTUALS 30 JUNE 2021 Income | Expenditure | ADOPTED BUDGET 2020-21 Income | Expenditure | AMENDED BUDGET 30 JUNE 2021 Income | Expenditure |
|---|---|---|---|---|---|---|---|---|---|---|
| **PLANT AND EQUIPMENT LAW ORDER & PUBLIC SAFETY** | | | | | | | | | | |
| **CAPITAL EXPENDITURE** | | | | | | | | | | |
| 053405 | | Plant & Equipment | $51,700 | $0 | $0 | $0 | $0 | $51,700 | $0 | $0 |
| **Sub Total - CAPITAL WORKS** | | | $51,700 | $0 | $0 | $0 | $0 | $51,700 | $0 | $0 |
| **Total - LAW ORDER & PUBLIC SAFETY** | | | $51,700 | $0 | $0 | $0 | $0 | $51,700 | $0 | $0 |
| **PLANT AND EQUIPMENT** | | | | | | | | | | |
| **RECREATION AND CULTURE** | | | | | | | | | | |
| **CAPITAL EXPENDITURE** | | | | | | | | | | |
| 113907 | | Plant & Equipment - Parks & Gardens | $68,000 | $73,027 | $0 | $73,027 | $0 | $68,000 | $0 | $56,909 |
| **Sub Total - CAPITAL WORKS** | | | $68,000 | $73,027 | $0 | $73,027 | $0 | $68,000 | $0 | $56,909 |
| **Total - RECREATION AND CULTURE** | | | $68,000 | $73,027 | $0 | $73,027 | $0 | $68,000 | $0 | $56,909 |
| **PLANT AND EQUIPMENT** | | | | | | | | | | |
| **TRANSPORT** | | | | | | | | | | |
| **CAPITAL EXPENDITURE** | | | | | | | | | | |
| 123603 | | DWS - Fleet Vehicles | $69,000 | $74,070 | $0 | $74,070 | $0 | $69,000 | $0 | $73,122 |
| 123609 | | Light Plant (eg Portable Traffic Lights) - Plant & Equip | $43,000 | $25,101 | $0 | $25,101 | $0 | $43,000 | $0 | $43,000 |
| 123610 | | Heavy Plant (Graders etc) Purchases | $160,000 | $0 | $0 | $0 | $0 | $160,000 | $0 | $0 |
| 123619 | | Miscellaneous Small Plant | $0 | $0 | $0 | $0 | $0 | $0 | $0 | $0 |
| **Sub Total - CAPITAL WORKS** | | | $272,000 | $99,171 | $0 | $99,171 | $0 | $272,000 | $0 | $116,122 |
| **Total - TRANSPORT** | | | $272,000 | $99,171 | $0 | $99,171 | $0 | $272,000 | $0 | $116,122 |

60

*Shire of Boyup Brook*
*MONTHLY FINANCIAL REPORT*

Details By Function Under The Following Program Titles
And Type Of Activities Within The Programme

| G/L | JOB | | YTD COMPARATIVES Period 12 30 JUNE 2021 Budget | Actual | CURRENT YEAR YTD ACTUALS 30 JUNE 2021 Income | Expenditure | ADOPTED BUDGET 2020-21 Income | Expenditure | AMENDED BUDGET 30 JUNE 2021 Income | Expenditure |
|---|---|---|---|---|---|---|---|---|---|---|
| **PLANT AND EQUIPMENT** | | | | | | | | | | |
| **OTHER PROPERTY & SERVICES** | | | | | | | | | | |
| **CAPITAL EXPENDITURE** | | | | | | | | | | |
| 147451 | | Rylington Park Dorm Rooms Air Conditioners | $10,800 | $0 | $0 | $0 | $0 | $10,800 | $0 | $0 |
| **Sub Total - CAPITAL WORKS** | | | $10,800 | $0 | $0 | $0 | $0 | $10,800 | $0 | $0 |
| **Total - OTHER PROPERTY & SERVICES** | | | $10,800 | $0 | $0 | $0 | $0 | $10,800 | $0 | $0 |
| **Total - PLANT AND EQUIPMENT** | | | **$402,500** | **$172,198** | **$0** | **$172,198** | **$0** | **$402,500** | **$0** | **$173,031** |

*Shire of Boyup Brook*
*MONTHLY FINANCIAL REPORT*

Details By Function Under The Following Program Titles
And Type Of Activities Within The Programme

| G/L | JOB | | YTD COMPARATIVES Period 12 30 JUNE 2021 Budget | YTD COMPARATIVES Period 12 30 JUNE 2021 Actual | CURRENT YEAR YTD ACTUALS 30 JUNE 2021 Income | CURRENT YEAR YTD ACTUALS 30 JUNE 2021 Expenditure | ADOPTED BUDGET 2020-21 Income | ADOPTED BUDGET 2020-21 Expenditure | AMENDED BUDGET 30 JUNE 2021 Income | AMENDED BUDGET 30 JUNE 2021 Expenditure |
|---|---|---|---|---|---|---|---|---|---|---|
| **ROAD INFRASTRUCTURE CAPITAL** | | | | | | | | | | |
| **ROAD CONSTRUCTION** | | | | | | | | | | |
| 121403 | x | **ROADS TO RECOVERY PROJECTS** | | | | | | | | |
| 121403 | RTR004 | Winnejup Road | $0 | $58 | $0 | $58 | $0 | $0 | | |
| 121403 | RTR007 | Kulikup Rd South | $200,086 | $348,364 | $0 | $348,364 | $0 | $200,086 | $0 | $200,086 |
| 121403 | RTR008 | Jayes Road | $112,742 | $83,070 | $0 | $83,070 | $0 | $112,742 | $0 | $82,617 |
| 121403 | RTR029 | Terry Road | $0 | $21,264 | $0 | $21,264 | $0 | $0 | $0 | $22,427 |
| 121403 | RTR115 | Beatty Street | $189,457 | $143,225 | $0 | $143,225 | $0 | $189,457 | $0 | $214,297 |
| 121404 | xx | **REGIONAL ROAD GROUP** | | | $0 | $0 | $0 | $0 | | |
| 121404 | RRG148 | RRG Boyup Brook-Cranbrook Rd | $337,407 | $292,523 | $0 | $292,523 | $0 | $337,407 | $0 | $318,000 |
| 121404 | RRG210 | RRG Boyup Brook-Arthur River Rd | $495,302 | $88,073 | $0 | $88,073 | $0 | $495,302 | $0 | $501,000 |
| 121404 | RRG004 | RRG Winnejup Road | $150,000 | $178,665 | $0 | $178,665 | $0 | $150,000 | $0 | $2,372 |
| 121400 | | **MUNICIPAL ROAD PROJECTS** | | | $0 | | $0 | $0 | | |
| 121400 | MU148 | Muni - Boyup Brook-Cranbrook Shoulders | $201,593 | $88,767 | $0 | $88,767 | $0 | $201,593 | $0 | $193,928 |
| 121400 | MU500 | Muni - Back Slopes and Shoulders | $201,426 | $0 | $0 | $0 | $0 | $201,426 | $0 | $0 |
| 121400 | MU501 | Muni - Gravel Pit Rehabilitation | $94,990 | $33,276 | $0 | $33,276 | $0 | $94,990 | $0 | $74,990 |
| 121402 | LRC109 | LRCI - Forrest Street Car Parking | $0 | $36,241 | $0 | $36,241 | $0 | $0 | $0 | $40,000 |
| 121402 | LRC148 | LRCI - Boyup Brook-Cranbrook Road | $0 | $84,062 | $0 | $84,062 | | | | |
| 121410 | | Municipal Funded - Winter Grading | $330,362 | $277,257 | $0 | $277,257 | $0 | $330,362 | $0 | $254,659 |
| 121450 | MR0000 | **BRIDGES** | $57,290 | $0 | $0 | $0 | $0 | $57,290 | $0 | $57,290 |
| 121450 | MR0741 | BRIDGES - Bridge 0741 | $170,000 | $0 | $0 | $0 | $0 | $170,000 | $0 | $170,000 |
| 121450 | MR3310 | BRIDGES - Bridge 3310 | $134,000 | $134,000 | $0 | $134,000 | $0 | $134,000 | $0 | $134,000 |
| 121450 | MR3306 | BRIDGES - Bridge 3306 | $394,000 | $394,000 | $0 | $394,000 | $0 | $394,000 | $0 | $394,000 |
| 121450 | MR0742 | BRIDGES - Bridge 0742 | $110,000 | $110,000 | $0 | $110,000 | $0 | $110,000 | $0 | $110,000 |
| 121450 | MR3313 | BRIDGES - Aegers Bridge | $84,000 | $84,000 | $0 | $84,000 | $0 | $84,000 | $0 | $84,000 |
| **Sub Total - CAPITAL WORKS** | | | $3,262,655 | $2,396,845 | $0 | $2,396,845 | $0 | $3,262,655 | $0 | $2,853,666 |
| **Total - ROADS** | | | $3,262,655 | $2,396,845 | $0 | $2,396,845 | $0 | $3,262,655 | $0 | $2,853,666 |
| **Total - INFRASTRUCTURE ASSETS ROADS** | | | **$3,262,655** | **$2,396,845** | **$0** | **$2,396,845** | **$0** | **$3,262,655** | **$0** | **$2,853,666** |

62

*Shire of Boyup Brook*
*MONTHLY FINANCIAL REPORT*

Details By Function Under The Following Program Titles
And Type Of Activities Within The Programme

| G/L | JOB | | YTD COMPARATIVES Period 12 30 JUNE 2021 Budget | Actual | CURRENT YEAR YTD ACTUALS 30 JUNE 2021 Income | Expenditure | ADOPTED BUDGET 2020-21 Income | Expenditure | AMENDED BUDGET 30 JUNE 2021 Income | Expenditure |
|---|---|---|---|---|---|---|---|---|---|---|
| **FOOTPATHS** | | | | | | | | | | |
| 121701 | | Bike Paths - Construction | $72,000 | $0 | $0 | $0 | $0 | $72,000 | $0 | $0 |
| **Sub Total - CAPITAL WORKS** | | | $72,000 | $0 | $0 | $0 | $0 | $72,000 | $0 | $0 |
| **Total - TRANSPORT - FOOTPATHS** | | | $72,000 | $0 | $0 | $0 | $0 | $72,000 | $0 | $0 |
| **Total - FOOTPATH ASSETS** | | | **$72,000** | **$0** | **$0** | **$0** | **$0** | **$72,000** | **$0** | **$0** |
| **DRAINAGE** | | | | | | | | | | |
| 121411 | | **Drainage Projects - Municipal Funded** | | | | | | | | |
| 121411 | DC035 | Howards Rd Drainage | $0 | $12,271 | $0 | $12,271 | $0 | $0 | $0 | $12,216 |
| 121411 | DC039 | Asplins Rd Drainage | $0 | $1,705 | $0 | $1,705 | $0 | $0 | $0 | $1,705 |
| 121411 | DC045 | Reservoir Rd Drainage | $0 | $11,968 | $0 | $11,968 | $0 | $0 | $0 | $0 |
| 121411 | DC048 | W Tree Gull Rd Drainage | $0 | $39,271 | $0 | $39,271 | $0 | $0 | $0 | $38,005 |
| 121411 | DC059 | Eulin Siding Rd Drainage | $0 | $13,277 | $0 | $13,277 | $0 | $0 | $0 | $12,854 |
| 121411 | DC092 | Maltrup Rd Drainage | $0 | $6,044 | $0 | $6,044 | $0 | $0 | $0 | $6,044 |
| 121411 | DC141 | Roland Rd Drainage | $0 | $820 | $0 | $820 | $0 | $0 | $0 | $0 |
| 121408 | | Roads to Recovery - Drainage Projects | $0 | $0 | $0 | $0 | $0 | $0 | $0 | $0 |
| 121412 | | RRG - Drainage Projects | $0 | $0 | $0 | $0 | $0 | $0 | $0 | $0 |
| **Sub Total - CAPITAL WORKS** | | | $0 | $85,356 | $0 | $85,356 | $0 | $0 | $0 | $70,824 |
| **Total - TRANSPORT - DRAINAGE** | | | $0 | $85,356 | $0 | $85,356 | $0 | $0 | $0 | $70,824 |
| **Total - DRAINAGE ASSETS** | | | **$0** | **$85,356** | **$0** | **$85,356** | **$0** | **$0** | $0 | $70,824 |
| **PARKS & OVALS INFRASTRUCTURE** | | | | | | | | | | |
| 113903 | | Sandakan Memorial Capital Improvements | $0 | $4,000 | $0 | $4,000 | $0 | $0 | $0 | $0 |
| **Sub Total - CAPITAL WORKS** | | | $0 | $4,000 | $0 | $4,000 | $0 | $0 | $0 | $0 |
| **Total - OTHER SPORT & RECREATION - PARKS & OVALS** | | | $0 | $4,000 | $0 | $4,000 | $0 | $0 | $0 | $0 |
| **Total - PARKS & OVALS ASSETS** | | | **$0** | **$4,000** | **$0** | **$4,000** | **$0** | **$0** | **$0** | **$0** |

*Shire of Boyup Brook*
*MONTHLY FINANCIAL REPORT*

Details By Function Under The Following Program Titles
And Type Of Activities Within The Programme

| G/L | JOB | | YTD COMPARATIVES Period 12 30 JUNE 2021 Budget | Actual | CURRENT YEAR YTD ACTUALS 30 JUNE 2021 Income | Expenditure | ADOPTED BUDGET 2020-21 Income | Expenditure | AMENDED BUDGET 30 JUNE 2021 Income | Expenditure |
|---|---|---|---|---|---|---|---|---|---|---|
| **RECREATION INFRASTRUCTURE** | | | | | | | | | | |
| 112503 | LRCI010 | LRCI Projects - Swimming Pool | $0 | $296 | $0 | $296 | $0 | $0 | $0 | $0 |
| 113906 | | Recreation Infrastructure - Capital Renewals | $80,000 | $2,436 | $0 | $2,436 | $0 | $80,000 | $0 | $80,000 |
| 113911 | LRC001 | LRCI - Football Oval Lights | $0 | $130,780 | $0 | $130,780 | $0 | $0 | $0 | $127,665 |
| **Sub Total - CAPITAL WORKS** | | | $80,000 | $133,511 | $0 | $133,511 | $0 | $80,000 | $0 | $207,665 |
| **Total - RECREATION INFRASTRUCTURE** | | | $80,000 | $133,511 | $0 | $133,511 | $0 | $80,000 | $0 | $207,665 |
| **Total - INFRASTRUCTURE ASSETS - RECREATION** | | | **$80,000** | **$133,511** | **$0** | **$133,511** | **$0** | **$80,000** | **$0** | **$207,665** |
| **INFRASTRUCTURE ASSETS - OTHER** | | | | | | | | | | |
| **HEALTH** | | | | | | | | | | |
| 074605 | | Medical Centre Car Park - Other Infrastructure | $9,750 | $0 | $0 | $0 | $0 | $9,750 | $0 | $9,750 |
| **Sub Total - CAPITAL WORKS** | | | $9,750 | $0 | $0 | $0 | $0 | $9,750 | $0 | $9,750 |
| **Total - HEALTH** | | | $9,750 | $0 | $0 | $0 | $0 | $9,750 | **$0** | **$9,750** |
| **INFRASTRUCTURE OTHER** | | | | | | | | | | |
| **TRANSPORT** | | | | | | | | | | |
| 122902 | | Depot Gates | $15,000 | $10,519 | $0 | $10,519 | $0 | $15,000 | $0 | $15,000 |
| 122903 | | Oil Automation System | $32,979 | $11,196 | $0 | $11,196 | $0 | $32,979 | $0 | $32,979 |
| **Sub Total - CAPITAL WORKS** | | | $47,979 | $21,715 | $0 | $21,715 | $0 | $47,979 | $0 | $47,979 |
| **Total - TRANSPORT** | | | **$47,979** | **$21,715** | **$0** | **$21,715** | **$0** | **$47,979** | **$0** | **$47,979** |
| **INFRASTRUCTURE OTHER** | | | | | | | | | | |
| **ECONOMIC SERVICES** | | | | | | | | | | |
| 132410 | LRC002 | LRCI - Flax Mill / Caravan Park Upgrades | $0 | $141,299 | $0 | $141,299 | $0 | $0 | $0 | $147,680 |
| 132410 | LRC003 | LRCI - Tourism Centre Upgrades | $0 | $46,249 | $0 | $46,249 | $0 | $0 | $0 | $50,000 |
| | | **Sub Total - CAPITAL WORKS** | $0 | $187,548 | $0 | $187,548 | $0 | $0 | $0 | $197,680 |
| | | **Total - ECONOMIC SERVICES** | $0 | $187,548 | **$0** | **$187,548** | **$0** | **$0** | **$0** | **$197,680** |



64

*Shire of Boyup Brook*
*MONTHLY FINANCIAL REPORT*

Details By Function Under The Following Program Titles
And Type Of Activities Within The Programme

| G/L | JOB | | YTD COMPARATIVES Period 12 30 JUNE 2021 Budget | Actual | CURRENT YEAR YTD ACTUALS 30 JUNE 2021 Income | Expenditure | ADOPTED BUDGET 2020-21 Income | Expenditure | AMENDED BUDGET 30 JUNE 2021 Income | Expenditure |
|---|---|---|---|---|---|---|---|---|---|---|
| **INFRASTRUCTURE OTHER** | | | | | | | | | | |
| **OTHER PROPERTY & SERVICES** | | | | | | | | | | |
| 147480 | | Rylington Park Rain Water Tank | $16,000 | $14,530 | $0 | $14,530 | $0 | $16,000 | $0 | $16,110 |
| | | **Sub Total - CAPITAL WORKS** | $16,000 | $14,530 | $0 | $14,530 | $0 | $16,000 | $0 | $16,110 |
| | | **Total - OTHER PROPERTY & SERVICES** | **$16,000** | **$14,530** | **$0** | **$14,530** | **$0** | **$16,000** | $0 | $16,110 |
| | | **Total - INFRASTRUCTURE ASSETS - OTHER** | **$73,729** | **$223,792** | **$0** | **$223,792** | **$0** | **$73,729** | **$0** | **$271,519** |
| | | **GRAND TOTALS** | ($0) | ($2,115,527) | ($10,763,701) | $8,648,175 | **($10,124,098)** | **$10,124,098** | **($10,159,326)** | **$10,159,326** |

## LEAVE RESERVE

Purpose - To be used to fund annual and long service leave and redundancy requirements.

| | ACTUAL 2020-21 | BUDGET 2020-21 |
|---|---|---|
| **Opening Balance** | 122 | 121 |
| **Transfer from Accumulated Surplus** | | |
| - Interest Earned | 0 | 1 |
| - Other Transfers | 0 | 0 |
| **Less Transfer to Accumulated Surplus** | | |
| -Transfer to Municipal Fund | 0 | 0 |
| **CLOSING BALANCE** | 122 | 122 |

## UNSPENT GRANTS RESERVE

Purpose - To quarantine forward grant payments, to fund expenses incurred in the intended year.

| | ACTUAL 2020-21 | BUDGET 2020-21 |
|---|---|---|
| **Opening Balance** | 78 | 78 |
| **Transfer from Accumulated Surplus** | | |
| - Interest Earned | 0 | 1 |
| - Other Transfers | 0 | 0 |
| **Less Transfer to Accumulated Surplus** | | |
| -Transfer to Municipal Fund | 0 | 0 |
| **CLOSING BALANCE** | 78 | 79 |

## PLANT RESERVE

Purpose - To be used to fund the purchase of plant items, including graders, trucks, utes, sedans, rollers.

| | ACTUAL 2020-21 | BUDGET 2020-21 |
|---|---|---|
| **Opening Balance** | 148,275 | 148,325 |
| **Transfer from Accumulated Surplus** | | |
| - Interest Earned | 0 | 1,464 |
| - Other Transfers | 0 | 0 |
| **Less Transfer to Accumulated Surplus** | | |
| -Transfer to Municipal Fund | 0 | 0 |
| **CLOSING BALANCE** | 148,275 | 149,789 |

## BUILDING RESERVE

Purpose - to be used to fund future maintenance of shire owned buildings, including heritage buildings.

| | ACTUAL 2020-21 | BUDGET 2020-21 |
|---|---|---|
| **Opening Balance** | 705,999 | 706,235 |
| **Transfer from Accumulated Surplus** | | |
| - Interest Earned | 0 | 6,970 |
| - Other Transfers | 0 | 0 |
| **Less Transfer to Accumulated Surplus** | | |
| -Transfer to Municipal Fund | 0 | 0 |
| **CLOSING BALANCE** | 705,999 | 713,205 |

**COMMUNITY HOUSING RESERVE**

Purpose - to be used to fund maintenance of the Homeswest Housing Units in Forrest & Proctor Streets.

| | ACTUAL 2020-21 | BUDGET 2020-21 |
|---|---|---|
| **Opening Balance** | **79,999** | 80,026 |
| **Transfer from Accumulated Surplus** | | |
| - Interest Earned | 0 | 790 |
| - Other Transfers | 0 | 0 |
| **Less Transfer to Accumulated Surplus** | | |
| -Transfer to Municipal Fund | 0 | 0 |
| **CLOSING BALANCE** | **79,999** | **80,816** |

**EMERGENCY RESERVE**

Purpose - to be used to fund emergency situations outside working hours for example trees on roads, ETC

| | ACTUAL 2020-21 | BUDGET 2020-21 |
|---|---|---|
| **Opening Balance** | **12,339** | 12,343 |
| **Transfer from Accumulated Surplus** | | |
| - Interest Earned | 0 | 121 |
| - Other Transfers | 0 | 0 |
| **Less Transfer to Accumulated Surplus** | | |
| -Transfer to Municipal Fund | 0 | 0 |
| **CLOSING BALANCE** | **12,339** | **12,464** |

**INSURANCE CLAIM RESERVE**

Purpose - to be used to fund the excess on certain insurance claims.

| | ACTUAL 2020-21 | BUDGET 2020-21 |
|---|---|---|
| **Opening Balance** | **15,037** | 15,042 |
| **Transfer from Accumulated Surplus** | | |
| - Interest Earned | 0 | 148 |
| - Other Transfers | 0 | 0 |
| **Less Transfer to Accumulated Surplus** | | |
| -Transfer to Municipal Fund | 0 | 0 |
| **CLOSING BALANCE** | **15,037** | **15,190** |

OTHER RECREATION RESERVE
Purpose - to be used to fund improvements to the recreation facilities and grounds.

| | ACTUAL 2020-21 | BUDGET 2020-21 |
|---|---|---|
| **Opening Balance** | 49,989 | 50,005 |
| **Transfer from Accumulated Surplus** | | |
| - Interest Earned | 0 | 494 |
| - Other Transfers | 0 | 0 |
| **Less Transfer to Accumulated Surplus** | | |
| -Transfer to Municipal Fund | 0 | 0 |
| **CLOSING BALANCE** | 49,989 | 50,499 |

COMMERCIAL RESERVE
Purpose - to be used to fund future economic development, enhancement & promotion of the district.

| | ACTUAL 2020-21 | BUDGET 2020-21 |
|---|---|---|
| **Opening Balance** | 446,515 | 446,665 |
| **Transfer from Accumulated Surplus** | | |
| - Interest Earned | 0 | 4,408 |
| - Other Transfers | 0 | 0 |
| **Less Transfer to Accumulated Surplus** | | |
| -Transfer to Municipal Fund | 0 | 0 |
| **CLOSING BALANCE** | 446,515 | 451,073 |

BRIDGES RESERVE
Purpose - to be used to fund future requirements of bridge works.

| | ACTUAL 2020-21 | BUDGET 2020-21 |
|---|---|---|
| **Opening Balance** | 153 | 154 |
| **Transfer from Accumulated Surplus** | | |
| - Interest Earned | 0 | 2 |
| - Other Transfers | 0 | 0 |
| **Less Transfer to Accumulated Surplus** | | |
| -Transfer to Municipal Fund | 0 | 0 |
| **CLOSING BALANCE** | 153 | 156 |

AGED ACCOMMODATION RESERVE
Purpose - to be used to fund future requirements of aged accommodation.

| | ACTUAL 2020-21 | BUDGET 2020-21 |
|---|---|---|
| **Opening Balance** | 381,518 | 381,646 |
| **Transfer from Accumulated Surplus** | | |
| - Interest Earned | 0 | 3,767 |
| - Other Transfers | 0 | 0 |
| **Less Transfer to Accumulated Surplus** | | |
| -Transfer to Municipal Fund | 0 | 0 |
| **CLOSING BALANCE** | 381,518 | 385,413 |

**ROAD CONTRIBUTIONS RESERVE**
Purpose - to set aside contributions from developers.

| | ACTUAL 2020-21 | BUDGET 2020-21 |
|---|---|---|
| **Opening Balance** | **28,288** | 28,298 |
| **Transfer from Accumulated Surplus** | | |
| - Interest Earned | 0 | 279 |
| - Other Transfers | 0 | 0 |
| **Less Transfer to Accumulated Surplus** | | |
| -Transfer to Municipal Fund | 0 | 0 |
| **CLOSING BALANCE** | **28,288** | **28,577** |

**IT/OFFICE EQUIPMENT RESERVE**
Purpose - to be used to fund future IT requirements.

| | ACTUAL 2020-21 | BUDGET 2020-21 |
|---|---|---|
| **Opening Balance** | **39,468** | 39,481 |
| **Transfer from Accumulated Surplus** | | |
| - Interest Earned | 0 | 390 |
| - Other Transfers | 0 | 0 |
| **Less Transfer to Accumulated Surplus** | | |
| -Transfer to Municipal Fund | 0 | 0 |
| **CLOSING BALANCE** | **39,468** | **39,871** |

**CIVIC RECEPTIONS RESERVE**
Purpose - to quarantine unspent 'Refreshments and Receptions' budgets to fund future receptions needs.

| | ACTUAL 2020-21 | BUDGET 2020-21 |
|---|---|---|
| **Opening Balance** | **16,587** | 16,593 |
| **Transfer from Accumulated Surplus** | | |
| - Interest Earned | 0 | 164 |
| - Other Transfers | 0 | 0 |
| **Less Transfer to Accumulated Surplus** | | |
| -Transfer to Municipal Fund | 0 | 0 |
| **CLOSING BALANCE** | **16,587** | **16,757** |

## UNSPENT COMMUNITY GRANTS RESERVE

Purpose - for the purpose of holding unallocated/spent community donation/MOU budgets (2% of annual rates), to fund extraordinary community donations or MOU's.

| | ACTUAL 2020-21 | BUDGET 2020-21 |
|---|---|---|
| **Opening Balance** | 121 | 121 |
| **Transfer from Accumulated Surplus** | | |
| - Interest Earned | 0 | 1 |
| - Other Transfers | 0 | 0 |
| **Less Transfer to Accumulated Surplus** | | |
| -Transfer to Municipal Fund | 0 | 0 |
| **CLOSING BALANCE** | 121 | 122 |

## RYLINGTON PARK WORKING CAPITAL RESERVE

Purpose - to be used as working capital for the running and maintenance of Rylington Park Farm.

| | ACTUAL | BUDGET |
|---|---|---|
| **Opening Balance** | 250,399 | 0 |
| **Transfer from Accumulated Surplus** | | |
| - Interest Earned | 0 | 0 |
| - Other Transfers | 0 | 0 |
| **Less Transfer to Accumulated Surplus** | | |
| -Transfer to Municipal Fund | 0 | 0 |
| **CLOSING BALANCE** | 250,399 | 0 |

## RYLINGTON PARK RESERVE

Purpose - to be used for community contributions towards major community projects within the Boyup Brook community.

| | ACTUAL 2020-21 | BUDGET 2020-21 |
|---|---|---|
| **Opening Balance** | 412,211 | 0 |
| **Transfer from Accumulated Surplus** | | |
| - Interest Earned | 0 | 0 |
| - Other Transfers | 0 | 0 |
| **Less Transfer to Accumulated Surplus** | | |
| -Transfer to Municipal Fund | 0 | 0 |
| **CLOSING BALANCE** | 412,211 | 0 |

| | | |
|---|---|---|
| TOTAL RESERVES | 2,587,098 | 1,944,133 |



70

## SHIRE OF BOYUP BROOK
## LOAN SCHEDULE
## FOR THE PERIOD ENDING 30 JUNE 2021

| LOAN DESCRIPTION | LOAN No. | PRINCIPA 01.07.20 | LOANS RAISED Budget 2020-21 | LOANS RAISED Actual 2020-21 | INTEREST Budget 2020-21 | INTEREST Actual 2020-21 | PRINCIPAL Budget 2020-21 | PRINCIPAL Actual 2020-21 | CLOSING BALANCE |
|---|---|---|---|---|---|---|---|---|---|
| **EDUCATION & WELFARE** | | | | | | | | | |
| Aged Accommodation | 118 | 300,446 | 0 | 0 | 14,217 | 69,381 | 17,117 | 300,446 | 0 |
| **HOUSING** | | | | | | | | | |
| Staff House | 115 | 47,079 | 0 | 0 | 2,670 | 2,670 | 6,755 | 6,755 | 40,324 |
| **Recreation & Culture** | | | | | | | | | |
| Swimming Pool | 114 | 85,642 | 0 | 0 | 4,867 | 4,866 | 12,285 | 12,285 | 73,357 |
| | | **433,167** | **0** | **0** | **21,754** | **76,918** | **36,157** | **319,486** | **113,681** |

# EMAIL BACK

ATTACHMENT 10.4.2

# Voting Delegate Information
# 2021 Annual General Meeting

WORKING FOR LOCAL GOVERNMENT

Registered:

TO: Chief Executive Officer

All Member Councils are entitled to be represented by two (2) voting delegates at the Annual General Meeting of the WA Local Government Association to be held on Monday, 20 September 2021 at Crown Perth.

Please complete and return this form to the Association by **Friday, 27 August** to register the attendance and voting entitlements of your Council's delegates to the Annual General Meeting.

In the event that a Voting Delegate is unable to attend, provision is made for proxy delegates to be registered.

Only registered delegates or proxy registered delegates will be permitted to exercise voting entitlements on behalf of Member Councils. Delegates may be Elected Members or serving officers.

**Please Note: All Voting Delegates will need to present at the WALGA Delegate Service Desk prior to the AGM to collect their electronic voting device (keypad) for voting and identification tag to gain entry into the Annual General Meeting.**

| VOTING DELEGATES | PROXY Voting Delegates |
|---|---|
| Name of Voting Delegates (2): | Name of Proxy Voting Delegates (2): |
| ..... | ..... |
| ..... | ..... |

**For (Local Government Name):** Shire/Town/City of .....

**Signature Chief Executive Officer** _____
(An electronic signature is required if submitting via email)

**Date** _____

**ON COMPLETION PLEASE EMAIL TO: krobertson@walga.asn.au**

**Kathy Robertson, Executive Officer Governance**

# LEADING THE WAY



## Information and Registration

WA Local Government Convention
Sunday, 19 – Tuesday, 21 September 2021
Crown Perth

PRESENTED BY

WALGA

PARTNERED SERVICE

lgis MUTUAL SERVICES

PRINCIPAL SPONSOR

CIVIC LEGAL

WALGA
WORKING FOR LOCAL GOVERNMENT

# EVENT PARTNERS

lgis

## Partnered Service

LGIS is proud to partner with WALGA at the WA Local Government Convention. The Convention provides a wonderful opportunity for everyone across the sector to come together, share experiences and network.

As the Local Government mutual indemnity Scheme, our members are at the heart of everything we do. We're proud to have stood with our members for over 25 years protecting your communities, organisations and people.

We understand the Local Government industry, its purpose, the risks involved, and our ultimate philosophy of working with you to deliver the best outcome for your communities

We're also proactive we don't just wait for claims to happen - through our comprehensive Scheme risk program we're dedicated to working with members to manage their risk.

The team at LGIS look forward to seeing all of our members and exploring how we can support you.

CIVIC LEGAL

## Principal Sponsor

Civic Legal is proud to be the principal sponsor of the WA Local Government Convention again this year. We always look forward to catching up with you to hear your stories and to learn more about the issues Local Governments are facing.

Civic Legal has its roots in Local Government. Our specialist Local Government lawyers are passionate about working out the best solutions for Local Governments in all areas of Local Government law

Drop by our booth to find out more, and to chat with our team. We can help you with complex contracts, leases, employment law matters, planning, litigation, SAT appeals, governance or any other issues your Local Government may face.

Enjoy the conference, and see you soon!

Best regards

**Anthony Quahe**
Managing Principal

Supporting Sponsor

Department of Local Government, Sport and Cultural Industries
GOVERNMENT OF WESTERN AUSTRALIA

Convention Breakfast Sponsor

ventia

Coffee Cart Sponsors

synergy

creditsolutions
PART OF THE CREDIT CLEAR GROUP

LEADING THE WAY

# AN INVITATION

**It is my pleasure to invite all Elected Members, Chief Executive Officers and Senior Managers to attend the 2021 WA Local Government Convention, scheduled for Sunday, 19 – Tuesday, 21 September at Crown Perth.**

The theme for the 2021 Local Government Convention is Leading the WAy: Looking Forward, Looking Back, taking place against the backdrop of generational change for the sector with reform of the Local Government Act on the horizon.

Additionally, 2020 and 2021 has seen an unprecedented level of uncertainty experienced in areas such as local and international politics; the economy; the environment, together with the ongoing impact and evolving nature of the COVID-19 pandemic. The Convention program has been developed to specifically support and encourage Local Government representatives.

We are pleased to welcome the Honourable Julie Bishop as our Opening Keynote Speaker, and Australian of the Year - Ms Grace Tame, has agreed to deliver the Closing Keynote Speech.

The event will commence with the AGM, followed by a day and a half of plenary and concurrent sessions. These sessions will discuss both contemporary and controversial topics, while the overarching conference format provides opportunity to converse, debate, discuss and share ideas in a welcoming and professional forum.

There is also an opportunity to register for one of the optional field trips scheduled for Wednesday, 22 September.

A significant contingent of industry suppliers will be on display in the trade exhibition to demonstrate their latest products to the Local Government sector. I encourage you to take this once a year opportunity to meet with these suppliers and be updated on what is currently available.

Finally, I would like to express appreciation for the valuable support provided by our Partnered Service - LGIS and Principal Sponsor - Civic Legal. I also wish to thank our Supporting Sponsor, the Department of Local Government, Sport & Cultural Industries and our other sponsors, Ventia, Synergy and Credit Solutions.

I look forward to seeing you in September.

Tracey Roberts

**Mayor Tracey Roberts JP**
President

# ABOUT THE EVENT

## Who should attend?

The WA Local Government Convention is presented specifically for those engaged in the Local Government sector.

The conference sessions aim to support and inform Mayors, Presidents, Elected Members and Chief Executive Officers. Additional attendance by Executive Directors and other senior managers is also highly recommended. Available options include full conference participation and daily registration.

## Optional events

**Monday, 20 September**
Australian Local Government Women's Association (ALGWA) AGM and Breakfast ($70pp)
Convention Gala Dinner at Optus Stadium ($165pp)

**Tuesday, 21 September**
Convention Breakfast with Jelena Dokic ($95pp)
PHAIWA Local Government Policy Awards and Breakfast – For more information or to register for this breakfast, please visit www.phaiwa.org.au

**Wednesday, 22 September**
Field Trip: Bushmead Estate ($70)
Field Trip: Construction Training Fund ($70)
WALGA Forum on Aboriginal Engagement and Reconciliation

## Partner Program

The Partner Program offers an interesting range of options for accompanying guests, including a full day tour to Fremantle. Social networking functions include the Opening Welcome Reception on Sunday evening and the Gala Dinner on Monday evening.

## Elected Member training

WALGA Training has scheduled a selection of its Elected Member training opportunities prior and post-Convention for your convenience.

- **Friday, 17 September**
  Developing Specifications for Excellence
- **Wednesday, 22 September**
  CEO Performance Appraisals
- **Wednesday, 22 & Thursday, 23 September**
  Recovery Coordinators Course for Local Government

More information on WALGA Training opportunities can be found in the WALGA Training Directory or on WALGA Training Website.

## 2021 #shoWcAse in Pixels Competition

#shoWcAse in PIXELS is an annual exhibition of artwork from Local Governments, displayed on the iconic 45-metre high digital tower at the heart of Yagan Square in Perth City.

As one of the State's largest ongoing community arts projects, the event is widely acknowledged as being one of the most colourful and vibrant displays throughout the year.

The art competition was held in this format for the first time in 2019, which saw art submissions created from recycled products, wall murals and large-scale canvasses.

Artwork will be displayed in Yagan Square from Monday, **6 September** to Sunday, **26 September**, at 12:00pm each day (subject to changes by Yagan Square).

*2019 Overall Winner – Shire of Meekatharra*

# KEYNOTE SPEAKERS

## Hon Julie Bishop

**The Honourable Julie Bishop served as Australia's Minister for Foreign Affairs from 2013 until her resignation in 2018. She was the first female to hold the role as well as the first female Deputy Leader of the Liberal Party, serving for 11 years.**

As Foreign Minister, Ms Bishop was responsible for strengthening Australia's key strategic and economic relationships with Ministerial responsibility for more than 5000 departmental staff, 110 overseas missions as well as government agencies Australian Secret Intelligence Service and Australian Centre for International Agriculture Research.

In 2014, she led the international response to the downing of Malaysian Airlines flight MH17 over Ukraine, and was awarded the Commander of the Order of Merit of the Netherlands Ministry of Foreign Affairs.

Under her leadership, the 2017 Foreign Policy White Paper was developed, providing a comprehensive policy framework for the next decade and the New Colombo Plan was established, enabling Australian undergraduates to live, study and work in the Indo-Pacific region. Within five years more than 40,000 students have participated in the Plan.

In a political career spanning over 20 years Julie also served as Minister for Education, Science and Training, Minister for Women's Issues and Minister for Ageing.

Prior to entering politics, Ms Bishop was Managing Partner of the law firm Clayton Utz in Perth.

In 2020 Julie was awarded a Fisher Family Fellowship for the Future of Diplomacy Project at Harvard Kennedy School Belfer Centre for Science and International Affairs. In 2021 Julie was awarded the Kissinger Fellowship at the McCain Institute of International Leadership at Arizona State University. In 2021 Julie was appointed by the UK Government to the G7 Equality Advisory Council (GEAC).

Julie is the Chancellor of Australian National University, chair of Telethon Kid's Institute, Chair of The Prince's Trust Australia, member of the international advisory boards of Afinit and the Human Vaccines Project and is the Patron of Shooting Stars – an education programme for young Aboriginal girls.

She has also established a boutique advisory firm, Julie Bishop and Partners.



## Hon Mark Coulton MP

**Federal Minister for Regional Health, Regional Communications and Local Government**

Mark was first elected to the House of Representatives for the seat of Parkes, New South Wales, in 2007. He has since been re-elected in 2010, 2013, 2016 and 2019.

On 6 February 2020, Mark was sworn-in as the Minister for Regional Health, Regional Communications and Local Government.

During his time in the Federal Parliament, Mark has also held the positions of Deputy Speaker of the House of Representatives, National Party's Chief Whip, Shadow Parliamentary Secretary for Ageing and the Voluntary Sector, Shadow Parliamentary Secretary for Water and Conservation and Shadow Parliamentary Secretary for Regional Development and Emerging Trade Markets.

Prior to his election to the House of Representatives, Mark was the Mayor of Gwydir Shire Council from 2004 until 2007.

Mark has an extensive agricultural background having spent 30 years as a farmer and grazier. Mark and his wife Robyn owned and operated a mixed farming system growing cereal crops and running beef cattle.

## Hon Jason Clare MP

**Shadow Minister for Regional Services, Territories and Local Government; Housing and Homelessness**

Jason is a member of the Australian Parliament where he represents the seat of Blaxland in Western Sydney.

He was a Minister in the Rudd and Gillard Labor Governments, where he served as Minister for Home Affairs, Minister for Justice, Minister for Defence Materiel and Cabinet Secretary.

Jason is currently the Shadow Minister for Housing and Homelessness, Shadow Minister for Regional Services, Territories and Local Government.

He has also served as Shadow Minister for Communications, Shadow Minister for Trade and Investment and Shadow Minister for Resources and Northern Australia.

Jason's most important job though is being Louise's husband and Jack's dad.

## Anthony De Ceglie

**Three-time Walkley Award winner and Editor-in-Chief of West Australian Newspapers**

He first started his career as a cadet journalist in regional WA with the *Collie Mail* before becoming a journalist and sub editor at the *Mandurah Mail*.

Anthony previously worked as a reporter with *The Sunday Times* before becoming chief of staff and deputy editor of the newspaper and its website *Perth Now*.

During a secondment to New York in 2011, Anthony helped to launch the iPad newspaper *The Daily* before moving to Sydney to work for *The Daily Telegraph*.

In January 2019 he was appointed senior editor of *The West Australian*, becoming editor in chief in December that same year.

In addition to responsibility for *The West Australian*, *The Weekend West*, *The Sunday Times*, thewest.com.au and perthnow.com.au and the company's 19 regional publications, Anthony has overseen the successful integration of the Community Newspaper Group and Regional Newspapers and the launch of digital subscriptions on the west.com.au

## Hon Pru Goward

**The Honourable Pru Goward is a former Cabinet minister, Sex Discrimination Commissioner and was a pioneering television reporter with the ABC.**

Pru has a long history of promoting women's rights, driving reform and getting it done and has frequently challenged institutional bullying and harassment.

Since leaving politics, Pru is a Professor of Social Interventions and Policy at Western Sydney University, a board member of Anglicare, a regular newspaper columnist, and a diversity and discrimination expert who has recently reviewed sexual misconduct for ministerial staff in the NSW Government and the NSW Supreme Court.

Her outstanding career as a senior government official and government minister saw reforms in Family Law and more recently child protection, social and affordable housing and urban planning.

With her drive, New South Wales overhauled the State Government's approach to domestic violence and is the only Australian state or territory to witness a decline in assault rates.

Prior to this, Pru was Australia's Sex Discrimination Commissioner for six years, promoting the landmark introduction of paid maternity leave, now a national entitlement. She also oversaw Australia's first statistically valid sexual harassment survey which continues to be the benchmark for governments and business and reported on the state of work-life balance for men and women in Australia. Pru was also the commissioner responsible for age discrimination.

As a senior current affairs reporter with the Australian Broadcasting Corporation for 19 years, Pru was ABC Television's first female correspondent, the inaugural presenter of Radio National Breakfast and the recipient of a prestigious Walkley Award for her courageous television profile of organized crime figure George Freeman.

She has authored *A Business of Her Own* and has co-authored a biography of John Howard.

*Hon Pru Goward appears by arrangement with Saxton Speakers Bureau.*

LEADING THE WAY

## Greg Hire

**Founder, A Stitch in Time**

As the former Perth Wildcats Vice-Captain, Greg Hire undoubtedly made a huge impact on basketball, however it could be argued his greatest contribution to our State is the work he is doing off the court. A championship player with both the Wanneroo (now Joondalup) Wolves in the State Basketball League, and the Perth Wildcats in the NBL, Hire was named 2018 Western Australian of the Year (Youth) for his efforts as an advocate for youth mental health. Hire grew up around domestic violence, drugs, alcohol, depression and a lack of positive role models and is heavily involved in community and youth sporting activities and other initiatives that aim to combat mental illness and youth suicide.

Greg played for the Perth Wildcats from 2010 until 2019; accumulating 243 games, winning four NBL Championships as Vice-Captain and recently has represented Australia at the World Cup in 3 on 3 Basketball, winning a Gold Medal at 2020 Asia Cup. As the founder of charity A Stitch in Time, his passion and efforts are now transpiring off the court in the work he is doing in the mental health space.

## Paul Kelly

**Editor-at-Large, The Australian**

Paul Kelly is currently the Editor-at-Large at *The Australian*. He was previously Editor-in-Chief and he writes on Australian politics, public policy and international affairs.

Paul has covered Australian governments from Gough Whitlam to Scott Morrison and is a regular television commentator on Sky News. He is the author of nine books including *The Hawke Ascendancy*, *The End of Certainty* and *The March of Patriots*. His most recent book, *Triumph and Demise* covered the Rudd-Gillard era

Paul has been a Fellow at the Kennedy School of Government at Harvard University and a Fellow at the Menzies Centre, King's College, London.



## Glenn Mitchell

**Glenn is a former leading ABC sports broadcaster. During his 20 years with ABC Sport in Perth he became a familiar voice around the country with his commentaries on international and domestic cricket and AFL football.**

He also commentated at four Olympic Games (Atlanta, Sydney, Athens and Beijing), and three Commonwealth Games.

One of the ABC's senior cricket commentators, Glenn broadcast over 110 Tests and One Day Internationals, covering overseas tours against Sri Lanka, India, Pakistan, England and New Zealand.

But all through this period, Glenn was a sufferer of mental illness and in early 2011 he descended into a highly depressive state that resulted in him inexplicably resigning his dream position at the ABC and making an attempt on his own life. After overcoming his personal demons and reshaping his life, Glenn now aims to try and prevent others from enduring the torturous path he did by candidly speaking about his own journey.

*Glenn Mitchell appears by arrangement with Cheri Gardiner & Associates*

## Grace Tame

**After being raped and sexually abused by her maths teacher when she was just 15 years old, Grace Tame has spent the last 10 years turning her traumatic experience into being an advocate for survivors of child sexual abuse and a leader of positive change.**

Recognising the injustice of Tasmania's gag order that prevented survivors from self-identifying publicly, Grace offered her story to the #LetHerSpeak campaign created by Nina Funnell, along with the stories of 16 other brave survivors. In 2019, she finally won the court order to speak out under her own name, making her the state's first female child sexual abuse survivor to do so.

Now, 26 and based in Hobart, Grace is dedicated to eradicating child sexual abuse in Australia, and supporting the survivors of child sexual abuse.

Her focus is around enabling survivors to tell their stories without shame, educating the public around the process and lasting effects of grooming and working with policy and decision-makers to ensure we have a federal legal system that supports the survivors, not just perpetrators.

She is also a passionate yoga teacher, visual artist, and champion long-distance runner, having won the 2020 Ross Marathon in a female course record time of 2:59:31.

Grace is the 2021 Australian of the Year.



## Liam Bartlett

**60 Minutes reporter, host of Radio LPR's morning program, award winning broadcaster and journalist**

Having spent nearly 30 years working in Australian media, Liam is one of Perth's highest profile journalists and public broadcasters.

With a Bachelor of Economics from the University of Western Australia, he has held a series of high profile positions across all three major platforms – television, radio and print. His roles have included hosting the State-based 7.30 Report on ABC TV, news anchor at STW Channel Nine in Perth, reporting for the Nine Network's Melbourne bureau of A Current Affair, columnist and feature writer for News Limited through the Sunday Times and the host of prime-time talkback shifts on Radio 6PR and 720 ABC Perth.

*Liam Bartlett appears by arrangement with Cheri Gardiner & Associates*

## Convention Breakfast – Jelena Dokic

**Jelena Dokic has had a storied and well-documented life and tennis career both on and off the tennis court. She started playing tennis when she was six years old and very quickly became the national champion in multiple age groups. However, the war erupted in former Yugoslavia and the family was forced to escape twice. Jelena and her family were refugees before settling in Australia when she was 11 years old.**

In 1998, as a 15-year-old, Jelena won the US Open junior title and the French Open doubles title. She became number 1 junior in the world in 1998 and also made a Fed Cup debut the same year winning both her singles matches and becoming the youngest player ever to represent Australia in the Fed Cup.

In early 1999, still only 15 she won the Hopman Cup for Australia partnering Mark Philippoussis and also reached the 3rd round of the Australian Open at 15. Later that year at the age of 16, she caused one of the biggest upsets in tennis history beating world number 1 Martina Hingis as a qualifier. It still remains the only time a world number 1 has lost to a qualifier at Wimbledon. She went on to reach the quarter-finals of Wimbledon that year and it catapulted Jelena to prominence on the world stage.

In 2001 Jelena won her first WTA singles title in Rome. She went on to win two more titles that year and reach the top 10 in the world at the age of 18. At the age of 19 she reached world number 4.

After a string of injuries and a battle with depression, Jelena made a comeback to tennis in 2008 and had an incredible run at the 2009 Australian Open reaching the quarterfinals and also winning her first WTA title in nine years in Kuala Lumpur. Jelena's latter part of her career was riddled with injury and illness which forced her to retire early.

Jelena has penned the best-selling autobiography *Unbreakable*, a book which details her career and her life. In the book, she details the struggles of being a refugee, dealing with poverty, racism, bullying, and discrimination. She also talks about the physical and emotional abuse she suffered for over 20 years at the hands of her father which started when she was just six years old.

Jelena now pours her efforts into commentary and TV work for Channel 9, Fox Sports and Tennis Australia. She does work for multiple radio stations and she regularly writes columns.

*Jelena Dokic appears by arrangement with ICMI*

# THE PROGRAM

## SUNDAY, 19 September (pre-conference)

| | |
|---|---|
| 2:30pm – 6:00pm | Delegate Service Desk open for Convention Registration |
| 3:00pm – 5:00pm | **Mayors and Presidents' Forum** (separate registration – by invitation only) |
| 5:00pm – 6:30pm | **Opening Welcome Reception**<br>A welcoming space to network your way through an evening of food, beverages, music and friendly conversation. Included in Full Delegate Registration. |

## Monday, 20 September

| | |
|---|---|
| 7:00am | Delegate Service Desk open for Convention Registration |
| 7:00am – 8:30am | **ALGWA (WA) AGM and Breakfast ($70)**<br>Register online via Delegate Registration.<br>Other enquiries to Cr Karen Wheatland, City of Melville - 0401 335 642 or CrKaren.Wheatland@melville.wa.gov.au |
| 7:30am – 8:45am | **Breakfast with Heads of Agencies**<br>This breakfast is for Mayors, Presidents and CEOs only and invitations will be sent directly. Sponsored by Aware Super. |
| 9:00am – 12:45pm | **WALGA Annual General Meeting** (includes recognition of Honours Award recipients) |
| 12:45pm – 1:45pm | Lunch for AGM attendees |
| 12:45pm – 1:45pm | **2021 Honour Awards Lunch** (by invitation only) |
| 1:50pm – 3:00pm | **Opening Keynote Speaker: The Honourable Julie Bishop** |
| 3:00pm – 3:40pm | Afternoon Tea |
| 3:40pm – 5:00pm | **Local Government, a Federal Perspective**<br>**Hon Mark Coulton MP**, Minister for Regional Health, Regional Communications and Local Government<br>**Hon Jason Clare MP**, Shadow Minister for Regional Services, Territories and Local Government; Housing and Homelessness<br>Moderated by **Liam Bartlett** |
| 6:30pm – 11:00pm | **Gala Dinner, Optus Stadium** ($165)<br>Put aside business for the night and enjoy a stunning view, food, drinks and dancing<br>Includes announcement of #shoWcAse in Pixels winners |

# Tuesday, 21 September

| | |
|---|---|
| 7:00am | Delegate Service Desk open for Registration |
| **7:00am – 8:45am** | **PHAIWA Local Government Policy Awards and Breakfast**<br>For more information or to register for this breakfast, please visit www.phaiwa.org.au |
| **7:30am – 8:45am** | **Convention Breakfast with Jelena Dokic** ($95) |
| **8:50am** | **Minding Your Mental Health** - Panel Discussion<br>Aboriginal and non-Aboriginal mental health is an issue that all Australians need to confront to offer genuine support and care for those affected and to help mitigate risks in workplaces and interactions. Local Government in particular, with its role as a major employer and provider of community services, needs to continuously explore how mental health issues manifest and evolve to best inform their options in responding.<br>**Hon Pru Goward**, former Cabinet Minister<br>**Greg Hire**, Founder, A Stitch in Time<br>**Glenn Mitchell**, former leading ABC sports broadcaster |
| **10:00am** | **State and Federal Political Insights**<br>A conversation centred on the political landscape including the current State Government's performance following the recent State Government Election and an overview of Federal Government initiatives, emerging critical issues and the media response.<br>**Paul Kelly**, Editor-at-Large, *The Australian*<br>**Anthony De Ceglie**, Editor-in-Chief, *The West Australian* |
| 10:40am – 11:15am | Morning Tea |

11:15am

## CONCURRENT SESSIONS

### Recovery from Emergencies in WA

Western Australia communities have been hit hard by emergencies in 2021. In February, a fire ignited in the Wooroloo area in the Shire of Mundaring. The blaze rapidly escalated to a level 3 fire, burning for almost a week and crossing two Local Government areas, destroying 86 homes and causing widespread damage.

In April, Tropical Cyclone Seroja made landfall between Kalbarri and Port Gregory. Winds of up to 170 kilometres an hour left a trail of destruction over 35,000 square kilometres of Western Australia. Throughout 10 Local Government areas; it destroyed homes, businesses, resorts, sheds, fences and water stations, leaving thousands of people homeless and without power and communication for extended periods.

Whilst Local Government has the legislative responsibility for recovery, the scale and significance of both of these recovery effects, has seen the State appoint a State Recovery Controller for each of these events to lead the whole of government approach to recovery efforts.

During this session, we will hear the experience of those involved and learn about how they managed the unique challenges of these extensive recovery efforts.

### Governance: Roles & Responsibilities

The purpose and intent of the Local Government Act 1995 is to provide efficient and effective good governance to communities. Inherent in this purpose and intent is the separation of powers principle which, as Parliament considered when the Act was introduced in 1993, stated ' ...there will be clear specifications of the roles of key players ... to promote efficiency ...and to avoid conflicts caused by uncertainty...".

The question of separation of powers remains a focus of Local Government advocacy and has featured in the Final Report of the Local Government Review Panel, Report of the Inquiry into the City of Perth and Select Committee into the Local Government Final Report.

This session will examine why this remains a topic of interest to the sector, scenarios that led to commentary in recent Reports and how proposals for improvements in role clarity will foster efficient and effective Local Government.

### Elected Members:
### Champions of economic resilience and community prosperity

As community leaders and key decision makers, Elected Members have an important role to play in supporting local economic development and prosperity. This session provides a valuable opportunity to get exclusive access to Economic Development Australia's (EDA's) new economic development education and training program and will cover important topics such as:

- principles for economic development planning
- leading recovery and building resilience for your community; and
- being an Economic Development Champion - promoting economic prosperity for your community

Economic Development Australia (EDA) is the national peak body for economic development professionals.

LEADING THE WAY

# Tuesday, 21 September (continued)

12:45pm – 1:40pm Lunch

**1:40pm** CONCURRENT SESSIONS

### Bushfire Volunteers

Western Australians in rural and pastoral areas rely heavily on Bush Fire Brigade volunteers to keep them safe from the threat of fire. Local Governments are responsible for administering and training the 19,500 volunteers in 565 bushfire brigades around the State.

This session will provide the latest information on volunteer workplace health and safety obligations, training opportunities and the changing landscape in attracting and retaining bushfire volunteers.

### Local Government Audits

The WA State Government amended legislation and regulations to provide for the Auditor General to be responsible for undertaking Local Government audits effective from 1 July 2018. The Office of the Auditor General (OAG) phased in over three years the responsibility for undertaking the audits previously carried out by Local Government appointed commercial contract auditors.

This session will provide information on the:

- Experience of initial three years of financial audits
- Lessons learnt from the OAG perspective
- OAG perspective on Local Government financial statutory provisions
- Expectations for future auditing
- Overview of Local Government Performance Audits and future focus

### Waste Avoidance and the impact of the Waste Export Bans

In WA, the majority of material that is recycled through the kerbside recycling bin is exported for reprocessing and use in new products. That's all set to change with the introduction of export bans for plastic, paper and cardboard. As of 1 July 2021, mixed plastic, which is about 4% of what is collected through the kerbside recycling bin, will no longer be able to be exported and will be reprocessed locally. While this is a good outcome in relation to increasing transparency of where material goes, it is likely to have a financial impact on the costs of kerbside recycling.

This session will outline the impact of the export bans, the local processing options being developed and ultimately the best thing that Local Government and the community can do with waste – avoid it completely.

3:10pm- 3:45pm Afternoon Tea

**3:45pm** **Closing Speaker: Grace Tame**

4:45pm Official Close of the 2021 Local Government Convention

# Wednesday, 22 September (post-conference)

8:30am — Delegate Service Desk open

**9:00am – 11:30am**

**Field Trip: Bushmead Estate, Shaped by Nature ($70)**

Bushmead Estate, 16 km east of Perth's CBD, is a new land development located in the City of Swan that has placed the pristine natural bushland at the forefront of design, with every household connected to the bush. The development which will eventually be home to around 950 new dwellings aims to minimise the environmental footprint and places high importance on the retention of trees within the development. Bushmead is also one of the few estates in Western Australia to have received 6-Leaf EnviroDevelopment Accreditation, ensuring sustainable living for residents.

The land developer, Cedar Woods, will discuss the sustainability features of the estate and the process involved around tree retention from planning to construction, and participants will view a development shaped by the natural site features and experience the parks and walking trails of this unique community.

Includes bus transfers from Crown Perth and Morning Tea.

**9:00am – 12:00pm**

**Field Trip: Construction Futures Centre ($70)**

CTF Construction Training Fund

Construction Training Fund (CTF) is a government statutory authority creating a skilled Western Australian construction workforce. It collects a training levy, helps pay for training, conducts research, showcases training and career opportunities and makes a contribution to building our communities. It also operates an interactive venue, the Construction Futures Centre in Belmont, designed to educate school aged children, young adults and others to consider the many job options on offer within the industry.

Join this tour to explore a range of virtual and augmented reality technologies, artefacts, videos, games and static displays that offer a unique insight into the scope of WA's building and construction industry.

Includes bus transfers from Crown Perth and Morning Tea.

**9:30am – 3:00pm**

**WALGA Forum on Aboriginal Engagement and Reconciliation**

Hear from State Government on key Native Title Settlements in WA, and learn from Local Governments about the process of commencing Reconciliation Action Plans (RAPs) through to embedding reconciliation activities as core business. Join Traditional Owners and Aboriginal leaders for a round-table yarn on opportunities and barriers experienced by local Aboriginal communities, and the positive impact Local Government can make. The program will cover Aboriginal engagement methods, employment and economic opportunities, cultural awareness and interpretation, and traditional ecological knowledge in landcare.

Separate registration - CLICK HERE for more information

# PARTNER ACTIVITIES

Registration is required for all activities – prices include GST. Please contact WALGA for more information should your partner be interested in attending a particular conference session.

## SUNDAY, 19 September

### Fremantle Tour

8:30am – 4:00pm $175

Departing Crown Perth at 8.30am we make our way to Fremantle where you will be taken on a private tour of Fremantle Prison. Following the tour, we will replenish ourselves with a two-course lunch at the National Hotel. From there we do a short walking tour of Fremantle before heading back to Crown Perth via train.

**Please note:** We recommend comfortable walking shoes for this tour.

**Includes:** Coach transfer, morning tea, tour of Fremantle Prison, Lunch at the National Hotel, walking tour, return train to Crown Perth and Guide

(Minimum 15 – maximum 20)

### Opening Welcome Reception

5:00pm – 6:30pm $85

## MONDAY, 20 September

### Shaken not Stirred Cocktail Course

2:00pm – 4:00pm $90

Get ready to have fun and learn how to make cocktails! Held at Crown Perth, your Cocktail Master will teach you insider mixologist techniques and fun facts about each cocktail. All you have to do is sip and enjoy while the demonstrations are given and the ingredients for the next cocktail are prepared.

**Includes:** 2-hour cocktail course

(Minimum 15 maximum 35)

### Convention Gala Dinner at Optus Stadium

6:30pm – 11:00pm $165

## TUESDAY, 21 September

### Breakfast with Jelena Dokic

7:30am – 8:45am $95

### Optus Stadium Tour and Morning Tea

8:30am – 11:30am $70

This private tour presents an exclusive opportunity to explore Optus Stadium. It will be followed by morning tea at the gorgeous City View Cafe.

**Please note:** We recommend comfortable walking shoes for this tour and a reasonable level of fitness as there is a lot of walking involved.

**Includes:** Guide, Morning Tea and Private Tour of Optus Stadium.

(Minimum 12 – maximum 20)

### Matagarup Bridge Climb and Zip

12:30pm – 4:00pm $175

Dare if you will, to climb Matagarup Bridge and Zip down. Afterwards we will have celebratory drinks and nibbles at The Camfield Tavern.

**Includes:** Matagarup Bridge Zip & Climb Adventure for 2 hours. Drinks & Nibbles and Guide

(Minimum 8 – maximum 16)

# GENERAL INFORMATION

## ONLINE CONVENTION REGISTRATIONS

**Visit www.walga.asn.au/lgc21 to complete your registration online**

Full Delegate fees cover the daily conference program, lunches, refreshments, and the Opening Reception on Sunday, 19 September. The Convention Gala Dinner on Monday evening and Convention Breakfast on Tuesday morning are optional, and a ticket fee applies.

## Convention Fees

Prices are per person and are all inclusive of GST.

Deadline for all Registrations is
**Wednesday, 1 September 2021**

| | |
|---|---|
| **Convention Registration** | |
| Full Delegate | $1200 |
| WALGA Life Members | Complimentary |
| Corporate | $1500 |
| **Optional Extras** | |
| ALGWA AGM and Breakfast (Monday) | $70 |
| Gala Dinner at Optus Stadium (Monday) | |
| Delegates/Exhibitors/Partners | $165 |
| Life Members and their partners | $95 |
| Convention Breakfast with Jelena Dokic (Tuesday) | $95 |
| **Partners/Guests** | |
| Opening Reception (Sunday) | $85 |
| Lunch (Monday/Tuesday) | $50 |
| Partner Tours | Individual tour fees as listed |

*Please contact WALGA for more information should your partner like to attend a particular conference session.*

## Changes to your registration

You can modify your online booking at any time before the close of registrations. Once you have completed your registration, an email with your confirmation number will be emailed to you. Click on the link and enter your confirmation number to make any changes or additions to your reservation.

**Registration cancellations** must be advised **in writing** prior to the deadline date of **Wednesday, 1 September**. Thereafter full fees are payable. Alternatively, a registration may be transferred to another member of the Council.

## Special Requirements

Special dietary requirements, mobility or any other special needs should be indicated when registering – WALGA will use its best endeavours to meet these requests.

## Accommodation

Hotel information is available at www.walga.asn.au/lgc21. Reservations are to be made direct with hotel. Please note that city hotels have limited guest parking so please clarify these arrangements when booking.

## Crown Perth Parking

There is a range of free, paid, undercover and open car parks at Crown Perth, including over 3000 free parking bays available across the property plus 50 accessible ACROD parking bays.

To view the Crown Perth Parking Map, please CLICK HERE. Access to Crown Perth is also available via train (Armadale & Thornlie Lines), bus (Great Eastern Highway) and taxi/ride share.

Information in this brochure is correct at time of printing but may be subject to change.

## ENQUIRIES

Ulla Prill, Event Manager | T 08 9213 2043 | E registration@walga.asn.au