



Chq/EFT	Date	Name	Description	Amount
20596	07/03/2023	Dept of Primary Industries and Regional Development (Bunbury)	Saleyards - Non-farming PIC Re-registration 26/03/2023-25/03/2026	-76.50
20597	07/03/2023	Robert Rudd	Refund Flax Mill Caravan Park CMF Long Term Booking Deposit	-20.00
20598	13/03/2023	Pivotel	GPS Tracking Service - Grader and Transfer Station Feb2023	-62.00
20599	23/03/2023	Pivotel	GPS Tracking Service - Grader and Transfer Station Mar2023	-62.00
TOTAL MUNI CHEQUES to 31 March 2023				-220.50




Chq/EFT	Date	Name	Description	Amount
EFT13759	07/03/2023	AMPAC Debt Recovery (WA) Pty Ltd	Rates Collection Commissions and Costs Feb2023	-687.25
EFT13760	07/03/2023	Australia Post	Postage Feb2023	-400.44
EFT13760	07/03/2023	Australia Post	Annual PO Box Rental	-153.00
EFT13761	07/03/2023	Australian General Practice Accreditation Limited AGPAL	Medical Centre - Practice Accreditation Self-Assessment Fee	-1,320.00
EFT13762	07/03/2023	Australian Services Union	Payroll Deductions	-51.80
EFT13763	07/03/2023	Boyup Brook Accommodation	Accommodation for CEO Recruitment Consultant 15/02/2023	-99.00
EFT13764	07/03/2023	Boyup Brook Tourism Association Inc.	Tourist Centre - Shire Contribution to Electricity 13/12/2022-13/02/2023	-274.67
EFT13765	07/03/2023	Bunnings Group Ltd	Flax Mill Caravan Park Overflow - Line Marking Paint	-300.00
EFT13766	07/03/2023	Darren Long Consulting	Assistance with Financial Reporting, Budgeting and Audits Jan2023	-5,706.25
EFT13767	07/03/2023	Department of Mines, Industry Regulation and Safety BSL	BSL Collected Feb2023	-1,178.25
EFT13768	07/03/2023	Dinninup Volunteer Bush Fire Brigade	Fire Mitigation Burn (5965) Boyup Brook-Arthur Rd	-3,000.00
EFT13768	07/03/2023	Dinninup Volunteer Bush Fire Brigade	Community Grant Funding 2022/23 - Auxiliary Trailer and Equipment	-7,670.00
EFT13769	07/03/2023	Fair Work Legal Advice	Legal Advice - Employment Law	-550.00
EFT13770	07/03/2023	Gary Martin Chambers	LRCI Wilga Hall Refurbishment - Decking Works Deposit	-4,000.00
EFT13771	07/03/2023	IPEC Pty Ltd (Toll)	Freight Jan2023	-67.43
EFT13772	07/03/2023	Jason Forsyth	Reimburse Depot Catering Feb2023	-52.28
EFT13773	07/03/2023	Kathleen & Ian McAlister	Refund Flax Mill Caravan Park CMF Long Term Booking Deposit	-20.00
EFT13774	07/03/2023	Lamat Cleaning (The Bogar Unit Trust t/as)	Various Shire Buildings - Cleaning Feb2023	-2,160.00
EFT13775	07/03/2023	Landgate	Valuations Jun2022-Jan2023	-227.90
EFT13776	07/03/2023	Marketforce Pty Ltd	Town Hall Tender Ad in The West Australian 31/01/2023	-453.20
EFT13777	07/03/2023	Mathwin Transport	Swimming Pool Freight Feb2023	-153.67
EFT13778	07/03/2023	Michelle Shaw	Reimburse BBELC Equipment	-155.10
EFT13779	07/03/2023	Neverfail Springwater Limited	Council and Staff Drinking Water	-46.40
EFT13780	07/03/2023	Officeworks Superstores Pty Ltd	BBELC Stationery	-147.46
EFT13781	07/03/2023	Procurement Plus	Procurement Advisory Subscription Service to 30/06/2023	-594.00
EFT13782	07/03/2023	QI Franchise Management Pty Ltd (Quest Innaloo)	Accommodation - CDO Training 23/02/2023	-171.00
EFT13783	07/03/2023	SOS Office Equipment	Photocopier Billing Feb2023 including Community Newsletters	-914.82
EFT13784	07/03/2023	Shire of Boyup Brook	BSL Commission Feb2023	-5.00
EFT13785	07/03/2023	Synergy (Electricity Generation and Retail Corporation t/as)	Electricity Across Shire Facilities to 24/02/2023	-380.62
EFT13786	07/03/2023	Telstra Limited	Telephone Across Shire Facilities to 01/04/2023	-1,219.27
EFT13787	07/03/2023	The Brook Takeaway	Catering Jan2023	-304.00
EFT13788	07/03/2023	Vorgee Pty Ltd	Swimming Pool Equipment	-638.00
EFT13789	13/03/2023	ABCO Products Pty Ltd	Various Shire Buildings - Cleaning Supplies	-212.81
EFT13790	13/03/2023	AFGRI Equipment Australia Pty Ltd	Rylington Park - Auger Parts	-85.32
EFT13791	13/03/2023	Amity Signs	Street Signs	-372.90
EFT13792	13/03/2023	Ampol Petroleum Distributors Pty Ltd	Fuel Feb2023	-10,979.10
EFT13793	13/03/2023	Ausmic Pest Control (Rol-Wa Pty Ltd)	Admin - Pest Control	-55.00
EFT13794	13/03/2023	BT Equipment Pty Ltd t/a Tutt Bryant Equipment	P217 Sumitomo 2010 SH210LC-5 Excavator 20t - Parts	-1,012.91
EFT13795	13/03/2023	Benjamin Frewen	Rylington Park - Shearer Training	-3,980.00
EFT13796	13/03/2023	Boyup Brook Community Resource Centre	Boyup Brook Gazette Advertising Mar2023	-460.95
EFT13797	13/03/2023	Boyup Brook Pharmacy (Westphal Family Trust)	Medical Supplies	-25.49
EFT13798	13/03/2023	Boyup Brook Tyre Service	P224 John Deere 622GP Motor Grader - Parts	-660.00
EFT13799	13/03/2023	Bridgetown Boarding Kennels & Cattery	Animal Impound Kennel Fees Feb2023	-423.50
EFT13800	13/03/2023	Cleanaway Daniels Services Pty Ltd	Medical Centre - Sharps Disposal Jan-Feb2023	-286.62
EFT13801	13/03/2023	Commercial Netmakers Pty Ltd	Depot Dam - Egress Nets	-3,630.00
EFT13802	13/03/2023	Echo Field Pty Ltd T/as SprayMow Services	Rec Grounds - Weed Spraying	-968.00
EFT13803	13/03/2023	Emerge Office Pty Ltd	EA Printer Toner	-544.61
EFT13804	13/03/2023	Focus Networks	Monthly Device Management Fees Feb2023	-2,825.90
EFT13805	13/03/2023	Geoff Leeson's Radiator Centre	P225 Isuzu GIGA CXY 2012 Prime Mover - Parts	-1,100.00
EFT13806	13/03/2023	Hales Electrical	Music Park - Replace Damaged GPOs	-770.00
EFT13807	13/03/2023	Hastie Waste	Rylington Park - Bulk Waste Collection Feb2023	-115.00
EFT13808	13/03/2023	Haycom Technology	Medical Centre IT Consulting Fees Feb2023	-1,901.90
EFT13809	13/03/2023	Hersey's Safety Pty Ltd	Expendable Tools	-462.00
EFT13810	13/03/2023	IPEC Pty Ltd (Toll)	Freight Jan-Feb2023	-108.36
EFT13811	13/03/2023	Interfire Agencies	ESL VBFB PPE	-1,688.22
EFT13812	13/03/2023	Kojonup Agricultural Supplies (t/f KAS Unit Trust)	Rylington Park - Stock Treatment	-565.04
EFT13813	13/03/2023	Malatesta Group Holdings Pty Ltd	Road Maintenance Supplies	-1,012.00
EFT13814	13/03/2023	Manjimup Liquid Waste	Various Shire Buildings - Septic Pumpouts	-3,080.00
EFT13815	13/03/2023	Marketforce Pty Ltd	Council Meeting Dates Notice in The West Australian 08/02/2023	-438.66
EFT13816	13/03/2023	Mayanup Mechanical	Rylington Park - Auger Parts	-129.20
EFT13817	13/03/2023	Neverfail Springwater Limited	Council and Staff Drinking Water	-153.00
EFT13817	13/03/2023	Neverfail Springwater Limited	Medical Centre - Annual Cooler Rental	-154.00
EFT13818	13/03/2023	Old Dog Dirt & Diesel	P192 Mazda BT-50 3.2i 4x2 (Mechanic) - Parts	-116.90
EFT13819	13/03/2023	Paul Hick	Rylington Park - Shearer Training	-4,308.70
EFT13820	13/03/2023	Rear's Electrical & Mechanical Services Pty Ltd	Flax Mill Caravan Park - Replace Faulty RCD	-132.00
EFT13821	13/03/2023	Rusty's Plumbing and Gas	Flax Mill Caravan Park Overflow - Waste Pipe Repair	-300.00
EFT13822	13/03/2023	Safe Farms WA	Rylington Park - Safety System Annual Renewal to 28/02/2024	-544.50
EFT13823	13/03/2023	Sigma Chemicals (Sigma Companies Group Pty Ltd)	Swimming Pool - Testing Supplies	-69.30
EFT13824	13/03/2023	Smartsheet Australia Pty Ltd	Smartsheet Annual Subscription to 25/02/2024	-3,168.00
EFT13825	13/03/2023	Statewide Bearings	Expendable Tools	-72.16
EFT13826	13/03/2023	Stewart & Heaton Clothing Co. Pty Ltd	ESL Emergency Tabard Kits	-454.08
EFT13827	13/03/2023	Synergy (Electricity Generation and Retail Corporation t/as)	Rylington Park Electricity to 07/02/2023	-1,323.29
EFT13828	13/03/2023	T-Quip	P230 Toro Ground Master 7210 - Parts	-578.35
EFT13829	13/03/2023	Telstra Limited	Telephone Across Shire Facilities to 22/02/2023	-945.06
EFT13830	13/03/2023	The Right Stuff for Landholders	Family Stop Centre - Retic Supplies	-153.21
EFT13831	13/03/2023	The Treehouse Coffee Lounge (JP Rice & NM Rice t/as)	Catering Mar2023	-140.00
EFT13832	13/03/2023	Winc Australia Pty Limited	Gym Cleaning Supplies	-205.26
EFT13832	13/03/2023	Winc Australia Pty Limited	Depot Stationery and Cleaning Supplies	-342.77
EFT13832	13/03/2023	Winc Australia Pty Limited	Admin Stationery	-96.14
EFT13833	13/03/2023	activ8me (Australian Private Networks Pty Ltd)	GP Houses, Rylington Park and Swimming Pool Internet Mar2023	-342.70
EFT13834	20/03/2023	Australian Services Union	Payroll Deductions	-51.80
EFT13835	20/03/2023	Axiom Design Partners	Flax Mill Interpretive Signage Design	-2,902.19
EFT13836	20/03/2023	Beilby Downing Teal Pty Ltd	CEO Recruitment and Selection Consultancy	-8,692.44
EFT13837	20/03/2023	Boyup Brook IGA	Purchases Feb2023	-302.19
EFT13838	20/03/2023	Community Mental Health Action Team (CoMHAT) Inc	Community Grant Funding 2022/23 - Wellness Festival	-5,500.00
EFT13839	20/03/2023	Darren Long Consulting	Assistance with Financial Reporting, Budget Review and Audits Feb2023	-4,675.00



Chq/EFT	Date	Name	Description	Amount
EFT13840	20/03/2023	Dr Anthony G S King	Pre-employment Medical - Rates Officer	-195.00
EFT13841	20/03/2023	Focus Networks	Monthly Managed IT Services and Microsoft Office Subscription Mar2023	-2,862.41
EFT13842	20/03/2023	Genie Solutions Pty Ltd	Medical Centre Quarterly Licence and Support Fee Apr-Jun2023	-1,133.75
EFT13843	20/03/2023	Great Southern Shearing Pty Ltd	Rylington Park - Wool Handling Training	-4,647.50
EFT13844	20/03/2023	IPEC Pty Ltd (Toll)	Freight Feb2023	-637.99
EFT13845	20/03/2023	Internode Pty Ltd	Depot, Admin and BBELC Internet Apr2023	-329.97
EFT13846	20/03/2023	Kojonup Agricultural Supplies (ttf KAS Unit Trust	Rylington Park - Lime	-4,245.59
EFT13847	20/03/2023	Local Government Professionals Australia WA	FM Registration Finance Professionals Conference 2023	-1,395.00
EFT13848	20/03/2023	Macco Feeds Australia (The Bessell Trust t/as)	Rylington Park - Sheep Minerals	-575.19
EFT13849	20/03/2023	Marcus Raymond Gifford	Rylington Park - Contract Harvesting 2022	-13,893.00
EFT13850	20/03/2023	Node1 Pty Ltd	Admin NBN Apr2023	-227.00
EFT13851	20/03/2023	Rusty's Plumbing and Gas	Rylington Park - Replace House HWS	-2,670.00
EFT13852	20/03/2023	Stewart & Heaton Clothing Co. Pty Ltd	ESL Emergency Tabard Kits	-245.26
EFT13853	20/03/2023	Synergy (Electricity Generation and Retail	Electricity Across Shire Facilities to 27/02/2023	-11,060.11
EFT13854	20/03/2023	TelephonesOnline Pty Ltd (ttf Telbrin Trust t/as)	Medical Centre - Telephone Handsets	-280.15
EFT13855	20/03/2023	The Treehouse Coffee Lounge (JP Rice & NM Rice	Medical Centre - Catering Mar2023	-24.00
EFT13856	20/03/2023	The Trustee for the Harley Trust (Harley Transport Pty Ltd)	Rylington Park - Freight Mar2023	-574.20
EFT13857	20/03/2023	Veolia Recycling & Recovery (Perth) Pty Ltd	Waste Collection Feb2023	-7,739.42
EFT13858	20/03/2023	Warren Blackwood Alliance Of Councils	WBAC Project Contributions 2022-23	-20,675.60
EFT13859	21/03/2023	Ampol Petroleum Distributors Pty Ltd	Fuel Feb2023	-3,870.86
EFT13860	21/03/2023	Bridgetown Carpets & Floorcoverings	Men's Shed - Vinyl Flooring	-4,190.00
EFT13861	21/03/2023	Gary Martin Chambers	LRCI Wilga Hall Refurbishment - Decking Works	-16,000.00
EFT13862	21/03/2023	Intellife Group Ltd	Eulin Crossing Rd - Roadside Tree Mulching	-10,335.60
EFT13863	23/03/2023	Ben Robinson	Reimburse Accommodation - FM Training 21-22 Mar 2023	-780.30
EFT13864	23/03/2023	Bridgetown Pottery Restaurant (B&P Mills t/as)	Rylington Park - Ladies Day Catering	-6,171.00
EFT13865	23/03/2023	Emerge Office Pty Ltd	Licensing Printer Toner	-196.90
EFT13866	23/03/2023	Local Government Professionals Australia WA	DCEO - LG Pro Membership 2022/23	-265.51
EFT13867	23/03/2023	Manjimup Glass Service	Football Club Rooms - Window Repairs	-766.70
EFT13868	23/03/2023	Nicola Jones	Reimburse Shire Event Purchases	-252.98
EFT13869	27/03/2023	AFGR1 Equipment Australia Pty Ltd	Purchases Feb2023	-3,037.96
EFT13870	27/03/2023	Amity Signs	Road Signage - Jayes Bridge	-4,416.50
EFT13871	27/03/2023	BOC Limited	Gas Cylinder Rental Feb2023	-57.92
EFT13872	27/03/2023	Black Box Control Pty Ltd	Monthly Grader Tracking Service Mar2023	-101.85
EFT13873	27/03/2023	Blackwood Plant Hire	Emergency Bushfire Works per FCO 09/03/2023	-968.00
EFT13874	27/03/2023	Blackwoods	Depot PPE	-270.12
EFT13875	27/03/2023	Boyup Brook Co - Operative	Purchases Feb2023	-3,940.25
EFT13876	27/03/2023	Boyup Brook IGA	Rylington Park - Shearing School Catering Feb2023	-1,454.60
EFT13877	27/03/2023	Boyup Brook Tyre Service	P137 Tarpot Trailer - Tyres	-220.00
EFT13878	27/03/2023	Bridgetown Paint Sales	Expendable Tools	-15.00
EFT13879	27/03/2023	Bridgetown Timber Sales	Rylington Park - Building Maintenance Supplies	-172.69
EFT13880	27/03/2023	Echo Field Pty Ltd T/as SprayMow Services	Rural Roadside Verge Spraying	-3,030.72
EFT13881	27/03/2023	Erlanda and Mark Deas	Reimburse Rylington Park Pump Parts	-693.00
EFT13881	27/03/2023	Erlanda and Mark Deas	Reimburse Rylington Park MeatUp Forum Registration	-25.00
EFT13881	27/03/2023	Erlanda and Mark Deas	Reimburse Rylington Park Ladies Day Stationery	-91.95
EFT13882	27/03/2023	Farm Life Fitness	Rylington Park - Ladies Day Speaker	-1,525.00
EFT13883	27/03/2023	IPEC Pty Ltd (Toll)	Freight Feb2023	-529.20
EFT13884	27/03/2023	Kojonup Agricultural Supplies (ttf KAS Unit Trust t/as)	Purchases Feb2023	-298.36
EFT13885	27/03/2023	Malatesta Group Holdings Pty Ltd	Cemetery - Bitumen	-800.00
EFT13886	27/03/2023	My AutoSparky	P225 Isuzu GIGA CXY 2012 Prime Mover - Parts	-198.00
EFT13886	27/03/2023	My AutoSparky	P213 Komatsu WA150-5 Loader 2017 - Repairs	-583.00
EFT13887	27/03/2023	Rear's Electrical & Mechanical Services Pty Ltd	Depot - Lighting Repairs	-353.51
EFT13888	27/03/2023	Rusty's Plumbing and Gas	Flax Mill Caravan Park - Connect Hose Reel	-495.00
EFT13888	27/03/2023	Rusty's Plumbing and Gas	16A Forrest St - Plumbing Repairs	-550.00
EFT13888	27/03/2023	Rusty's Plumbing and Gas	Admin - Urinal Repairs	-350.00
EFT13888	27/03/2023	Rusty's Plumbing and Gas	Depot - Eye Wash Station Repairs	-165.00
EFT13889	27/03/2023	South West Isuzu	P225 Isuzu GIGA CXY 2012 Prime Mover - Parts	-121.14
EFT13890	27/03/2023	Southern Lock & Security	Key Cutting	-20.00
EFT13891	27/03/2023	Sprint Express	Freight Feb2023	-95.70
EFT13892	27/03/2023	Synergy (Electricity Generation and Retail Corporation t/as)	Flax Mill Caravan Park Electricity to 15/03/2023	-1,217.09
EFT13893	27/03/2023	Veolia Recycling and Recovery Pty Ltd	Paper and Cardboard Recycling Collection Feb2023	-1,426.10



Chq/EFT	Date	Name	Description	Amount
DD7880.1	01/03/2023	Sam & Carolyn Mallett Super Fund	Payroll Deductions	-870.80
DD7880.2	01/03/2023	Christian Super	Superannuation Contributions	-234.96
DD7880.3	01/03/2023	MLC Super Fund Plum Super	Superannuation Contributions	-282.24
DD7880.4	01/03/2023	Mercer Super Trust (TTF) - Mercer SmartSuper	Superannuation Contributions	-299.85
DD7880.5	01/03/2023	Prime Super	Superannuation Contributions	-255.01
DD7880.6	01/03/2023	BT Panorama Super	Superannuation Contributions	-279.30
DD7880.7	01/03/2023	Aware Super	Payroll Deductions	-6,469.21
DD7880.8	01/03/2023	Rest Superannuation	Superannuation Contributions	-1,842.87
DD7880.9	01/03/2023	AMP Super Fund - SignatureSuper	Superannuation Contributions	-3,428.11
DD7882.1	02/03/2023	Salary & Wages	Payroll 01Mar2023	-103,308.49
DD7899.1	10/03/2023	Aware Super	Superannuation Contributions	-589.28
DD7899.2	10/03/2023	Australian Super	Superannuation Contributions	-729.61
DD7899.3	10/03/2023	Prime Super	Superannuation Contributions	-1,140.30
DD7899.4	10/03/2023	IOOF Portfolio Service Superannuation Fund	Superannuation Contributions	-380.10
DD7901.1	10/03/2023	Salary & Wages	Payroll 10Mar2023	-4,808.65
DD7905.1	15/03/2023	Sam & Carolyn Mallett Super Fund	Payroll Deductions	-870.80
DD7905.2	15/03/2023	Christian Super	Superannuation Contributions	-211.46
DD7905.3	15/03/2023	MLC Super Fund Plum Super	Superannuation Contributions	-282.24
DD7905.4	15/03/2023	Mercer Super Trust (TTF) - Mercer SmartSuper	Superannuation Contributions	-313.57
DD7905.5	15/03/2023	Prime Super	Superannuation Contributions	-255.56
DD7905.6	15/03/2023	BT Panorama Super	Superannuation Contributions	-279.30
DD7905.7	15/03/2023	HOSTPLUS Superannuation Fund	Superannuation Contributions	-12.35
DD7905.8	15/03/2023	Aware Super	Payroll Deductions	-7,480.78
DD7905.9	15/03/2023	Rest Superannuation	Superannuation Contributions	-1,853.98
DD7907.1	16/03/2023	Salary & Wages	Payroll 15Mar2023	-108,068.90
DD7926.1	29/03/2023	Sam & Carolyn Mallett Super Fund	Payroll Deductions	-870.80
DD7926.2	29/03/2023	Christian Super	Superannuation Contributions	-234.96
DD7926.3	29/03/2023	MLC Super Fund Plum Super	Superannuation Contributions	-282.24
DD7926.4	29/03/2023	Mercer Super Trust (TTF) - Mercer SmartSuper	Superannuation Contributions	-352.80
DD7926.5	29/03/2023	Prime Super	Superannuation Contributions	-250.63
DD7926.6	29/03/2023	BT Panorama Super	Superannuation Contributions	-279.30
DD7926.7	29/03/2023	Aware Super	Payroll Deductions	-6,001.35
DD7926.8	29/03/2023	Rest Superannuation	Superannuation Contributions	-1,878.53
DD7926.9	29/03/2023	AMP Super Fund - SignatureSuper	Superannuation Contributions	-2,439.49
DD7928.1	30/03/2023	Salary & Wages	Payroll 29Mar2023	-99,884.12
DD7929.1	16/03/2023	Shire of Boyup Brook Credit Card	Phoenix Petroleum - Lubricants	-488.24
DD7929.1	16/03/2023	Shire of Boyup Brook Credit Card	JHSM Pty Ltd - Snake Catching Equipment	-628.00
DD7930.1	01/03/2023	Westnet	Admin and Swimming Pool Internet Mar2023	-289.85
DD7930.2	06/03/2023	Stephen & Yvonne Dent	3 Reid Pl FM House - Rent 10/03/2023-23/03/2023	-700.00
DD7930.3	09/03/2023	De Lage Landen Pty Ltd	Rental Agreement for Photocopier DCVII-C5573 Mar2023	-184.80
DD7930.4	10/03/2023	The Bunbury Diocesan Trustees and Anglican Parish of Boyup Brook	18 Barron St GP House - Rent 14/03/2023-27/03/2023	-600.00
DD7930.5	13/03/2023	Western Australian Treasury Corporation	Loan 115 - 3 Rogers Ave	-4,712.81
DD7930.6	20/03/2023	Stephen & Yvonne Dent	3 Reid Pl FM House - Rent 24/03/2023-06/04/2023	-700.00
DD7930.7	23/03/2023	AGDATA Holdings Pty Ltd	Rylington Park - Phoenix Accounting Software	-49.00
DD7930.8	24/03/2023	The Bunbury Diocesan Trustees and Anglican Parish of Boyup Brook	18 Barron St GP House - Rent 28/03/2023-10/04/2023	-600.00
DD7880.10	01/03/2023	Australian Super	Superannuation Contributions	-1,832.16
DD7880.11	01/03/2023	Commonwealth Essential Super	Superannuation Contributions	-285.83
DD7880.12	01/03/2023	Colonial First State Superannuation	Superannuation Contributions	-519.82
DD7880.13	01/03/2023	HESTA	Superannuation Contributions	-285.15
DD7880.14	01/03/2023	Australian Retirement Trust	Superannuation Contributions	-470.40
DD7905.10	15/03/2023	AMP Super Fund - SignatureSuper	Superannuation Contributions	-2,694.46
DD7905.11	15/03/2023	Australian Super	Superannuation Contributions	-1,803.89
DD7905.12	15/03/2023	Commonwealth Essential Super	Superannuation Contributions	-286.85
DD7905.13	15/03/2023	Colonial First State Superannuation	Superannuation Contributions	-544.33
DD7905.14	15/03/2023	HESTA	Superannuation Contributions	-284.19
DD7905.15	15/03/2023	Australian Retirement Trust	Superannuation Contributions	-470.40
DD7926.10	29/03/2023	Australian Super	Superannuation Contributions	-1,859.25
DD7926.11	29/03/2023	Commonwealth Essential Super	Superannuation Contributions	-249.83
DD7926.12	29/03/2023	Colonial First State Superannuation	Superannuation Contributions	-582.94
DD7926.13	29/03/2023	HESTA	Superannuation Contributions	-285.60
DD7926.14	29/03/2023	Australian Retirement Trust	Superannuation Contributions	-470.40
TOTAL DD MUNI ACCOUNT TO 31 March 2023				-378,900.14
DD310323	31/03/2023	Police Licensing	Police Claimed March 2023	-65,297.70
TOTAL DD POLICE LICENSING ACCOUNT TO 31 March 2023				-65,297.70
TOTAL DD BOYUP BROOK EARLY LEARNING CENTRE ACCOUNT TO 31 March 2023				0.00
SUMMARY				
CHQ (Muni Account)				-220.50
DD				-378,900.14
EFT				-250,180.99
TOTAL				<u>-629,301.63</u>
ALL MUNI TRANS TO 31 March 2023				-629,301.63
DD (Police Licensing Account) TO 31 March 2023				-65,297.70
DD (Boyup Brook Early Learning Centre) TO 31 March 2023				0.00



MONTHLY FINANCIAL REPORT

28 FEBRUARY 2023

TABLE OF CONTENTS

	Page
Statement of Comprehensive Income - by Program	2
Statement of Comprehensive Income - by Nature & Type	3
Statement of Financial Activity by Nature	4
Statement of Financial Activity by Program	5
Net Current Position	6
Variance Report	7-8
Statement of Financial Position	9
Statement of Cash Flows	10-11
Progress of the Capital Program	12-13
Major Business Unit Details	14-15
Reserve Accounts	16
Loans	17
Detailed Operating & Non-Operating Accounts	18-43

**SHIRE OF BOYUP BROOK
STATEMENT OF COMPREHENSIVE INCOME
FOR THE PERIOD ENDING 28 FEBRUARY 2023**

		2022-23 ANNUAL BUDGET	2022-23 ANNUAL BUDGET YTD	2022-23 YTD ACTUAL	VARIANCE
	NOTES	BUDGET	YTD	ACTUAL	
EXPENDITURE (Excluding Finance Costs)		\$		\$	
General Purpose Funding		(145,178)	(77,271)	(72,825)	-6%
Governance		(413,820)	(285,357)	(224,491)	-21%
Law, Order, Public Safety		(463,227)	(250,606)	(190,594)	-24%
Health		(1,469,083)	(764,743)	(822,859)	8%
Education and Welfare		(364,318)	(222,383)	-214,980	-3%
Housing		(290,520)	(153,399)	(57,323)	-63%
Community Amenities		(513,481)	(291,085)	(256,753)	-12%
Recreation and Culture		(1,327,709)	(786,695)	(594,953)	-24%
Transport		(4,639,044)	(2,580,105)	(1,010,497)	-61%
Economic Services		(642,550)	(297,540)	(246,158)	-17%
Other Property and Services		(848,431)	(435,498)	(339,085)	-22%
Total Operating Expenditure		(11,117,360)	(6,144,682)	(4,030,518)	
REVENUE					
General Purpose Funding		3,898,556	3,620,409	3,634,081	0%
Governance		0	0	2,000	0%
Law, Order, Public Safety		177,392	101,329	117,211	16%
Health		1,102,800	582,011	355,549	-39%
Education and Welfare		210,000	141,624	13,541	-90%
Housing		211,852	39,752	46,152	16%
Community Amenities		224,823	218,967	230,139	5%
Recreation and Culture		55,995	50,082	59,243	18%
Transport		216,105	202,376	215,159	6%
Economic Services		118,115	55,637	58,848	6%
Other Property & Services		881,227	377,223	808,854	114%
Total Operating Revenue		7,096,865	5,389,410	5,540,777	
Sub-Total		(4,020,495)	(755,272)	1,510,259	
FINANCE COSTS					
Housing		(1,841)	(975)	(975)	0%
Recreation & Culture		(3,354)	(2,003)	(3,354)	67%
Total Finance Costs		(5,195)	(2,978)	(4,329)	
NON-OPERATING REVENUE					
General Purpose Funding	No.3	0		0	
Law, Order & Public Safety	No.5	31,360	31,360	0	-100%
Education & Welfare	No.8	0		0	0%
Recreation & Culture	No.11	95,714	0	20,000	0%
Transport	No.12	2,692,840	1,467,145	1,104,741	-25%
Economic Services	No.13	75,687	0	0	0%
Total Non-Operating Revenue		2,895,601	1,498,505	1,124,741	
PROFIT/(LOSS) ON SALE OF ASSETS					
Housing Profit		0	0	0	
Transport Profit		0	0	0	
Transport Loss		0	0	0	
Total Profit/(Loss)		0	0	0	
NET RESULT		(1,130,089)	740,256	2,630,671	
Other Comprehensive Income					
Changes on revaluation of non-current assets		0	0	0	
TOTAL COMPREHENSIVE INCOME		(1,130,089)	740,256	2,630,671	

"Traffic Lights" Colour Coding:

For the purposes of identifying "material variances" under Local Government (Financial Management) Regulation 34, the Council has defined a formula in Council Policy 2.1.6 (see also Variance Report in these Statements).

To simplify this reporting, a traffic light system is used in the variance column of the Statement of Comprehensive Income and the Rate Setting Statement, as follows:

Revenue:

Green = Actual Revenue is greater than Year-to-Date budgeted revenue by 10% or more

Red = Variance between Actual Revenue and Year-to-Date budget is greater than 10% (lower)

Expenditure:

Green = Actual Expenditure is less than Year-to-Date budgeted expenditure

Red = Variance between Actual Expenditure and Year-to-Date budget is greater than 10% (higher)



SHIRE OF BOYUP BROOK
STATEMENT OF COMPREHENSIVE INCOME
BY NATURE/TYPE
FOR THE PERIOD ENDING 28 FEBRUARY 2023

	2022-23 ORIGINAL BUDGET	2022-23 YTD BUDGET	2022-23 YTD ACTUAL	VARIANCE
Expenses				
Employee Costs	(3,551,787)	(1,622,212)	(2,574,604)	59%
Materials and Contracts	(3,156,906)	(1,280,831)	(902,917)	-30%
Utility Charges	(216,229)	(106,041)	(121,759)	15%
Depreciation on Non-Current Assets	(3,586,909)	(1,737,023)	0	-100%
Interest Expenses	(6,550)	(3,429)	(4,329)	26%
Insurance Expenses	(284,780)	(271,380)	(260,719)	-4%
Other Expenditure	(319,394)	(225,875)	(170,519)	-25%
Total Operating Expenses	(11,122,555)	(5,246,792)	(4,034,848)	
Revenue				
Rates	3,334,797	3,334,047	3,335,306	0%
Operating Grants, Subsidies and Contributions	1,020,146	543,607	571,337	5%
Fees and Charges	1,812,135	1,007,891	776,791	-23%
Interest Earnings	26,150	16,219	16,385	1%
Other Revenue	903,637	279,778	840,958	201%
Total Operating Revenue	7,096,865	5,181,542	5,540,778	
Sub-Total	(4,025,690)	(65,250)	1,505,930	
Non-Operating Grants, Subsidies & Contributions	2,895,601	765,187	1,124,741	47%
Profit on Asset Disposals	0	0	0	0%
Loss on Asset Disposals	0	0	0	0%
	2,895,601	765,187	1,124,741	
Net Result	(1,130,089)	699,937	2,630,671	
Other Comprehensive Income				
Changes on revaluation of non-current assets	0	0	0	
Total Other Comprehensive Income	0	0	0	
TOTAL COMPREHENSIVE INCOME	(1,130,089)	699,937	2,630,671	

SHIRE OF BOYUP BROOK
FINANCIAL ACTIVITY STATEMENT BY NATURE/TYPE
FOR THE PERIOD ENDING 28 FEBRUARY 2023

	2022-23 ORIGINAL BUDGET	2022-23 YTD BUDGET (a)	2022-23 YTD ACTUAL (b)	MATERIAL \$ (b)-(a)	MATERIAL % (b)-(a)/(a)	VAR
OPERATING REVENUE	\$	\$	\$			
Ex-Gratia Rates & Write-offs	2,062	1,312	1390	Within Threshold	Within Threshold	
Operating Grants, Subsidies and Contributions	1,020,146	543,607	571,337	27,731	Within Threshold	
Fees and Charges	1,812,135	1,107,389	776,791	(330,599)	(29.85%)	▼
Interest Earnings	26,150	18,557	16,385	Within Threshold	(11.70%)	
Other Revenue	903,637	385,810	840,958	455,149	117.97%	▲
Profit on Disposal of Asset	0	0	0	Within Threshold	0%	
Total Operating Revenue	3,764,130	2,056,675	2,206,862	152,281		
LESS OPERATING EXPENDITURE						
Employee Costs	(3,551,787)	(1,877,313)	(2,356,555)	(479,242)	25.53%	
Materials and Contracts	(3,156,906)	(1,559,294)	(1,120,966)	438,329	(28.11%)	
Utility Charges	(216,229)	(122,887)	(121,759)	Within Threshold	Within Threshold	
Depreciation on Non-Current Assets	(3,586,909)	(2,026,416)	0	2,026,416	(100.00%)	
Interest Expenses	(6,550)	(3,542)	(4,329)	Within Threshold	22.20%	
Insurance Expenses	(284,780)	(273,405)	(260,719)	12,686	Within Threshold	
Other Expenditure	(319,394)	(284,802)	(170,519)	114,283	(40.13%)	
Loss on Disposal of Asset	0	0	0	Within Threshold	0%	
Total Operating Expenses	(11,122,555)	(6,147,659)	(4,034,848)	2,112,471		
Sub-Total	(7,358,425)	(4,090,984)	(1,827,986)	2,264,751		
NON-CASH OPERATING ACTIVITIES EXCLUDED FROM BUDGET						
Movement in Employee Provisions (Non-current)	44,635	0	0	Within Threshold	0%	
Movement in Accrued Interest Expense	0	0	0	Within Threshold	0%	
(Profit)/ Loss on the disposal of assets	0	0	0	Within Threshold	0%	
Depreciation Written Back	3,586,909	2,026,416	0	(2,026,416)	(100.00%)	▼
Operating Activities Excluded from Budget	3,631,544	2,026,416	0	(2,026,416)		
Sub Total	(3,726,881)	(2,064,569)	(1,827,986)	238,336		
INVESTING ACTIVITIES						
Purchase of Land	0	0	0	Within Threshold	0%	
Purchase Buildings	(795,500)	(581,500)	(95,758)	485,742	(83.53%)	
Purchase Plant and Equipment	(755,260)	(425,760)	(252,740)	173,020	(40.64%)	
Purchase Furniture and Equipment	(17,680)	(17,680)	(9,024)	Within Threshold	(48.96%)	
Infrastructure Assets - Roads	(2,859,709)	(2,369,493)	(1,517,302)	852,191	(35.97%)	
Infrastructure Assets - Footpaths	(75,075)	0	0	Within Threshold	0%	
Infrastructure Assets - Aerodromes	0	0	841	Within Threshold	0%	
Infrastructure Assets - Drainage	(217,203)	(164,703)	(8,088)	156,615	(95.09%)	
Infrastructure Assets - Parks & Ovals	(100,000)	0	0	Within Threshold	0%	
Infrastructure Assets - Recreation	(150,000)	0	(9,781)	Within Threshold	0%	
Infrastructure Assets - Other	(344,179)	(268,907)	(72,755)	196,152	(72.94%)	
Proceeds from Sale of Assets	175,000	75,000	44,545	(30,455)	(40.61%)	▼
Contributions for the Development of Assets	2,895,601	1,498,505	1,124,741	(373,765)	(24.94%)	▼
Amount Attributable to Investing Activities	(2,244,005)	(2,254,538)	(795,321)	1,459,501		
FINANCING ACTIVITIES						
Repayment of Debt - Loan Principal	(21,384)	(10,537)	(17,535)	Within Threshold	66.41%	
Repayment of Debt - Lease Principal	(19,224)	(11,214)	(14,474)			
Transfer to Reserves	(101,000)	(583)	0	Within Threshold	(100.00%)	
Amount Attributable to Financing Activities	(141,608)	(22,334)	(32,009)	0		
Sub Total	(6,112,494)	(4,341,441)	(2,655,316)	1,697,837		
FUNDING FROM						
Transfer from Reserves	154,100	0	0	Within Threshold	0%	
Loans Raised	250,000	0	0	Within Threshold	0%	
Estimated Opening Surplus at 1 July	2,413,807	2,413,807	2,375,392	(38,415)	Within Threshold	
Amount Raised from General Rates	3,332,735	3,332,735	3,333,916	Within Threshold	Within Threshold	
Closing Funds	0	0	0	Within Threshold	0%	
	6,150,642	5,746,542	5,709,308	(38,415)		
NET SURPLUS/(DEFICIT)	38,148	1,405,101	3,053,992	1,648,891		

SHIRE OF BOYUP BROOK
BUDGET REVIEW FINANCIAL ACTIVITY STATEMENT BY FUNCTION/PROGRAM
FOR THE PERIOD ENDING 28 FEBRUARY 2023

	2022-23 ORIGINAL BUDGET	2022-23 YTD BUDGET (a)	2022-23 YTD ACTUAL (b)	MATERIAL \$ (b)-(a)	MATERIAL % (b)-(a)/(a)	VAR
OPERATING REVENUE	\$	\$	\$			
General Purpose Funding	565,821	287,674	300,165	12,491	Within Threshold	
Governance	0	0	2,000	Within Threshold	0%	
Law, Order Public Safety	177,392	101,329	117,211	15,883	15.67%	▲
Health	1,102,800	582,011	355,549	(226,462)	(38.91%)	▼
Education and Welfare	210,000	141,624	13,541	(128,083)	(90.44%)	▼
Housing	211,852	39,752	46,152	Within Threshold	16.10%	
Community Amenities	224,823	218,967	230,139	11,171	Within Threshold	
Recreation and Culture	55,995	50,082	59,243	Within Threshold	18.29%	
Transport	216,105	202,376	215,159	12,783	Within Threshold	
Economic Services	118,115	55,637	58,848	Within Threshold	Within Threshold	
Other Property and Services	881,227	377,223	808,854	431,631	114.42%	▲
Total Operating Revenue	3,764,130	2,056,675	2,206,861	129,414		
LESS OPERATING EXPENDITURE						
General Purpose Funding	(145,178)	(77,271)	(72,825)	Within Threshold	Within Threshold	
Governance	(413,820)	(285,357)	(224,491)	60,866	(21.33%)	
Law, Order, Public Safety	(463,227)	(250,606)	(190,594)	60,011	(23.95%)	
Health	(1,469,083)	(764,743)	(822,859)	(58,116)	Within Threshold	
Education and Welfare	(364,318)	(222,383)	(214,980)	Within Threshold	Within Threshold	
Housing	(292,361)	(154,374)	(58,298)	96,076	(62.24%)	
Community Amenities	(513,481)	(291,085)	(256,753)	34,332	(11.79%)	
Recreation and Culture	(1,331,063)	(788,698)	(598,306)	190,392	(24.14%)	
Transport	(4,639,044)	(2,580,105)	(1,010,497)	1,569,608	(60.84%)	
Economic Services	(642,550)	(297,540)	(246,158)	51,382	(17.27%)	
Other Property & Services	(848,431)	(435,498)	(339,085)	96,413	(22.14%)	
Total operating Expenses	(11,122,555)	(6,147,659)	(4,034,846)	2,100,964		
Sub-Total	(7,358,425)	(4,090,984)	(1,827,986)	2,230,378		
NON-CASH OPERATING ACTIVITIES EXCLUDED FROM BUDGET						
Movement in Employee Provisions (Non-current)	44,635	0	0	Within Threshold	0%	
Movement in Accrued Interest Expense	0	0	0	Within Threshold	0%	
(Profit)/ Loss on the disposal of assets	0	0	0	Within Threshold	0%	
Depreciation Written Back	3,586,909	2,026,416	0	(2,026,416)	(100.00%)	
Operating Activities Excluded from Budget	3,631,544	2,026,416	0	(2,026,416)		
Sub Total	(3,726,881)	(2,064,569)	(1,827,986)	203,963		
INVESTING ACTIVITIES						
Purchase of Land	0	0	0	Within Threshold	0%	
Purchase Buildings	(795,500)	(581,500)	(95,758)	485,742	(83.53%)	
Purchase Plant and Equipment	(755,260)	(425,760)	(252,740)	173,020	(40.64%)	
Purchase Furniture and Equipment	(17,680)	(17,680)	(9,024)	Within Threshold	(48.96%)	
Infrastructure Assets - Roads	(2,859,709)	(2,369,493)	(1,517,302)	852,191	(35.97%)	
Infrastructure Assets - Footpaths	(75,075)	0	0	Within Threshold	0%	
Infrastructure Assets - Aerodromes	0	0	841	Within Threshold	0%	
Infrastructure Assets - Drainage	(217,203)	(164,703)	(8,088)	156,615	(95.09%)	
Infrastructure Assets - Parks & Ovals	(100,000)	0	0	Within Threshold	0%	
Infrastructure Assets - Recreation	(150,000)	0	(9,781)	Within Threshold	0%	
Infrastructure Assets - Other	(344,179)	(268,907)	(72,755)	196,152	(72.94%)	
Proceeds from Sale of Assets	175,000	75,000	44,545	(30,455)	(40.61%)	▼
Contributions for the Development of Assets	2,895,601	1,498,505	1,124,741	(373,765)	(24.94%)	
Amount Attributable to Investing Activities	(2,244,005)	(2,254,538)	(795,321)	1,459,501		
FINANCING ACTIVITIES						
Repayment of Debt - Loan Principal	(21,384)	(10,537)	(17,535)	Within Threshold	66.41%	
Repayment of Debt - Lease Principal	(19,224)	(11,214)	(14,474)			
Transfer to Reserves	(101,000)	(583)	0	Within Threshold	(100.00%)	
Amount Attributable to Financing Activities	(141,608)	(22,334)	(32,009)	0		
Sub Total	(6,112,494)	(4,341,441)	(2,655,316)	1,663,464		
FUNDING FROM						
Transfer from Reserves	154,100	0	0	Within Threshold	0%	
Loans Raised	250,000	0	0	Within Threshold	0%	
Estimated Opening Surplus at 1 July	2,413,807	2,413,807	2,375,392	(38,415)	Within Threshold	
Amount Raised from General Rates	3,332,735	3,332,735	3,333,916	Within Threshold	Within Threshold	
Closing Funds	0	0	0	Within Threshold	0%	
Sub Total	6,150,642	5,746,542	5,709,308	(38,415)		
NET SURPLUS/(DEFICIT)	38,148	1,405,101	3,053,992	1,625,049		

SHIRE OF BOYUP BROOK
SUMMARY OF CURRENT ASSETS AND LIABILITIES
FOR THE PERIOD ENDING 28 FEBRUARY 2023

	ACTUAL 28 FEBRUARY 2023
<u>Current Assets</u>	
Cash at bank and on Hand	3,447,302
Restricted Cash	225,804
Restricted Cash Reserves	2,629,994
Trade Receivables	1,196,234
Stock on Hand/Inventory/Biological Assets	449,490
Other Assets	30,712
Total Current Assets	7,979,536
<u>Current Liabilities</u>	
Trade Creditors	(\$568,136)
Bonds and Deposits	(\$376,689)
Accrued Wages	(\$92,931)
Accrued Interest on Loans	(\$1,967)
Accrued Expense	(\$62,318)
ATO Liabilities	\$0
Contract Liability	(\$513,001)
Loan Liability	(\$3,848)
Finance Lease Liability	(\$4,750)
Provisions	(\$385,815)
Total Current Liabilities	(\$2,009,455)
 Sub-Total	 5,970,082
Adjustments	
LESS Cash Backed Reserves	(\$2,629,994)
LESS Restricted Cash	\$0
LESS Inventory	(\$449,490)
LESS Prepaid Expenses	(\$2,419)
ADD: Employee Leave Provisions	\$0
ADD: Accrued Interest	\$1,967
ADD: Accrued Salaries & Wages	\$92,931
ADD: Accrued Expenses	\$62,318
ADD: Current Loan Liability	\$3,848
ADD: Current Finance Lease Liability	\$4,750
Rounding	-1
Net Current Position	3,053,992

**SHIRE OF BOYUP BROOK
MONTHLY FINANCIAL REPORT
FOR THE PERIOD ENDING 28 FEBRUARY 2023**

EXPLANATION OF MATERIAL VARIANCES

The Local Government (Financial Management) Regulation 34 (2) (b) requires 'an explanation of each of the material variances' identified within the Rate Setting Statement (from the adopted Budget) for each month's financial statements. The information contained within the 'Statement of Financial Activity' on page 3 of these financial statements contains all of the information provided within the 'Rate Setting Statement' and therefore any material variances on this page will be reported below.

The Local Government (Financial Management) Regulation 34 (5) states that "Each financial year, a local government is to adopt a percentage or value, calculated in accordance with AAS5, to be used in statements of financial activity for reporting material variances.

For the Shire of Boyup Brook, material variances are to be reported when exceeding 10%, and a minimum of \$10,000.

REPORTING AREA	YTD BUDGET	YTD ACTUAL	VARIANCE \$	VARIANCE %	TIMING / PERMANENT	EXPLANATION
Operating Revenue						
Fees & Charges	1,107,389	776,791	(330,599)	-30%	TIMING	Fees for Medical Centre for November, December & January not yet recorded in accounts. Fees for Early Learning Centre for August, September, October, November, December & January not yet recorded in accounts. Refuse collection charges higher.
Other Revenue	385,810	840,958	455,149	118%	TIMING	Rylington park revenue higher from canola seed sales and sheep sales.

Operating Expenses

Employee Costs	(1,877,313)	(2,356,555)	(479,242)	26%	PERMANENT/ TIMING	Wages costed to operations higher for reporting period. Increase in Medical Salaries.
Materials & Contracts	(1,559,294)	(1,120,966)	438,329	-28%	TIMING	Councillor ICT allowance, Medical supplies expenses, Community housing maintenance expenses, Town planning contract expenses, Swimming Pool contract expenses, Drains & Culverts contract expenses, Verge Pruning contract expenses, Roman data collection expenses, Road consulting engineer expenses, Caravan Park contract expenses, Fuel & Oil expenses, Admin IT contract expenses and Rylington Park contract expenses lower than anticipated for reporting period.
Utility Charges	(122,887)	(121,759)	Within Thres	Within Threshold	TIMING	Standpipe water expenses lower than anticipated for reporting period.
Depreciation on Assets	(2,026,416)	0	2,026,416	-100%	TIMING	Depreciation unable to be raised until prior year audit is finalised.
Insurance Expenses	(273,405)	(260,719)	12,686	Within Threshold	TIMING	Medcial centre insurance premium expenses lower than anticipated.
Other Expenses	(284,802)	(170,519)	114,283	-40%	TIMING	Warren-Blackwood alliance expenses and plant cost recovery allocations lower for reporting period. Administration allocations higher for reporting period.

**SHIRE OF BOYUP BROOK
MONTHLY FINANCIAL REPORT
FOR THE PERIOD ENDING 28 FEBRUARY 2023**

EXPLANATION OF MATERIAL VARIANCES

The Local Government (Financial Management) Regulation 34 (2) (b) requires 'an explanation of each of the material variances' identified within the Rate Setting Statement (from the adopted Budget) for each months financial statements. The information contained within the 'Statement of Financial Activity' on page 3 of these financial statements contains all of the information provided within the 'Rate Setting Statement' and therefore any material variances on this page will be reported below.

The Local Government (Financial Management) Regulation 34 (5) states that "Each financial year, a local government is to adopt a percentage or value, calculated in accordance with AAS5, to be used in statements of financial activity for reporting material variances.

For the Shire of Boyup Brook, material variances are to be reported when exceeding 10%, and a minimum of \$10,000.

REPORTING AREA	YTD BUDGET	YTD ACTUAL	VARIANCE \$	VARIANCE %	TIMING / PERMANENT	EXPLANATION
Investing Activities						
Purchase Buildings	(581,500)	(95,758)	485,742	-84%	TIMING	Town hall refurbishment expenses lower for reporting period. Tonebridge hall refurbishment expenses higher due to disposal of asbestos. Flaxmill ablution block commenced earlier than anticipated.
Purchase Plant and Equipment	(425,760)	(252,740)	173,020	-41%	TIMING	ESL plant, administration vehicle and grader expenses lower than estimated for reporting period. Rylington plant purchased early.
Infrastructure Assets - Roads	(2,369,493)	(1,517,302)	852,191	-36%	TIMING	Winter grading expenses, Regional Road Group expenses and Roads to Recovery project expenses lower than anticipated for reporting period. Bridge Construction expenses higher than anticipated.
Infrastructure Assets - Drainage	(164,703)	(8,088)	156,615	-95%	TIMING	Town hall drainage expenses and Spencer Road culvert expenses lower for reporting period.
Infrastructure Assets - Other	(268,907)	(72,755)	196,152	-73%	TIMING	Town hall car park expenses, Flaxmill water supply expenses, Rylington park fencing and water tank expenses lower for reporting period.
Non-Operating Grants, Subsidies for the Development of Assets	1,498,505	1,124,741	(373,765)	-25%	TIMING	LRCI Phase 2 grant and LRCI Phase 3 50% allocation received earlier than anticipated. Special Bridge Funding not anticipated. Regional Road Grant funding lower than anticipated for reporting period. Regional airport grant received earlier than anticipated.

SHIRE OF BOYUP BROOK
STATEMENT OF FINANCIAL POSITION
FOR THE PERIOD ENDING 28 FEBRUARY 2023

	Note	2021-22 ACTUAL \$	2022-23 ACTUAL \$	Variance \$
Current assets				
Unrestricted Cash & Cash Equivalents		3,636,652	3,333,863	-302,789
Restricted Cash - Reserves		2,629,994	2,629,994	0
Restricted Cash - Other		5,424	339,243	333,819
Trade and other receivables		493,582	1,196,234	702,653
Inventories		449,490	449,490	0
Other assets		0	30,712	30,712
Total current assets		7,215,141	7,979,536	764,395
Non-current assets				
Trade and other receivables		27,589	27,589	0
LG House Unit Trust		77,804	77,804	0
Land		4,697,000	4,697,000	0
Buildings		18,203,800	18,299,558	95,758
Furniture & Equipment		24,427	33,451	9,024
Plant & Equipment		2,726,244	2,934,439	208,195
Right of use Assets - Plant		57,518	57,518	0
Infrastructure Assets - Roads		75,408,759	76,687,722	1,278,963
Infrastructure Assets - Bridges		16,982,769	17,152,769	170,000
Infrastructure Assets - Footpaths		1,129,478	1,129,478	0
Infrastructure Assets - Recreation		1,692,495	1,702,276	9,781
Infrastructure Assets - Drainage		10,081,368	10,089,456	8,088
Infrastructure Assets - Parks/Ovals		367,439	373,812	6,374
Infrastructure Assets - Other		3,292,260	3,426,140	133,880
Total non-current assets		134,768,948	136,689,012	1,920,063
Total assets		141,984,090	144,668,548	2,684,459
Current liabilities				
Trade and other payables		805,931	725,352	80,579
Bonds and deposits		40,314	376,689	-336,375
Contract Liabilities		683,001	513,001	170,000
Interest-bearing loans and borrowings		21,383	3,848	17,535
Finance Lease Liability - Current		19,224	4,750	14,474
Provisions		385,815	385,815	0
Total current liabilities		1,955,668	2,009,455	-53,787
Non-current liabilities				
Interest-bearing loans and borrowings		72,119	72,119	0
Finance Lease Liability - Non Current		35,042	35,042	0
Provisions		60,243	60,243	0
Total non-current liabilities		167,404	167,404	0
Total liabilities		2,123,072	2,176,859	-53,787
Net assets		139,861,018	142,491,689	2,630,672
Equity				
Retained surplus		58,724,889	58,724,889	-0
Net Result		0	2,630,672	2,630,672
Reserve - asset revaluation		78,506,135	78,506,135	0
Reserve - Cash backed		2,629,994	2,629,994	0
Total equity		139,861,018	142,491,689	2,630,672

This statement is to be read in conjunction with the accompanying notes

**SHIRE OF BOYUP BROOK
STATEMENT OF CASH FLOWS
FOR THE PERIOD ENDING 28 FEBRUARY 2023**

	Note	2021-2022 ACTUAL \$	2022-23 BUDGET \$	2022-23 ACTUAL \$
Cash Flows from operating activities				
Payments				
Employee Costs		(3,457,183)	(3,507,152)	(2,249,559)
Materials & Contracts		(1,287,397)	(3,156,906)	(1,473,786)
Utilities (gas, electricity, water, etc)		(186,430)	(216,229)	(121,759)
Insurance		(243,284)	(6,550)	(260,719)
Interest Expense		(6,399)	(284,780)	(4,329)
Goods and Services Tax Paid		(259,128)	0	(42,188)
Other Expenses		(294,880)	(319,394)	(170,519)
		(5,734,701)	(7,491,011)	(4,322,860)
Receipts				
Rates		3,229,246	3,334,797	2,875,326
Operating Grants & Subsidies		2,243,735	337,145	571,337
Fees and Charges		1,721,623	1,812,135	776,791
Interest Earnings		33,451	26,150	16,385
Goods and Services Tax		161,657	0	(100,517)
Other		1,184,410	903,637	1,174,614
		8,574,121	6,413,864	5,313,936
Net Cash flows from Operating Activities		2,839,420	(1,077,147)	991,076
Cash flows from investing activities				
Payments				
Purchase of Land		(219,627)	0	0
Purchase of Buildings		(339,893)	(795,500)	(95,758)
Purchase Plant and Equipment		(433,721)	(755,260)	(252,740)
Purchase Furniture and Equipment		0	(17,680)	(9,024)
Purchase Road Infrastructure Assets		(1,713,555)	(2,897,857)	(1,347,302)
Purchase of Bridges Assets		0	0	(170,000)
Purchase of Footpath Assets		0	(75,075)	0
Purchase Drainage Assets		(11,410)	(217,203)	(8,088)
Purchase Parks & Ovals Assets		(6,374)	(100,000)	0
Purchase Recreation Assets		(267,085)	(150,000)	(9,781)
Purchase Infrastructure Other Assets		(147,928)	(344,179)	(71,915)
Receipts				
Proceeds from Sale of Assets		30,273	175,000	44,545
Non-Operating grants used for Development of Assets		1,245,101	2,895,601	992,026
		(1,864,219)	(2,282,153)	(928,037)
Cash flows from financing activities				
Repayment of Debentures		(20,178)	(21,384)	(17,535)
Principal elements of lease payments			(19,224)	(14,474)
Advances to Community Groups		0	0	0
Revenue from Self Supporting Loans		0	0	0
Proceeds from New Debentures		0	250,000	0
Net cash flows from financing activities		(20,178)	209,392	(32,009)
Net increase/(decrease) in cash held		955,023	(3,149,908)	31,030
Cash at the Beginning of Reporting Period		5,369,634	6,272,092	6,272,070
Cash at the End of Reporting Period		6,324,657	3,122,184	6,303,100

**SHIRE OF BOYUP BROOK
STATEMENT OF CASH FLOWS
FOR THE PERIOD ENDING 28 FEBRUARY 2023**

Notes

	2021-2022 ACTUAL \$	2022-23 BUDGET \$	2022-23 ACTUAL \$
RECONCILIATION OF CASH			
Cash at Bank	3,655,276	57,821	3,770,825
Restricted Cash	2,663,481	2,532,180	2,516,375
Cash on Hand	5,900	5,950	15,900
TOTAL CASH	6,324,657	2,595,951	6,303,100
RECONCILIATION OF NET CASH USED IN OPERATING ACTIVITIES TO OPERATING RESULT			
Net Result (As per Comprehensive Income Statement)	(290,917)	(1,130,089)	2,630,671
Add back Depreciation	3,718,122	3,586,939	0
(Gain)/Loss on Disposal of Assets	33,589	-	0
LG House Unit trust	(3,997)	-	0
Self Supporting Loan Principal Reimbursements	0	-	0
Contributions for the Development of Assets	(1,216,168)	(2,895,601)	(1,124,741)
Changes in Assets and Liabilities			
(Increase)/Decrease in Inventory	0	0	0
(Increase)/Decrease in Receivables	(26,895)	(30)	(597,931)
Increase/(Decrease) in Accounts Payable	544,534	-	83,076
Increase/(Decrease) in Contract Liability	0	(683,001)	0
Increase/(Decrease) in Prepayments	0	0	0
Increase/(Decrease) in Employee Provisions	81,152	44,635	0
Increase/(Decrease) in Accrued Expenses	0	0	0
Rounding	-	0	0
NET CASH FROM/(USED) IN OPERATING ACTIVITIES	2,839,420	(1,077,147)	991,076

SHIRE OF BOYUP BROOK
MONTHLY FINANCIAL REPORT
FOR THE PERIOD ENDING 28 FEBRUARY 2023

CAPITAL EXPENDITURE PROGRAM

COA	Description	Resp. Officer	Asset Class	Asset Invest. Type	2022/2023 Total Budget	2022/2023 YTD Actuals	% of Annual Budget
Law Order & Public Safety							
051600	ESL Plant & Equipment	MWS	P&E	New	23,160	1,478	6.4%
					23,160	1,478	
Health							
074600	Medical Centre - Ultra Sound Equipment	DCEO	F&E	New	10,000	0	0.0%
074400	Medical Centre Building - Replace floor tiles, structural work & painting	MWS	L&B	Renewal	20,000	0	0.0%
					30,000	0	
Education & Welfare							
081400	Community Resource Centre - Painting, ballustrades, decking & restumping	MWS	L&B	Renewal	20,000	0	0.0%
081401	Early Learning Centre - Painting & kitchen cabinetry	MWS	L&B	Renewal	8,000	0	0.0%
					28,000	0	
Recreation & Culture							
LRC018	Mayanup Hall - Refurbishment	MWS	L&B	Renewal	20,000	0	0.0%
LRC019	Tonebridge Hall Refurbishment	MWS	L&B	Renewal	40,000	50,483	126.2%
LRC022	Dinninup Hall Refurbishment & Drainage Works	MWS	L&B	Renewal	45,000	0	0.0%
LRC021	Wilga Hall Refurbishment	MWS	L&B	Renewal	20,000	0	0.0%
LRC023	Kulikup Hall Refurbishment	MWS	L&B	Renewal	20,000	0	0.0%
LRC017	Boyup Brook Hall Refurbishment	MWS	L&B	Upgrade	300,000	1,053	0.4%
LRC006	Swimming Pool - Upgrade Entrance	MWS	L&B	Renewal	30,000	18,813	62.7%
LRC010	Swimming Pool - Shadesale, Rail & Reticulation	MWS	REC	Renewal	0	9,771	0.0%
112500	Swimming Pool - Plant & Equipment (inc. Manager's Vehicle	DCEO	P&E	Renewal	0	1,905	0.0%
113907	Parks & Gardens - Plant & equipment	MWS	P&E	Renewal	7,500	0	0.0%
LRC024	Boyup Brook Hall Drainage	MWS	DRAIN	Renewal	150,000	8,088	5.4%
LRC026	Sandakan Playground Upgrade	MWS	PARK	Upgrade	100,000	0	0.0%
113906	Oval Water supply upgrade with trench & pipe from old Reservoir	MWS	REC	Upgrade	150,000	10	0.0%
LRC025	Boyup Brook Hall Car Park & Landscaping	MWS	OTHER	Upgrade	215,062	749	0.3%
					1,097,562	90,872	
Transport							
123603	Fleet Vehicle Replacements	MWS	P&E	Renewal	45,000	41,420	92.0%
123609	Light Plant Replacements	MWS	P&E	Renewal	29,500	0	0.0%
123610	Heavy Plant Replacements	MWS	P&E	Renewal	513,100	165,300	32.2%
RTR007	Roads to Recovery - Kulikup Road South	MWS	ROAD	Renewal	432,888	317,711	73.4%
RTR008	Roads to Recovery - Jayes South	MWS	ROAD	Renewal	202,115	650	0.3%
RTR038	Roads to Recovery - Lodge South	MWS	ROAD	Renewal	77,333	0	0.0%
RTR309	Roads to Recovery - Sinnott South	MWS	ROAD	Renewal	56,718	0	0.0%
RRG148	Regional Road Group - Boyup Brook Cranbrook Road	MWS	ROAD	Upgrade	443,989	176,674	39.8%
RGA148	Regional Road Group - Boyup Brook Cranbrook Road	MWS	ROAD	Upgrade	142,200	177,971	125.2%
RRG210	Regional Road Group - Boyup Brook Arthur River Road	MWS	ROAD	Upgrade	552,000	253,554	45.9%
RRG004	Regional Road Group - Winnejup Road	MWS	ROAD	Upgrade	321,820	5,950	1.8%
RGA004	Regional Road Group - Winnejup Road	MWS	ROAD	Upgrade	228,099	3,523	1.5%
MU501	Gravel Pits Rehabilitation	MWS	ROAD	Renewal	20,000	0	0.0%
121401	Gravel Sheetting Road Projects	MWS	ROAD	Renewal	40,025	0	0.0%
121410	Winter Road Grading	MWS	ROAD	Renewal	380,670	411,270	108.0%
121450	Bridge Upgrade - Boree Gully Rd	MWS	BRIDGE	Upgrade	0	170,000	0.0%
FP111	Inglis Street Footpath	MWS	FOOT	Upgrade	75,075	0	0.0%
DC163	Spencer Road Culvert Replacement	MWS	DRAIN	Renewal	67,203	0	0.0%
126400	Aerodrome Infrastructure	MWS	OTHER	Renewal	0	(841)	0.0%
					3,627,735	1,723,181	
Economic Services							
132405	Flaxmill Caravan Park Ablution Block	MWS	L&B	New	250,000	17,168	6.9%
LRC004	Flaxmill - Various Projects	MWS	L&B	Renewal	0	360	0.0%
132408	Flax Mill Cottage & Camp Kitchen	MWS	L&B	Upgrade	0	850	0.0%
132403	Caravan Park Lighting Upgrade	MWS	OTHER	Upgrade	0	1,500	0.0%
132412		MWS	OTHER	Upgrade	0	7,983	0.0%
132901	Flaxmill Caravan Park Fence & Water Supply Upgrade	MWS	OTHER	Upgrade	89,117	58,078	65.2%
					339,117	85,939	

**SHIRE OF BOYUP BROOK
MONTHLY FINANCIAL REPORT
FOR THE PERIOD ENDING 28 FEBRUARY 2023**

CAPITAL EXPENDITURE PROGRAM

COA	Description	Resp. Officer	Asset Class	Asset Invest. Type	2022/2023 Total Budget	2022/2023 YTD Actuals	% of Annual Budget
Other Property & Services							
146500	Administration Pool Vehicle replacement	MWS	P&E	Renewal	52,000	42,638	82.0%
149501	Rylington Park - Chemical Shed	MWS	L&B	Upgrade	0	7,031	0.0%
149504	Rylington Park - King Single Ensemble Beds	DCEO	F&E	Renewal	7,680	9,024	117.5%
149503	Rylington Park - Water Filtration & Replace House roof	MWS	L&B	Renewal	22,500	0	0.0%
149502	Rylington Park - Second hand truck & portable yards	CEO	P&E	Renewal	85,000	0	0.0%
149500	Rylington Park - Fence replacement, water tank for house	CEO	OTHER	Renewal	40,000	4,445	11.1%
					207,180	63,139	
Total Capital Expenditure					5,352,754	1,964,608	

SUMMARIES:

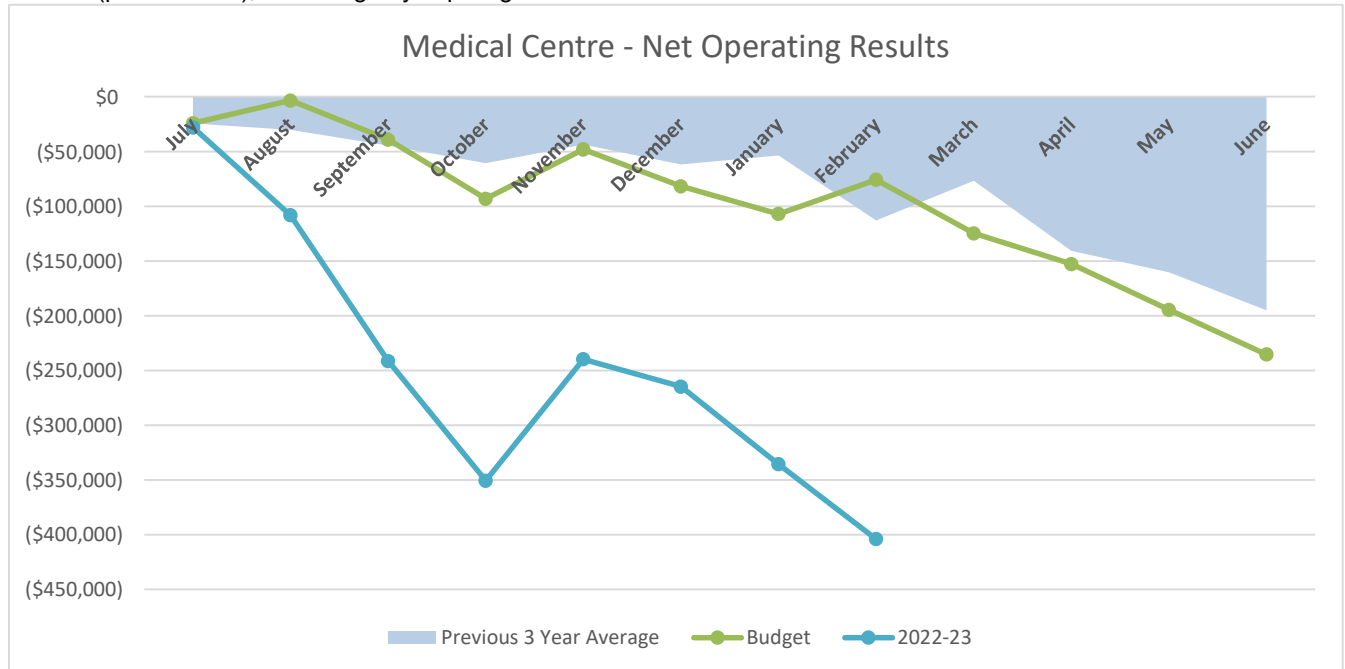
Land & Buildings	795,500	95,758	12.0%
Plant & Equipment	755,260	252,740	33.5%
Furniture & Equipment	17,680	9,024	51.0%
Road Infrastructure	2,897,857	1,347,302	46.5%
Footpath Infrastructure	75,075	0	0.0%
Bridge Infrastructure	0	170,000	0.0%
Drainage Infrastructure	217,203	8,088	3.7%
Parks & Reserves Infrastructure	100,000	0	0.0%
Recreation Infrastructure	150,000	9,781	6.5%
Other Infrastructure	344,179	71,915	20.9%
	5,352,754	1,964,608	36.7%
At No Cost	0	0	0.0%
Asset Renewal	2,452,232	1,081,037	44.1%
New Asset	283,160	18,646	6.6%
Upgrading Asset	2,617,362	864,925	33.0%
	5,352,754	1,964,608	36.7%
Chief Executive Officer	125,000	4,445	3.6%
Deputy CEO	17,680	10,929	61.8%
Manager Works & Services	5,210,074	1,949,234	37.4%
Building Maintenance Coordinator	0	0	0.0%
	5,352,754	1,964,608	36.7%

**SHIRE OF BOYUP BROOK
MONTHLY FINANCIAL REPORT
FOR THE PERIOD ENDING 28 FEBRUARY 2023**

MAJOR BUSINESS UNITS

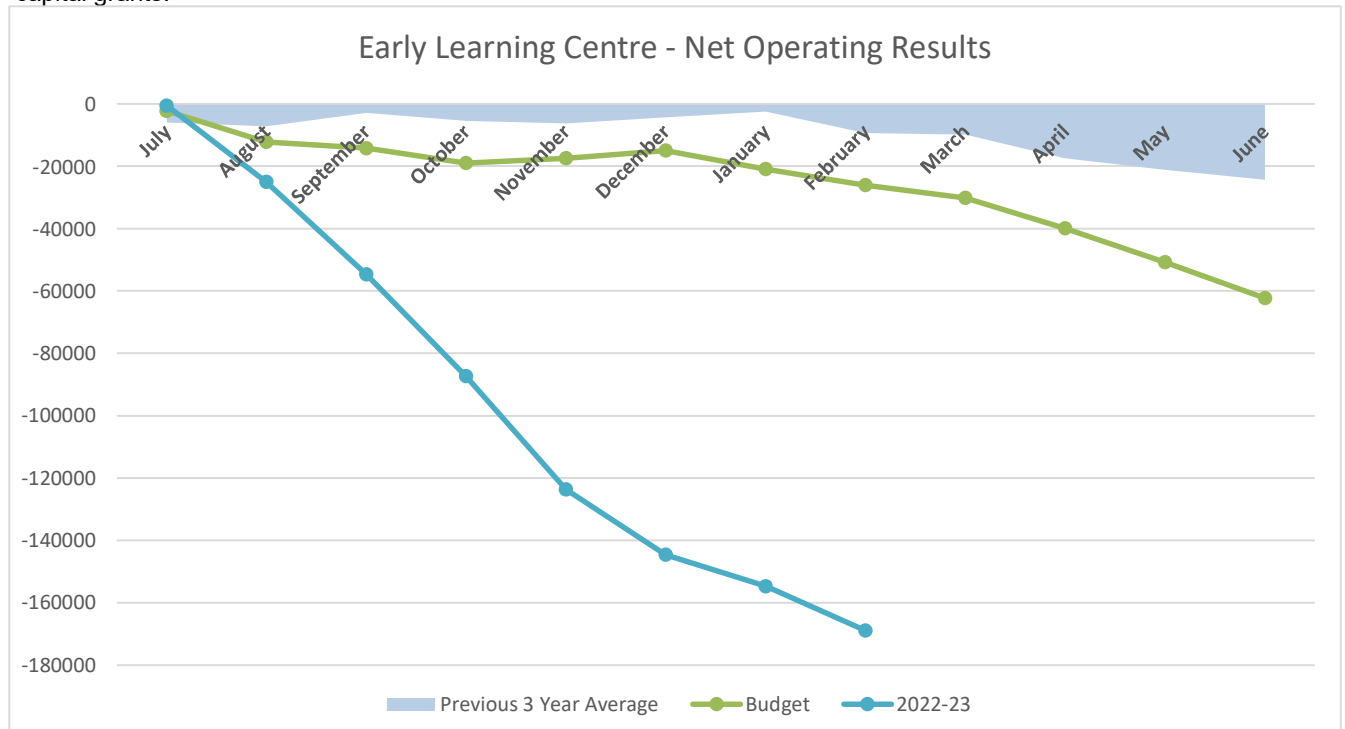
Medical Centre

The Shire of Boyup Brook owns and operates a medical centre that employs 2 doctors, a practice manager, nurses and reception staff, to provide medical services to the community. The following graph shows the operations of the Medical Centre (profit or loss), excluding any capital grants.



Early Learning Centre

The Shire of Boyup Brook owns and operates an early learning centre in Boyup Brook that provides child care services to the community. The following graph shows the operations of the Early Learning Centre (profit or loss), excluding capital grants.

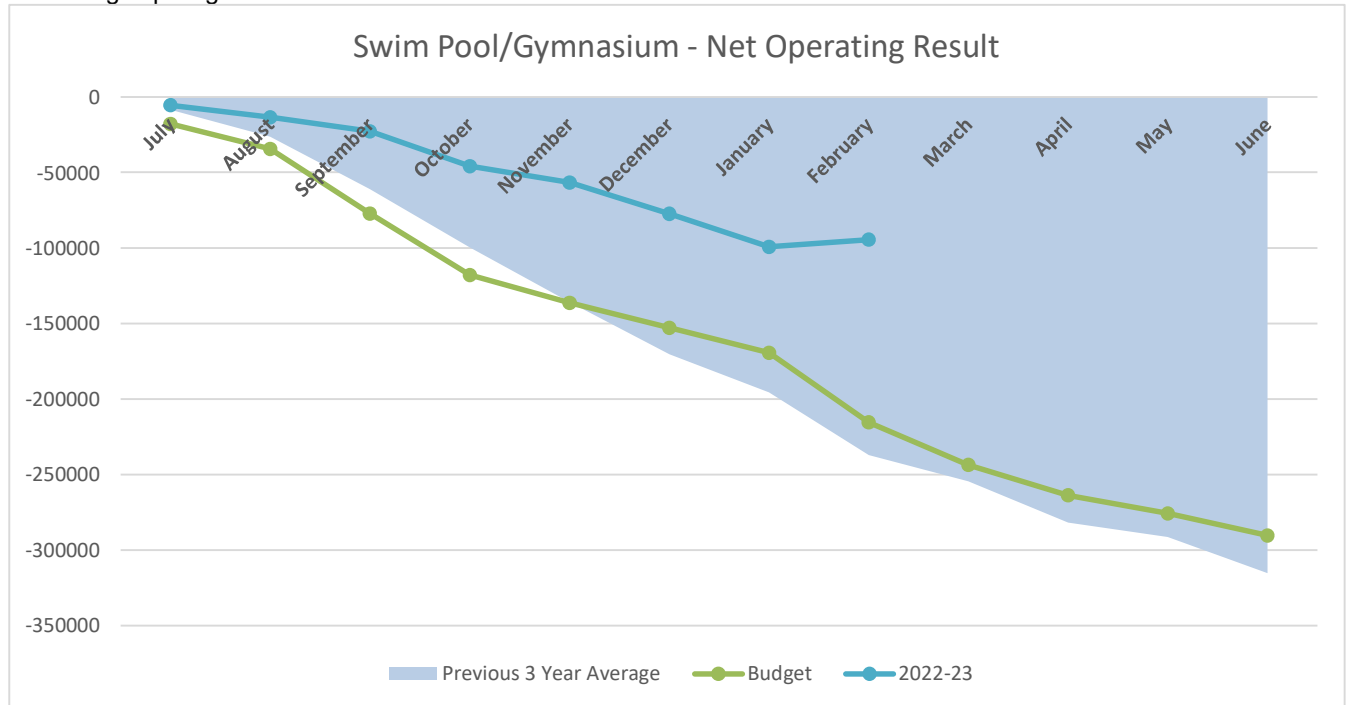


**SHIRE OF BOYUP BROOK
MONTHLY FINANCIAL REPORT
FOR THE PERIOD ENDING 28 FEBRUARY 2023**

MAJOR BUSINESS UNITS

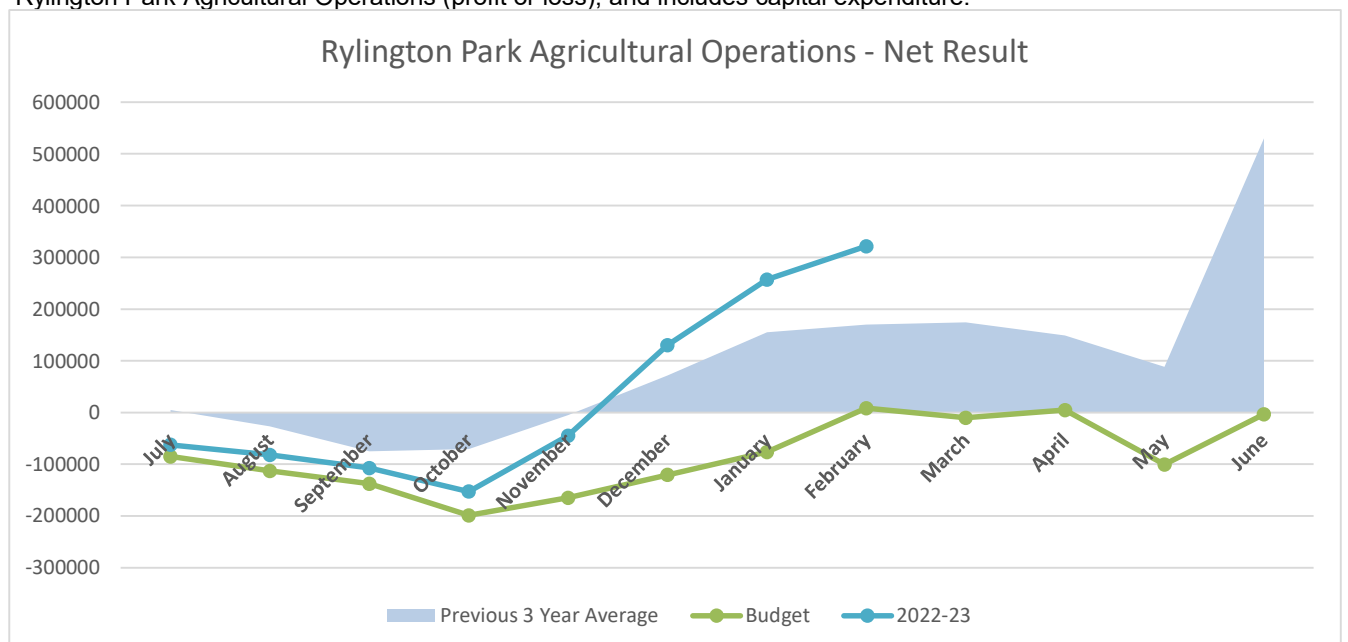
Swimming Pool/Gymnasium

The Shire of Boyup Brook owns and operating a swimming pool and gymnasium complex that provides leisure services to the community. The following graph shows the operations of the Swimming Pool/Gymnasium (profit or loss), excluding capital grants.



Rylington Park Agricultural Operations

The Shire of Boyup Brook assumed ownership and operation of Rylington Park farm on 7 May 2020 as a commercial farming activity that provides educational farming opportunities. The following graph shows the total operations of Rylington Park Agricultural Operations (profit or loss), and includes capital expenditure.



**SHIRE OF BOYUP BROOK
MONTHLY FINANCIAL REPORT
FOR THE PERIOD ENDING 28 FEBRUARY 2023**

RESERVES - CASH BACKED	2023 Actual Opening Balance	2023 Actual Transfer to	2023 Actual Transfer (from)	2023 Actual Closing Balance	2023 Budget Opening Balance	2023 Budget Transfer to	2023 Budget Transfer (from)	2023 Budget Closing Balance
Leave Reserve	33,486	0	0	33,486	33,486	13	0	33,499
Plant Reserve	225,369	0	0	225,369	225,369	100,086	0	325,455
Building Reserve	740,326	0	0	740,326	740,326	281	0	740,607
Community Housing Reserve	214,857	0	0	214,857	214,857	82	0	214,939
Emergency Reserve	12,499	0	0	12,499	12,498	5	0	12,503
Insurance Claim Reserve	15,231	0	0	15,231	15,231	6	0	15,237
Other Recreation Reserve	50,637	0	0	50,637	50,637	19	0	50,656
Commercial Reserve	452,307	0	0	452,307	452,307	172	0	452,479
Bridges Reserve	156	0	0	156	156	0	0	156
Aged Accommodation Reserve	31,658	0	0	31,658	31,658	12	0	31,670
Road Contributions Reserve	28,655	0	0	28,655	28,655	11	0	28,666
IT/Office Equipment Reserve	39,980	0	0	39,980	39,980	15	0	39,995
Civic Receptions Reserve	16,803	0	0	16,803	16,803	6	0	16,809
Unspent Grants Reserve	79	0	0	79	79	0	0	79
Unspent Community Grants Reserve	122	0	0	122	122	0	0	122
Rylington Park Working Capital Reserve	354,347	0	0	354,347	354,347	135	(154,100)	200,382
Rylington Park Community Projects Reserve	413,482	0	0	413,482	413,482	157	0	413,639
	2,629,994	0	0	2,629,994	2,629,993	101,000	(154,100)	2,576,893

**SHIRE OF BOYUP BROOK
MONTHLY FINANCIAL REPORT
FOR THE PERIOD ENDING 28 FEBRUARY 2023**

LOAN REPAYMENTS	Loan Number	2023 Actual Principal	2023 New New Loans	2023 New Principal Repayments	2023 Actual Interest Repayments	2023 Actual Principal Outstanding	2023 Budget Principal 1 July 2022	2023 Budget New Loans	2023 Budget Principal Repayments	2023 Budget Interest Repayments	2023 Budget Principal Outstanding
		1 July 2022					1 July 2022				
Housing											
Staff House	115	33,165	0	(3,738)	(975)	29,427	33,165	0	(7,586)	(1,841)	25,579
Recreation and culture											
Swimming Pool	114	60,338	0	(13,798)	(3,354)	46,540	60,338	0	(13,798)	(3,354)	46,540
Economic services											
Caravan Park Ablutions	119	0	0	0	0	0	0	250,000	0	0	250,000
		93,503	0	(17,535)	(4,329)	75,968	93,503	250,000	(21,384)	(5,195)	322,119

Shire of Boyup Brook
MONTHLY FINANCIAL REPORT

Details By Function Under The Following Program Titles
And Type Of Activities Within The Programme

Shire of Boyup Brook							
MONTHLY FINANCIAL REPORT							
Details By Function Under The Following Program Titles And Type Of Activities Within The Programme		YTD COMPARATIVES 28 FEBRUARY 2023		CURRENT YEAR YTD ACTUALS 28 FEBRUARY 2023		ADOPTED BUDGET 2022-2023	
G/L	JOB	Budget	Actual	Income	Expenditure	Income	Expenditure
Proceeds Sale of Assets							
123001	Proceeds Sale of Plant Assets	(\$75,000)	(\$44,545)	(\$44,545)	\$0	(\$175,000)	\$0
092020	Proceeds - Sale of Land Assets			\$0	\$0	\$0	\$0
PROCEEDS FROM SALE OF ASSETS		(\$75,000)	(\$44,545)	(\$44,545)	\$0	(\$175,000)	\$0
Written Down Value							
092600	Written Down Value - Disposal of Assets	\$75,000	\$0	\$0	\$0	\$0	\$175,000
Sub Total - WDV ON DISPOSAL OF ASSET		\$75,000	\$0	\$0	\$0	\$0	\$175,000
Total - GAIN/LOSS ON DISPOSAL OF ASSET		\$0	(\$44,545)	(\$44,545)	\$0	(\$175,000)	\$175,000
Total - OPERATING STATEMENT		\$0	(\$44,545)	(\$44,545)	\$0	(\$175,000)	\$175,000

Shire of Boyup Brook
MONTHLY FINANCIAL REPORT

Details By Function Under The Following Program Titles
And Type Of Activities Within The Programme

Shire of Boyup Brook							
MONTHLY FINANCIAL REPORT							
Details By Function Under The Following Program Titles And Type Of Activities Within The Programme							
G/L	JOB	YTD COMPARATIVES 28 FEBRUARY 2023		CURRENT YEAR YTD ACTUALS 28 FEBRUARY 2023		ADOPTED BUDGET 2022-2023	
		Budget	Actual	Income	Expenditure	Income	Expenditure
RATES							
OPERATING EXPENDITURE							
031103	Rates Administration Activity Costs	\$76,357	\$59,460	\$0	\$59,460	\$0	\$114,581
031101	Collection Costs	\$3,332	\$8,905	\$0	\$8,905	\$0	\$5,000
031100	Valuation Charges	\$3,065	\$490	\$0	\$490	\$0	\$17,700
031102	Search Costs	\$48	\$27	\$0	\$27	\$0	\$300
Sub Total - GENERAL RATES OP EXP		\$82,802	\$68,882	\$0	\$68,882	\$0	\$137,581
OPERATING INCOME							
031001	Rates - GRV	(\$510,108)	(\$510,108)	(\$510,108)	\$0	(\$510,108)	\$0
031002	Rates - UV	(\$2,367,415)	(\$2,367,415)	(\$2,367,415)	\$0	(\$2,367,415)	\$0
031003	Rates - GRV - Minimum	(\$58,406)	(\$58,406)	(\$58,406)	\$0	(\$58,406)	\$0
031004	Rates - UV - Minimum	(\$396,806)	(\$396,806)	(\$396,806)	\$0	(\$396,806)	\$0
031006	Rates - Ex-Gratia Rates	(\$1,312)	(\$1,390)	(\$1,390)	\$0	(\$1,312)	\$0
031013	Rates Administration Fee	\$0	(\$7,056)	(\$7,056)	\$0	\$0	\$0
031005	Rates - Instalment Interest	(\$3,000)	(\$3,821)	(\$3,821)	\$0	(\$3,000)	\$0
031007	Rates - Non Payment Penalty - LG	(\$14,250)	(\$9,716)	(\$9,716)	\$0	(\$19,000)	\$0
031008	Rates - Rate Enquiries	(\$5,800)	(\$5,888)	(\$5,888)	\$0	(\$10,000)	\$0
031009	Rates - ESL Administration Fee	(\$4,000)	(\$4,000)	(\$4,000)	\$0	(\$4,000)	\$0
031010	Rates - Reimbursements	\$0	(\$6,140)	(\$6,140)	\$0	(\$5,000)	\$0
031011	Rates - Penalty Interest - DFES	(\$600)	(\$420)	(\$420)	\$0	(\$600)	\$0
031012	Rates - Rates Interims	(\$300)	(\$1,181)	(\$1,181)	\$0	(\$1,000)	\$0
031104	Rates Written Off	\$0	\$0	\$0	\$0	\$250	\$0
Sub Total - GENERAL RATES OP INC		(\$3,361,997)	(\$3,372,349)	(\$3,372,349)	\$0	(\$3,376,397)	\$0
Total - GENERAL RATES		(\$3,279,195)	(\$3,303,466)	(\$3,372,349)	\$68,882	(\$3,376,397)	\$137,581
OTHER GENERAL PURPOSE FUNDING							
OPERATING EXPENDITURE							
032100	General Purpose Funding - Administration Allocated	\$5,063	\$3,943	\$0	\$3,943	\$0	\$7,597
Sub Total - OTHER GENERAL PURPOSE FUNDING OP/EXP		\$5,063	\$3,943	\$0	\$3,943	\$0	\$7,597
OPERATING INCOME							
032001	General Purpose Grants Federal Commission (OP)	(\$270,586)	(\$180,391)	(\$180,391)	\$0	(\$360,781)	\$0
032002	General Purpose Grants Federal - Roads (OP)	(\$118,371)	(\$78,914)	(\$78,914)	\$0	(\$157,828)	\$0
032003	General Purpose Funding - Interest On Investments - Municipal /	(\$1,825)	(\$2,199)	(\$2,199)	\$0	(\$2,500)	\$0
032004	Interest on Investments - Reserves Account	(\$570)	\$0	\$0	\$0	(\$1,000)	\$0
032006	General Purpose Funding - Interest on Investments - Medical Fui	\$0	(\$158)	(\$158)	\$0	\$0	\$0
032007	General Purpose Funding - Interest on Investments - Business C	\$0	\$0	\$0	\$0	\$0	\$0
032008	General Purpose Funding - Interest on Investments - Short Term	(\$37)	(\$71)	(\$71)	\$0	(\$50)	\$0
Sub Total - OTHER GENERAL PURPOSE FUNDING OP/INC		(\$391,388)	(\$261,732)	(\$261,732)	\$0	(\$522,159)	\$0
Total - OTHER GENERAL PURPOSE FUNDING		(\$386,326)	(\$257,790)	(\$261,732)	\$3,943	(\$522,159)	\$7,597
Total - GENERAL PURPOSE FUNDING		(\$3,665,521)	(\$3,561,256)	(\$3,634,081)	\$72,825	(\$3,898,556)	\$145,178

Shire of Boyup Brook
MONTHLY FINANCIAL REPORT

Details By Function Under The Following Program Titles
And Type Of Activities Within The Programme

Shire of Boyup Brook							
MONTHLY FINANCIAL REPORT							
Details By Function Under The Following Program Titles And Type Of Activities Within The Programme		YTD COMPARATIVES 28 FEBRUARY 2023		CURRENT YEAR YTD ACTUALS 28 FEBRUARY 2023		ADOPTED BUDGET 2022-2023	
G/L	JOB	Budget	Actual	Income	Expenditure	Income	Expenditure
MEMBERS OF COUNCIL							
OPERATING EXPENDITURE							
041100	Members - Sitting Fees.	\$54,512	\$40,900	\$0	\$40,900	\$0	\$81,800
041119	Website Expenses	\$2,332	\$0	\$0	\$0	\$0	\$3,500
041101	Members - Training Costs	\$7,452	\$0	\$0	\$0	\$0	\$10,800
041102	Members - Travelling Costs	\$2,346	\$2,275	\$0	\$2,275	\$0	\$3,400
041103	Members - Telecommunications Reimbursements	\$8,942	\$6,480	\$0	\$6,480	\$0	\$12,960
041104	Members - Other Expenses	\$4,400	\$663	\$0	\$663	\$0	\$4,400
041105	Members - Conferences/Seminars Costs	\$13,948	\$4,877	\$0	\$4,877	\$0	\$15,850
041106	Members - President's Allowance	\$4,934	\$5,140	\$0	\$5,140	\$0	\$10,280
041107	Members - Deputy President's Allowance	\$1,259	\$1,285	\$0	\$1,285	\$0	\$2,570
041108	Members - Council Chamber Expenses	\$1,615	\$2,138	\$0	\$2,138	\$0	\$1,957
041109	Members - Refreshments & Receptions	\$14,703	\$23,794	\$0	\$23,794	\$0	\$22,064
041111	Members - Insurance Costs For Members	\$7,810	\$6,938	\$0	\$6,938	\$0	\$7,810
041112	Members - Subscriptions	\$9,575	\$9,153	\$0	\$9,153	\$0	\$9,575
041113	Members - Election Expenses	\$0	\$0	\$0	\$0	\$0	\$0
041114	Members - Donations	\$48,200	\$41,595	\$0	\$41,595	\$0	\$48,200
041118	ICT - Councillors	\$12,111	\$0	\$0	\$0	\$0	\$13,431
041120	Warren Blackwood Alliance Expenses	\$12,500	\$0	\$0	\$0	\$0	\$12,500
041150	Members - Admin Allocation	\$40,710	\$31,701	\$0	\$31,701	\$0	\$61,089
Sub Total - MEMBERS OF COUNCIL OP/EXP		\$247,350	\$176,939	\$0	\$176,939	\$0	\$322,186
OPERATING INCOME							
041001	Members - Reimbursements Income	\$0	(\$2,000)	(\$2,000)	\$0	\$0	\$0
041002	Other Governance - Sundry Reimbursements Income	\$0	\$0	\$0	\$0	\$0	\$0
Sub Total - MEMBERS OF COUNCIL OP/INC		\$0	(\$2,000)	(\$2,000)	\$0	\$0	\$0
Total - MEMBERS OF COUNCIL		\$247,350	\$174,939	(\$2,000)	\$176,939	\$0	\$322,186
GOVERNANCE							
OPERATING EXPENDITURE							
042100	Other Governance - Admin Allocated	\$61,065	\$47,552	\$0	\$47,552	\$0	\$91,634
Sub Total - GOVERNANCE - GENERAL OP/EXP		\$61,065	\$47,552	\$0	\$47,552	\$0	\$91,634
OPERATING INCOME							
Sub Total - GOVERNANCE - GENERAL OP/INC		\$0	\$0	\$0	\$0	\$0	\$0
Total - GOVERNANCE - GENERAL		\$61,065	\$47,552	\$0	\$47,552	\$0	\$91,634
Total - GOVERNANCE		\$308,415	\$222,491	(\$2,000)	\$224,491	\$0	\$413,820

Shire of Boyup Brook
MONTHLY FINANCIAL REPORT

Details By Function Under The Following Program Titles
And Type Of Activities Within The Programme

Shire of Boyup Brook MONTHLY FINANCIAL REPORT		YTD COMPARATIVES 28 FEBRUARY 2023		CURRENT YEAR YTD ACTUALS 28 FEBRUARY 2023		ADOPTED BUDGET 2022-2023	
Details By Function Under The Following Program Titles And Type Of Activities Within The Programme		Budget	Actual	Income	Expenditure	Income	Expenditure
G/L	JOB						
LAW, ORDER AND PUBLIC SAFETY							
FIRE PREVENTION							
OPERATING EXPENDITURE							
051109	ESL - Insurances Fire Appliances and Personnel	\$34,990	\$34,392	\$0	\$34,392	\$0	\$34,990
051112	Fire Prevention And Support	\$15,128	\$11,196	\$0	\$11,196	\$0	\$15,129
051101	Fire Break Inspection Expenses	\$2,655	\$3,145	\$0	\$3,145	\$0	\$3,540
051102	Fire Hazard Reductions Expenses	\$4,411	\$8,764	\$0	\$8,764	\$0	\$6,393
051104	Minor Fire Plant & Equipment Purchases non ESL	\$267	\$23	\$0	\$23	\$0	\$400
051105	Fire Plant & Equipment Maintenance - Non ESL	\$333	\$0	\$0	\$0	\$0	\$500
051106	ESL - Fire Vehicle Maintenance Costs	\$6,150	\$1,326	\$0	\$1,326	\$0	\$15,000
051107	ESL - Brigade Utilities, rates and taxes	\$492	\$0	\$0	\$0	\$0	\$1,200
051108	ESL - Other Goods & Services relating to Fires	\$0	\$910	\$0	\$910	\$0	\$7,000
051110	ESL - Fire Plant & Equip over \$1500	\$16,972	\$12,629	\$0	\$12,629	\$0	\$16,972
051111	ESL - Minor Fire Plant/Equip Under \$1500	\$5,250	\$400	\$0	\$400	\$0	\$15,000
051114	ESL - Land & Building Maintenance	\$1,270	\$1,283	\$0	\$1,283	\$0	\$3,097
051115	ESL - Clothing and Accessories	\$18,450	\$19,422	\$0	\$19,422	\$0	\$45,000
051116	ESL - Plant and Equipment Maintenance	\$9,480	\$116	\$0	\$116	\$0	\$17,689
051117	BFRC - Bushfire Risk Planning	\$14,272	\$14,906	\$0	\$14,906	\$0	\$23,050
051118	DFES Fire Defence Grant Expenses	\$4,326	\$0	\$0	\$0	\$0	\$13,520
051120	Bush Fire - Mitigation Activity Funded	\$9,346	\$0	\$0	\$0	\$0	\$22,796
051150	Admin Allocation - Fire Control	\$40,710	\$31,701	\$0	\$31,701	\$0	\$61,089
051190	Depreciation - Fire Control	\$670	\$0	\$0	\$0	\$0	\$670
Sub Total - FIRE PREVENTION OP/EXP		\$185,173	\$140,214	\$0	\$140,214	\$0	\$303,035
OPERATING INCOME							
050600	ESL & DFES Non Operating Grants	(\$31,360)	\$0	\$0	\$0	(\$31,360)	\$0
051001	Fire Infringements/Fines Income	(\$500)	\$0	\$0	\$0	(\$500)	\$0
051002	Sale Of Fire Maps Income	(\$100)	(\$40)	(\$40)	\$0	(\$100)	\$0
051003	LGIS Fire Reimbursement Income	\$0	\$0	\$0	\$0	\$0	\$0
051004	ESL - Funding Operating Grant Income	(\$132,795)	(\$108,483)	(\$108,483)	\$0	(\$170,492)	\$0
Sub Total - FIRE PREVENTION OP/INC		(\$164,755)	(\$108,523)	(\$108,523)	\$0	(\$202,452)	\$0
Total - FIRE PREVENTION		\$20,418	\$31,692	(\$108,523)	\$140,214	(\$202,452)	\$303,035
ANIMAL CONTROL							
OPERATING EXPENDITURE							
052100	Ranger Services Operation Costs	\$1,037	\$1,232	\$0	\$1,232	\$0	\$2,000
052005	Trap Hire Refunds	\$50	\$0	\$0	\$0	\$0	\$50
052101	Ranger Vehicle Operating Expenses	\$2,300	\$0	\$0	\$0	\$0	\$3,450
052102	Dog License Discs Costs	\$300	\$0	\$0	\$0	\$0	\$300
052103	Other Control Expenses	\$1,749	\$1,291	\$0	\$1,291	\$0	\$2,425
052104	Animal Impounding Costs	\$4,000	\$2,570	\$0	\$2,570	\$0	\$5,000
052109	Cat License Tags Expense	\$100	\$0	\$0	\$0	\$0	\$100
052110	Ranger Services Salary Super and Employee Costs	\$48,607	\$21,471	\$0	\$21,471	\$0	\$72,928
052150	Admin Allocation - Animal Control	\$15,297	\$11,908	\$0	\$11,908	\$0	\$22,947
052190	Depreciation	\$267	\$0	\$0	\$0	\$0	\$400
Sub Total - ANIMAL CONTROL OP/EXP		\$73,707	\$38,472	\$0	\$38,472	\$0	\$109,600
OPERATING INCOME							
052001	Animal Fines & Penalties Income	\$0	(\$1,700)	(\$1,700)	\$0	\$0	\$0
052002	Animal Impounding Fees Income	(\$300)	(\$2,735)	(\$2,735)	\$0	(\$300)	\$0
052003	Dog Registrations Charges	(\$4,292)	(\$4,254)	(\$4,254)	\$0	(\$6,000)	\$0
Sub Total - ANIMAL CONTROL OP/INC		(\$4,592)	(\$8,689)	(\$8,689)	\$0	(\$6,300)	\$0
Total - ANIMAL CONTROL		\$69,115	\$29,783	(\$8,689)	\$38,472	(\$6,300)	\$109,600

Shire of Boyup Brook
MONTHLY FINANCIAL REPORT

Details By Function Under The Following Program Titles
And Type Of Activities Within The Programme

Shire of Boyup Brook							
MONTHLY FINANCIAL REPORT							
Details By Function Under The Following Program Titles And Type Of Activities Within The Programme							
G/L	JOB	YTD COMPARATIVES 28 FEBRUARY 2023		CURRENT YEAR YTD ACTUALS 28 FEBRUARY 2023		ADOPTED BUDGET 2022-2023	
		Budget	Actual	Income	Expenditure	Income	Expenditure
OTHER LAW ORDER & PUBLIC SAFETY							
OPERATING EXPENDITURE							
053100	Local Emergency Management Committee Expenses	\$300	\$0	\$0	\$0	\$0	\$300
053150	Administration Allocated - Emergency Mgt	\$15,292	\$11,908	\$0	\$11,908	\$0	\$22,947
053190	Depreciation	\$18,223	\$0	\$0	\$0	\$0	\$27,345
Sub Total - OTHER LAW ORDER & PUBLIC SAFETY OP/EXP		\$33,815	\$11,908	\$0	\$11,908	\$0	\$50,592
OPERATING INCOME							
053002	Non-Operating Grants CCTV	\$0	\$0	\$0	\$0	\$0	\$0
Sub Total - OTHER LAW ORDER & PUBLIC SAFETY OP /INC		\$0	\$0	\$0	\$0	\$0	\$0
Total - OTHER LAW ORDER PUBLIC SAFETY		\$33,815	\$11,908	\$0	\$11,908	\$0	\$50,592
Total - LAW ORDER & PUBLIC SAFETY		\$123,348	\$73,383	(\$117,211)	\$190,594	(\$208,752)	\$463,227

Shire of Boyup Brook
MONTHLY FINANCIAL REPORT

Details By Function Under The Following Program Titles
And Type Of Activities Within The Programme

Shire of Boyup Brook								
MONTHLY FINANCIAL REPORT								
Details By Function Under The Following Program Titles And Type Of Activities Within The Programme			YTD COMPARATIVES 28 FEBRUARY 2023		CURRENT YEAR YTD ACTUALS 28 FEBRUARY 2023		ADOPTED BUDGET 2022-2023	
G/L	JOB		Budget	Actual	Income	Expenditure	Income	Expenditure
HEALTH FAMILY STOP CENTRE								
OPERATING EXPENDITURE								
071100	B0101	Family Stop Centre - Operation	\$11,214	\$6,516	\$0	\$6,516	\$0	\$13,218
071150		Admin Allocated - Family Stop Centre	\$10,229	\$7,965	\$0	\$7,965	\$0	\$15,350
071190		Depreciation - Family Stop Centre	\$2,466	\$0	\$0	\$0	\$0	\$3,700
Sub Total - HEALTH FAMILY STOP OP/EXP			\$23,909	\$14,482	\$0	\$14,482	\$0	\$32,268
OPERATING INCOME								
Sub Total - HEALTH FAMILY STOP OP/INC			\$0	\$0	\$0	\$0	\$0	\$0
Total - HEALTH FAMILY STOP			\$23,909	\$14,482	\$0	\$14,482	\$0	\$32,268
HEALTH ADMINISTRATION & INSPECTION								
OPERATING EXPENDITURE								
072100		Health Administration Services Expenses	\$27,337	\$22,590	\$0	\$22,590	\$0	\$43,007
072101		Other Health Administration Expenses	\$362	\$40	\$0	\$40	\$0	\$500
072102		Provision for Leave Accruals	\$0	\$0	\$0	\$0	\$0	\$0
072103		Health Administration Superannuation	\$0	\$0	\$0	\$0	\$0	\$0
072150		Admin Allocation - Other Health	\$10,233	\$7,965	\$0	\$7,965	\$0	\$15,350
Sub Total - HEALTH ADMIN AND INSPECTION OP/EXP			\$37,932	\$30,596	\$0	\$30,596	\$0	\$58,857
OPERATING INCOME								
072001		Food Stall Permit Charges	(\$200)	(\$680)	(\$680)	\$0	(\$200)	\$0
072002		Temporary Camping Site Permit Charges	(\$100)	(\$1,000)	(\$1,000)	\$0	(\$100)	\$0
072003		Food Business Registration Fee	(\$536)	(\$2,009)	(\$2,009)	\$0	(\$900)	\$0
072004		Annual Inspections	\$0	\$0	\$0	\$0	\$0	\$0
072005		Lodging House Registration Fees	\$0	\$0	\$0	\$0	\$0	\$0
Sub Total - HEALTH ADMIN AND INSPECTION OP/INC			(\$836)	(\$3,689)	(\$3,689)	\$0	(\$1,200)	\$0
Total - HEALTH ADMIN AND INSPECTION			\$37,096	\$26,907	(\$3,689)	\$30,596	(\$1,200)	\$58,857
OTHER HEALTH - MEDICAL SERVICES								
OPERATING EXPENDITURE								
074100	B0105	Housing General Practitioner - Medical Service	\$9,900	\$12,704	\$0	\$12,704	\$0	\$14,848
074102		Boyup Brook Medical Services Building Costs	\$20,356	\$26,663	\$0	\$26,663	\$0	\$32,355
074101		Medical Services General Operations	\$4,808	\$337	\$0	\$337	\$0	\$9,810
074103		Medical Service Employee Costs	\$547,551	\$568,303	\$0	\$568,303	\$0	\$891,883
074105		Postage, Printing & Stationery	\$2,648	\$3,295	\$0	\$3,295	\$0	\$5,000
074106		Medical Ctr - Telephones	\$4,598	\$4,190	\$0	\$4,190	\$0	\$6,900
074107		Medical Ctr - Subscriptions	\$5,804	\$3,377	\$0	\$3,377	\$0	\$7,329
074108		Medical Ctr - Insurances	\$33,635	\$13,394	\$0	\$13,394	\$0	\$33,635
074109		Medical Bank Fees	\$633	\$269	\$0	\$269	\$0	\$950
074110		Medical Ctr - Computer Expenses	\$27,297	\$17,801	\$0	\$17,801	\$0	\$34,436
074111		Medical Ctr - Medical Supplies & Equipt	\$18,226	\$8,850	\$0	\$8,850	\$0	\$27,350
074112		Medical Ctr - Locum Doctor	\$0	\$0	\$0	\$0	\$0	\$48,600
074113		Medical Ctr - Superannuation	\$56,290	\$58,098	\$0	\$58,098	\$0	\$92,037
074114		Medical Ctr - Training	\$5,000	\$735	\$0	\$735	\$0	\$5,000
074115		Medical Ctr - Sundry Expenses	\$6,164	\$2,109	\$0	\$2,109	\$0	\$9,350
074116		Medical Service Provision for Leave Accruals	\$0	\$0	\$0	\$0	\$0	\$31,245
074117		Medical - Fringe Benefit Tax	\$500	\$159	\$0	\$159	\$0	\$1,000
074118		Medical Employee (Packaging) Costs	\$0	\$0	\$0	\$0	\$0	\$1,200
074150		Admin Allocated - Boyup Brook Medical Services	\$45,773	\$35,644	\$0	\$35,644	\$0	\$68,687
074191		Depreciation - Medical Centre	\$5,664	\$0	\$0	\$0	\$0	\$8,500
074190		Depreciation - Housing GP - 5 Rogers Ave	\$4,532	\$0	\$0	\$0	\$0	\$6,800
Sub Total - PREVENTIVE SRVS - OP/EXP			\$799,378	\$755,927	\$0	\$755,927	\$0	\$1,336,915
OPERATING INCOME								
074001		Surgery Turnover	(\$722,590)	(\$351,860)	(\$351,860)	\$0	(\$1,100,000)	\$0
074002		Surgery Rental Income	(\$1,066)	\$0	\$0	\$0	(\$1,600)	\$0
Sub Total - PREVENTIVE SRVS - OP/INC			(\$723,656)	(\$351,860)	(\$351,860)	\$0	(\$1,101,600)	\$0
Total - PREVENTIVE SERVICES			\$75,722	\$404,067	(\$351,860)	\$755,927	(\$1,101,600)	\$1,336,915

Shire of Boyup Brook
MONTHLY FINANCIAL REPORT

Details By Function Under The Following Program Titles
And Type Of Activities Within The Programme

Shire of Boyup Brook							
MONTHLY FINANCIAL REPORT							
Details By Function Under The Following Program Titles And Type Of Activities Within The Programme		YTD COMPARATIVES 28 FEBRUARY 2023		CURRENT YEAR YTD ACTUALS 28 FEBRUARY 2023		ADOPTED BUDGET 2022-2023	
G/L	JOB	Budget	Actual	Income	Expenditure	Income	Expenditure
PREVENTIVE SERVICE - OTHER							
OPERATING EXPENDITURE							
073100	Analytical Expenses	\$500	\$463	\$0	\$463	\$0	\$500
Sub Total - PREVENTIVE SRVS - OTHER OP/EXP		\$500	\$463	\$0	\$463	\$0	\$500
Total - PREVENTIVE SERVICES - OTHER		\$500	\$463	\$0	\$463	\$0	\$500
OTHER HEALTH							
OPERATING EXPENDITURE							
075100	Ambulance Centre Operation	\$12,943	\$13,426	\$0	\$13,426	\$0	\$25,193
075150	Admin Allocated - Other Health	\$10,229	\$7,965	\$0	\$7,965	\$0	\$15,350
Sub Total - OTHER HEALTH OP/EXP		\$23,172	\$21,391	\$0	\$21,391	\$0	\$40,543
OPERATING INCOME							
Sub Total - OTHER HEALTH OP/INC		\$0	\$0	\$0	\$0	\$0	\$0
Total - OTHER HEALTH		\$23,172	\$21,391	\$0	\$21,391	\$0	\$40,543
Total - HEALTH		\$160,398	\$467,310	(\$355,549)	\$822,859	(\$1,102,800)	\$1,469,083

Shire of Boyup Brook
MONTHLY FINANCIAL REPORT

Details By Function Under The Following Program Titles
And Type Of Activities Within The Programme

Shire of Boyup Brook							
MONTHLY FINANCIAL REPORT							
Details By Function Under The Following Program Titles And Type Of Activities Within The Programme		YTD COMPARATIVES 28 FEBRUARY 2023		CURRENT YEAR YTD ACTUALS 28 FEBRUARY 2023		ADOPTED BUDGET 2022-2023	
G/L	JOB	Budget	Actual	Income	Expenditure	Income	Expenditure
OTHER EDUCATION							
OPERATING EXPENDITURE							
081100	Community Resource Centre	\$11,421	\$5,170	\$0	\$5,170	\$0	\$12,241
081101	Rylington Park Farm Complex	\$0	\$0	\$0	\$0	\$0	\$0
081102	Donations - Other Education	\$250	\$182	\$0	\$182	\$0	\$250
081103	Early Learning Centre - Employee Costs	\$161,721	\$151,798	\$0	\$151,798	\$0	\$241,247
081104	Early Learning Centre - Operating Costs	\$11,938	\$7,331	\$0	\$7,331	\$0	\$17,015
081106	ECU Joint Research Support	\$10,000	\$10,000	\$0	\$10,000	\$0	\$10,000
081150	Admin Allocation - Other Education	\$10,233	\$7,965	\$0	\$7,965	\$0	\$15,350
081190	Depreciation - Community Resource Centre	\$3,347	\$0	\$0	\$0	\$0	\$5,020
081191	Depreciation - Rylington Park Farm Complex	\$0	\$0	\$0	\$0	\$0	\$0
Sub Total - OTHER EDUCATION OP/EXP		\$208,910	\$182,446	\$0	\$182,446	\$0	\$301,123
OPERATING INCOME							
081003	Early Learning Centre - Fees & Charges	(\$157,794)	(\$13,541)	(\$13,541)	\$0	(\$210,000)	\$0
081004	Early Learning Centre -Operating Income	\$0	\$0	\$0	\$0	\$0	\$0
Sub Total - OTHER EDUCATION OP/INC		(\$157,794)	(\$13,541)	(\$13,541)	\$0	(\$210,000)	\$0
Total - OTHER EDUCATION		\$51,116	\$168,905	(\$13,541)	\$182,446	(\$210,000)	\$301,123
AGED & DISABLED							
OPERATING EXPENDITURE							
082100	Support for Seniors Christmas Lunch	\$1,400	\$752	\$0	\$752	\$0	\$1,400
082150	Admin Allocated - Aged & Disabled	\$10,229	\$7,965	\$0	\$7,965	\$0	\$15,350
Sub Total - AGED & DISABLED OP/EXP		\$11,629	\$8,718	\$0	\$8,718	\$0	\$16,750
OPERATING INCOME							
Sub Total - AGED & DISABLED OP/INC		\$0	\$0	\$0	\$0	\$0	\$0
Total - AGED & DISABLED		\$11,629	\$8,718	\$0	\$8,718	\$0	\$16,750
OTHER WELFARE							
OPERATING EXPENDITURE							
083100	Other Welfare Expenses	\$0	\$0	\$0	\$0	\$0	\$500
083104	Depreciation	\$33	\$0	\$0	\$0	\$0	\$50
083150	Admin Allocated - Other Welfare	\$30,595	\$23,816	\$0	\$23,816	\$0	\$45,895
Sub Total - OTHER WELFARE OP/EXP		\$30,629	\$23,816	\$0	\$23,816	\$0	\$46,445
OPERATING INCOME							
Sub Total - OTHER WELFARE OP/INC		\$0	\$0	\$0	\$0	\$0	\$0
Total - OTHER WELFARE		\$30,629	\$23,816	\$0	\$23,816	\$0	\$46,445
Total - EDUCATION & WELFARE		\$93,374	\$201,439	(\$13,541)	\$214,980	(\$210,000)	\$364,318

Shire of Boyup Brook
MONTHLY FINANCIAL REPORT

Details By Function Under The Following Program Titles
And Type Of Activities Within The Programme

Shire of Boyup Brook							
MONTHLY FINANCIAL REPORT							
Details By Function Under The Following Program Titles And Type Of Activities Within The Programme		YTD COMPARATIVES 28 FEBRUARY 2023		CURRENT YEAR YTD ACTUALS 28 FEBRUARY 2023		ADOPTED BUDGET 2022-2023	
G/L	JOB	Budget	Actual	Income	Expenditure	Income	Expenditure
STAFF HOUSING							
OPERATING EXPENDITURE							
091100	Staff Housing	\$7,367	\$0	\$0	\$0	\$0	\$8,894
091130	Interest Paid Loan 115 - Staff House	\$975	\$975	\$0	\$975	\$0	\$1,841
091190	Depreciation - Staff Housing	\$3,822	\$0	\$0	\$0	\$0	\$5,735
091150	Staff Housing - Less Amt Allocated to Admin.	\$10,229	\$7,965	\$0	\$7,965	\$0	\$15,350
Sub Total - STAFF HOUSING OP/EXP		\$22,393	\$8,941	\$0	\$8,941	\$0	\$31,820
Total - STAFF HOUSING		\$22,393	\$8,941	\$0	\$8,941	\$0	\$31,820
HOUSING OTHER							
OPERATING EXPENDITURE							
092101	Boyup Brook Citizens Lodge	\$12,257	\$10,407	\$0	\$10,407	\$0	\$12,632
092102	Community Housing - Units	\$14,816	\$14,515	\$0	\$14,515	\$0	\$18,984
092103	Other	\$4,198	\$2,243	\$0	\$2,243	\$0	\$6,623
092105	House - 1 Rogers Ave	\$10,246	\$8,981	\$0	\$8,981	\$0	\$13,891
092107	7 Knapp Street - Operating & Mtce Expense	\$5,511	\$5,166	\$0	\$5,166	\$0	\$7,246
092108	Property Selling Expenses	\$0	\$0	\$0	\$0	\$0	\$0
092109	Community Housing Maintenance - Grant Funded	\$86,004	\$0	\$0	\$0	\$0	\$143,340
092150	Admin Allocation - Other Housing	\$10,333	\$8,046	\$0	\$8,046	\$0	\$15,505
092191	Depreciation - Other Housing	\$3,712	\$0	\$0	\$0	\$0	\$5,570
092192	Depreciation - House - 1 Rogers Ave	\$2,909	\$0	\$0	\$0	\$0	\$4,365
092190	Depreciation - Boyup Brook Citizens Lodge	\$21,581	\$0	\$0	\$0	\$0	\$32,385
Sub Total - HOUSING OTHER OP/EXP		\$171,566	\$49,357	\$0	\$49,357	\$0	\$260,541
HOUSING OPERATING INCOME							
092001	Rent 24A Proctor St	(\$5,954)	(\$7,881)	(\$7,881)	\$0	(\$8,932)	\$0
092002	Rent 24B Proctor St	(\$5,333)	(\$5,200)	(\$5,200)	\$0	(\$8,000)	\$0
092003	Rent 16A Forrest St	(\$6,600)	(\$6,105)	(\$6,105)	\$0	(\$9,900)	\$0
092004	Rent 16B Forrest St	(\$6,266)	(\$6,938)	(\$6,938)	\$0	(\$9,400)	\$0
092005	Rent 1 Rogers St	\$0	\$0	\$0	\$0	\$0	\$0
092007	Housing Reimbursements	(\$543)	(\$343)	(\$343)	\$0	(\$1,000)	\$0
092009	Other Housing: 7 Knapp St	(\$20,852)	(\$19,686)	(\$19,686)	\$0	(\$31,280)	\$0
092011	Community Housing Maintenance Grant	\$0	\$0	\$0	\$0	(\$143,340)	\$0
Sub Total - HOUSING OTHER OP/INC		(\$45,549)	(\$46,152)	(\$46,152)	\$0	(\$211,852)	\$0
Total - HOUSING OTHER		\$126,016	\$3,205	(\$46,152)	\$49,357	(\$211,852)	\$260,541
Total - HOUSING		\$148,410	\$12,146	(\$46,152)	\$58,298	(\$211,852)	\$292,361

Shire of Boyup Brook
MONTHLY FINANCIAL REPORT

Details By Function Under The Following Program Titles
And Type Of Activities Within The Programme

Shire of Boyup Brook								
MONTHLY FINANCIAL REPORT								
Details By Function Under The Following Program Titles And Type Of Activities Within The Programme			YTD COMPARATIVES		CURRENT YEAR		ADOPTED BUDGET	
			28 FEBRUARY 2023		YTD ACTUALS		2022-2023	
G/L	JOB		Budget	Actual	Income	Expenditure	Income	Expenditure
SANITATION - HOUSEHOLD REFUSE								
OPERATING EXPENDITURE								
101100		Refuse Collection Boyup Brook Townsite Expense	\$34,065	\$29,366	\$0	\$29,366	\$0	\$51,100
101101		Recycling Collection Boyup Brook Town Site	\$21,132	\$18,020	\$0	\$18,020	\$0	\$31,700
101106		Transfer Station Employee Costs	\$21,467	\$16,747	\$0	\$16,747	\$0	\$28,490
101102	B0400	Boyup Brook Transfer Station Costs	\$39,666	\$39,920	\$0	\$39,920	\$0	\$56,614
101103		Land Fill Disposal Site	\$39,714	\$35,630	\$0	\$35,630	\$0	\$70,208
101104		Townsite Street Bins Collection	\$9,839	\$8,140	\$0	\$8,140	\$0	\$14,917
101107		Drum Muster Expenses	\$2,660	\$0	\$0	\$0	\$0	\$2,660
101108		BB Transfer Station Superannuation	\$1,135	\$1,317	\$0	\$1,317	\$0	\$1,700
101119		Waste Bin Maintenance and Delivery	\$3,992	\$939	\$0	\$939	\$0	\$6,340
101150		Admin Allocated - Waste Management	\$20,355	\$15,851	\$0	\$15,851	\$0	\$30,545
101190		Depreciation - Waste Management	\$14,707	\$0	\$0	\$0	\$0	\$22,070
Sub Total - SANITATION HOUSEHOLD REFUSE OP/EXP			\$208,734	\$165,929	\$0	\$165,929	\$0	\$316,344
SANITATION OPERATING INCOME								
101001		Refuse Collection Charges	(\$195,523)	(\$209,000)	(\$209,000)	\$0	(\$195,523)	\$0
101002		Waste Disposal Charges	(\$7,000)	(\$3,759)	(\$3,759)	\$0	(\$7,000)	\$0
101003		Recycling Scheme Income	(\$3,000)	(\$792)	(\$792)	\$0	(\$6,000)	\$0
101004		Scrap Metal Income	\$0	\$0	\$0	\$0	\$0	\$0
Sub Total - SANITATION H/HOLD REFUSE OP/INC			(\$205,523)	(\$213,551)	(\$213,551)	\$0	(\$208,523)	\$0
Total - SANITATION HOUSEHOLD REFUSE			\$3,211	(\$47,622)	(\$213,551)	\$165,929	(\$208,523)	\$316,344
EFFLUENT DRAINAGE SYSTEM								
OPERATING EXPENDITURE								
103100		Septic Tank Inspection Expenses	\$200	\$0	\$0	\$0	\$0	\$200
103101		Liquid Waste Disposal Site (Stanton Road)	\$8,680	\$1,430	\$0	\$1,430	\$0	\$8,680
Sub Total - SEWERAGE OP/EXP			\$8,880	\$1,430	\$0	\$1,430	\$0	\$8,880
OPERATING INCOME								
103002		Septic Licence Fees	(\$2,408)	(\$2,596)	(\$2,596)	\$0	(\$2,800)	\$0
Sub Total - SEWERAGE OP/INC			(\$2,408)	(\$2,596)	(\$2,596)	\$0	(\$2,800)	\$0
Total - SEWERAGE			\$6,472	(\$1,166)	(\$2,596)	\$1,430	(\$2,800)	\$8,880
TOWN PLANNING & REGIONAL DEVELOPMENT								
OPERATING EXPENDITURE								
105100		Town Planning Admin & Control	\$44,730	\$34,337	\$0	\$34,337	\$0	\$73,954
105101		Admin Allocation - Town Planning	\$20,363	\$15,851	\$0	\$15,851	\$0	\$30,545
Sub Total - TOWN PLAN & REG DEV OP/EXP			\$65,093	\$50,188	\$0	\$50,188	\$0	\$104,499
OPERATING INCOME								
105001		Planning Application Fees	(\$2,107)	(\$10,507)	(\$10,507)	\$0	(\$3,000)	\$0
Sub Total - TOWN PLAN & REG DEV OP/INC			(\$2,107)	(\$10,507)	(\$10,507)	\$0	(\$3,000)	\$0
Total - TOWN PLANNING & REGIONAL DEVELOPMENT			\$62,986	\$39,681	(\$10,507)	\$50,188	(\$3,000)	\$104,499

Shire of Boyup Brook
MONTHLY FINANCIAL REPORT

Details By Function Under The Following Program Titles
And Type Of Activities Within The Programme

G/L JOB		YTD COMPARATIVES 28 FEBRUARY 2023		CURRENT YEAR YTD ACTUALS 28 FEBRUARY 2023		ADOPTED BUDGET 2022-2023	
		Budget	Actual	Income	Expenditure	Income	Expenditure
OTHER COMMUNITY AMENITIES							
OPERATING EXPENDITURE							
106101	Cemetery - Operation	\$20,542	\$23,629	\$0	\$23,629	\$0	\$0
106101 B0420	Cemetery - Operation		\$0	\$0	\$0	\$0	\$30,820
106101 B0421	Niche Wall Plaques Operations	\$2,344	\$0	\$0	\$0	\$0	\$2,344
106101 G314	Cemetery Grounds	\$5,103	\$0	\$0	\$0	\$0	\$7,735
106102	Public Toilets - Operation		\$6,726	\$0	\$6,726	\$0	\$0
106102 B0450	Toilets - Lions Park Costs	\$2,434	\$0	\$0	\$0	\$0	\$3,677
106102 B0451	Toilets - Tourist Centre Costs	\$5,044	\$0	\$0	\$0	\$0	\$6,851
106102 B0452	Toilets - Town Hall (External) Costs	\$6,576	\$0	\$0	\$0	\$0	\$10,800
106103	Street Furniture	\$430	\$0	\$0	\$0	\$0	\$430
106150	Admin Allocation - Other Community Amenities	\$10,233	\$7,965	\$0	\$7,965	\$0	\$15,350
106151	Admin Allocation - Cemetery	\$1,137	\$886	\$0	\$886	\$0	\$1,706
106191	Depreciation - Public Toilets	\$673	\$0	\$0	\$0	\$0	\$1,010
106192	Depreciation - Other Community Service's	\$2,023	\$0	\$0	\$0	\$0	\$3,035
Sub Total - OTHER COMMUNITY AMENITIES OP/EXP		\$56,539	\$39,206	\$0	\$39,206	\$0	\$83,758
OPERATING INCOME							
106001	Cemetery Burial Fees	(\$7,500)	\$0	\$0	\$0	(\$7,500)	\$0
106002	License/Other Fees BB Cemetery	(\$1,500)	(\$2,515)	(\$2,515)	\$0	(\$1,500)	\$0
106003	Cemetery - Reservation Fees	\$0	(\$308)	(\$308)	\$0	\$0	\$0
106004	Niche Wall Fees	(\$1,500)	(\$662)	(\$662)	\$0	(\$1,500)	\$0
Sub Total - OTHER COMMUNITY AMENITIES OP/INC		(\$10,500)	(\$3,485)	(\$3,485)	\$0	(\$10,500)	\$0
Total - OTHER COMMUNITY AMENITIES		\$46,039	\$35,722	(\$3,485)	\$39,206	(\$10,500)	\$83,758
Total - COMMUNITY AMENITIES		\$118,708	\$26,615	(\$230,139)	\$256,753	(\$224,823)	\$513,481

Shire of Boyup Brook
MONTHLY FINANCIAL REPORT

Details By Function Under The Following Program Titles
And Type Of Activities Within The Programme

Shire of Boyup Brook							
MONTHLY FINANCIAL REPORT							
Details By Function Under The Following Program Titles And Type Of Activities Within The Programme		YTD COMPARATIVES 28 FEBRUARY 2023		CURRENT YEAR YTD ACTUALS 28 FEBRUARY 2023		ADOPTED BUDGET 2022-2023	
G/L	JOB	Budget	Actual	Income	Expenditure	Income	Expenditure
PUBLIC HALL & CIVIC CENTRES							
OPERATING EXPENDITURE							
111100	Boyup Brook Hall - Operation	\$23,498	\$23,615	\$0	\$23,615	\$0	\$34,233
111102	Halls - Other Public Halls	\$13,302	\$9,102	\$0	\$9,102	\$0	\$18,727
111150	Admin Allocation - Public Halls	\$20,363	\$15,851	\$0	\$15,851	\$0	\$30,545
111190	Depreciation - Public Halls	\$34,255	\$0	\$0	\$0	\$0	\$51,384
Sub Total - PUBLIC HALLS & CIVIC CENTRES OP/EXP		\$91,417	\$48,568	\$0	\$48,568	\$0	\$134,889
OPERATING INCOME							
111001	Hall Hire Fees	\$0	(\$18)	(\$18)	\$0	\$0	\$0
Sub Total - PUBLIC HALLS & CIVIC CENTRES OP/INC		\$0	(\$18)	(\$18)	\$0	\$0	\$0
Total - PUBLIC HALL & CIVIC CENTRES		\$91,417	\$48,550	(\$18)	\$48,568	\$0	\$134,889
OTHER RECREATION & SPORT							
OPERATING EXPENDITURE							
113100	Recreation Complex	\$85,298	\$71,386	\$0	\$71,386	\$0	\$111,842
113109	Walk Trails	\$3,191	\$4,768	\$0	\$4,768	\$0	\$4,254
113110	Townsite Gardens	\$53,561	\$77,972	\$0	\$77,972	\$0	\$73,142
113112	Reserves and Parks Operations	\$46,836	\$65,894	\$0	\$65,894	\$0	\$71,089
113119	Other Recreation Facilities	\$28,429	\$16,895	\$0	\$16,895	\$0	\$45,473
113120	War Memorial	\$4,219	\$5,495	\$0	\$5,495	\$0	\$5,908
113150	Admin Allocation - Other Recreation	\$34,523	\$26,874	\$0	\$26,874	\$0	\$51,786
113124	Support for UBAS	\$3,711	\$3,793	\$0	\$3,793	\$0	\$3,711
113122	Support for ANZAC Day	\$0	\$0	\$0	\$0	\$0	\$11,389
113125	Support for Others	\$16,091	\$18,472	\$0	\$18,472	\$0	\$24,354
113140	Sundry Plant Items	\$0	\$2,839	\$0	\$2,839	\$0	\$11,500
113190	Depreciation - Other Recreation	\$146,941	\$0	\$0	\$0	\$0	\$220,420
113191	Depreciation - Parks & Gardens	\$33,352	\$0	\$0	\$0	\$0	\$50,030
113192	Depreciation: Plant & Equipment	\$10,993	\$0	\$0	\$0	\$0	\$16,490
Sub Total - OTHER RECREATION & SPORT OP/EXP		\$467,144	\$294,387	\$0	\$294,387	\$0	\$701,388
OPERATING INCOME							
113003	Rec Ground Use Hire Fees	(\$3,400)	(\$3,541)	(\$3,541)	\$0	(\$3,400)	\$0
113022	Recreation - Capital Grants & Contributions	\$0	\$0	\$0	\$0	(\$95,714)	\$0
Sub Total - OTHER RECREATION & SPORT OP/INC		(\$3,400)	(\$3,541)	(\$3,541)	\$0	(\$99,114)	\$0
Total - OTHER RECREATION & SPORT		\$463,744	\$290,846	(\$3,541)	\$294,387	(\$99,114)	\$701,388
SWIMMING POOL							
OPERATING EXPENDITURE							
112100	Swimming Pool & Gymnasium General Operations	\$74,947	\$35,936	\$0	\$35,936	\$0	\$90,024
112101	Swimming Pool Building Costs	\$57,762	\$45,158	\$0	\$45,158	\$0	\$81,940
112102	Swimming Pool Employee Costs	\$77,672	\$64,895	\$0	\$64,895	\$0	\$94,986
112103	Interest on Loan 114 - upgrade pool bowl	\$3,354	\$3,354	\$0	\$3,354	\$0	\$3,354
112104	Swimming Pool Employee Superannuation	\$7,356	\$3,941	\$0	\$3,941	\$0	\$8,795
112106	Pool Staff - Fringe Benefits Tax	\$1,250	\$0	\$0	\$0	\$0	\$2,500
112108	Gym Employee Costs	\$0	\$1,694	\$0	\$1,694	\$0	\$0
112150	Admin Allocation - Swimming Pool	\$22,525	\$17,540	\$0	\$17,540	\$0	\$33,801
112190	Depreciation - Swimming Pool	\$11,822	\$0	\$0	\$0	\$0	\$17,740
Sub Total - SWIMMING POOL OP/EXP		\$256,688	\$172,516	\$0	\$172,516	\$0	\$333,140
OPERATING INCOME							
112003	Pool Daily Admission Fees	(\$14,296)	(\$10,087)	(\$10,087)	\$0	(\$15,700)	\$0
112004	Season Tickets Fees	(\$17,000)	(\$15,342)	(\$15,342)	\$0	(\$17,000)	\$0
112005	Pool Hire Fees	(\$182)	(\$473)	(\$473)	\$0	(\$200)	\$0
112006	Gym Equipment Hire Fees	(\$7,000)	(\$8,152)	(\$8,152)	\$0	(\$7,000)	\$0
112007	Pool Teaching Programme Fees	(\$2,000)	(\$3,305)	(\$3,305)	\$0	(\$2,000)	\$0
112008	Vacation Swimming Passes	(\$900)	(\$770)	(\$770)	\$0	(\$900)	\$0
112009	Capital Grants and Contributions	\$0	(\$20,000)	(\$20,000)	\$0	\$0	\$0
Sub Total - SWIMMING POOL OP/INC		(\$41,379)	(\$58,129)	(\$58,129)	\$0	(\$42,800)	\$0
Total - SWIMMING POOL		\$215,309	\$114,388	(\$58,129)	\$172,516	(\$42,800)	\$333,140

Shire of Boyup Brook
MONTHLY FINANCIAL REPORT

Details By Function Under The Following Program Titles
And Type Of Activities Within The Programme

Shire of Boyup Brook							
MONTHLY FINANCIAL REPORT							
Details By Function Under The Following Program Titles And Type Of Activities Within The Programme		YTD COMPARATIVES 28 FEBRUARY 2023		CURRENT YEAR YTD ACTUALS 28 FEBRUARY 2023		ADOPTED BUDGET 2022-2023	
G/L	JOB	Budget	Actual	Income	Expenditure	Income	Expenditure
TELEVISION & RADIO REBROADCASTING							
OPERATING EXPENDITURE							
114005	Telecommunications Tower	\$4,035	\$1,115	\$0	\$1,115	\$0	\$5,228
Sub Total - TV & RADIO REBROADCASTING OP/EXP		\$4,035	\$1,115	\$0	\$1,115	\$0	\$5,228
OPERATING INCOME							
114010	Radio & Mobile Tower Site (Including NBN) Fees or Charges	(\$9,795)	(\$9,747)	(\$9,747)	\$0	(\$9,795)	\$0
Sub Total - TV & RADIO REBROADCASTING OP/INC		(\$9,795)	(\$9,747)	(\$9,747)	\$0	(\$9,795)	\$0
Total - TV & RADIO REBROADCASTING		(\$5,760)	(\$8,632)	(\$9,747)	\$1,115	(\$9,795)	\$5,228
LIBRARIES							
OPERATING EXPENDITURE							
115100	Library Operations	\$12,378	\$10,165	\$0	\$10,165	\$0	\$23,115
115101	State Library Grant Expenditure	\$0	\$7,808	\$0	\$7,808	\$0	\$0
115150	Admin Allocation - Libraries	\$56,022	\$43,609	\$0	\$43,609	\$0	\$84,037
Sub Total - LIBRARIES OP/EXP		\$68,400	\$61,582	\$0	\$61,582	\$0	\$107,152
OPERATING INCOME							
115001	State Library Grant Income	\$0	(\$7,808)	(\$7,808)	\$0	\$0	\$0
Sub Total - LIBRARIES OP/INC		\$0	(\$7,808)	(\$7,808)	\$0	\$0	\$0
Total - LIBRARIES		\$68,400	\$53,774	(\$7,808)	\$61,582	\$0	\$107,152
OTHER CULTURE							
OPERATING EXPENDITURE							
116100	Museum	\$8,010	\$2,984	\$0	\$2,984	\$0	\$9,485
116101	Craft Hut	\$1,701	\$2,261	\$0	\$2,261	\$0	\$2,413
116102	Support for Sandakan (Ceremony)	\$9,688	\$6,927	\$0	\$6,927	\$0	\$10,123
116150	Admin Allocated - Other Culture	\$10,233	\$7,965	\$0	\$7,965	\$0	\$15,350
116190	Depreciation - Other Culture	\$7,930	\$0	\$0	\$0	\$0	\$11,895
Sub Total - OTHER CULTURE OP/EXP		\$37,561	\$20,138	\$0	\$20,138	\$0	\$49,266
OPERATING INCOME							
116001	Reimbursements - Other Culture	\$0	\$0	\$0	\$0	\$0	\$0
Sub Total - OTHER CULTURE OP/INC		\$0	\$0	\$0	\$0	\$0	\$0
Total - OTHER CULTURE		\$37,561	\$20,138	\$0	\$20,138	\$0	\$49,266
Total - RECREATION AND CULTURE		\$870,671	\$519,063	(\$79,243)	\$598,306	(\$151,709)	\$1,331,063

Shire of Boyup Brook
MONTHLY FINANCIAL REPORT

Details By Function Under The Following Program Titles
And Type Of Activities Within The Programme

Shire of Boyup Brook							
MONTHLY FINANCIAL REPORT							
Details By Function Under The Following Program Titles And Type Of Activities Within The Programme		YTD COMPARATIVES		CURRENT YEAR		ADOPTED BUDGET	
		28 FEBRUARY 2023		YTD ACTUALS		2022-2023	
G/L	JOB	Budget	Actual	Income	Expenditure	Income	Expenditure
STREETS, RD, BRIDGES, DEPOT - CONSTRUCTION							
OPERATING EXPENDITURE							
Sub Total - ST,RDS,BRIDGES,DEPOT-CONST OP/EXP		\$0	\$0	\$0	\$0	\$0	\$0
OPERATING INCOME							
121001	RRG Project Grants	(\$917,600)	(\$306,800)	(\$306,800)	\$0	(\$1,147,000)	\$0
121002	Grants Direct - State - MRD - (OP)	(\$187,705)	(\$191,742)	(\$191,742)	\$0	(\$187,705)	\$0
121003	Grants - Federal - Roads to Recovery Grant (Cap)	(\$176,591)	(\$79,127)	(\$79,127)	\$0	(\$593,098)	\$0
121004	Capital Grants Other & Road Contributions	(\$372,954)	(\$514,465)	(\$514,465)	\$0	(\$928,921)	\$0
121007	Special Bridge Funding	\$0	(\$170,000)	(\$170,000)	\$0	\$0	\$0
Sub Total - ST,RDS,BRIDGES,DEPOT - CONST OP/INC		(\$1,654,850)	(\$1,262,134)	(\$1,262,134)	\$0	(\$2,856,724)	\$0
Total - ST,RDS,BRIDGES,DEPOT - CONST		(\$1,654,850)	(\$1,262,134)	(\$1,262,134)	\$0	(\$2,856,724)	\$0
STREETS,ROADS, BRIDGES, DEPOTS - MAINTENANCE							
OPERATING EXPENDITURE							
122100	Depot Building - Building Costs	\$32,138	\$54,092	\$0	\$54,092	\$0	\$61,748
122101	Depot General Operations	\$11,399	\$8,313	\$0	\$8,313	\$0	\$18,752
122103	Road Maintenance & Repairs	\$323,986	\$147,345	\$0	\$147,345	\$0	\$421,364
122104	Roads Vegetation Clearing Offset Costs	\$0	\$594	\$0	\$594	\$0	\$0
122107	Maintenance Grading	\$109,560	\$129,612	\$0	\$129,612	\$0	\$302,567
122105	Repairs & Maint - Bridges	\$105,514	\$135,624	\$0	\$135,624	\$0	\$185,061
122106	Shire Radio Network Costs	\$22	\$307	\$0	\$307	\$0	\$3,857
122108	Drains & Culverts	\$25,444	\$23,260	\$0	\$23,260	\$0	\$97,488
122109	Verge Pruning	\$100,965	\$99,617	\$0	\$99,617	\$0	\$106,346
122110	Verge Spraying	\$4,747	\$4,243	\$0	\$4,243	\$0	\$29,798
122111	Crossovers Maintenance	\$750	\$1,002	\$0	\$1,002	\$0	\$750
122112	Town Services Drainage	\$2,715	\$807	\$0	\$807	\$0	\$3,700
122113	Town Services - Footpaths	\$4,886	\$2,240	\$0	\$2,240	\$0	\$5,749
122114	Town Services Road Repairs	\$8,434	\$9,471	\$0	\$9,471	\$0	\$10,444
122115	Town Services - Tree Pruning	\$13,938	\$25,424	\$0	\$25,424	\$0	\$18,080
122116	Street Lighting	\$16,374	\$20,082	\$0	\$20,082	\$0	\$28,000
122117	Traffic Signs	\$3,778	\$4,818	\$0	\$4,818	\$0	\$5,800
122120	Roman Road Data Pickup	\$20,136	\$9,037	\$0	\$9,037	\$0	\$20,284
122121	Town Services - Verge Spraying	\$16,170	\$12,762	\$0	\$12,762	\$0	\$34,932
122122	Road Sweeping	\$4,563	\$5,293	\$0	\$5,293	\$0	\$9,125
122123	Emergency Services	\$10,998	\$32,458	\$0	\$32,458	\$0	\$19,401
122126	Streetscaping Expenses	\$6,800	\$14,386	\$0	\$14,386	\$0	\$10,000
122127	Consulting Engineer Expenses	\$25,002	\$0	\$0	\$0	\$0	\$50,000
122131	Rural Street Addressing	\$1,101	\$328	\$0	\$328	\$0	\$2,381
122150	Admin Allocated - Road Maintenance	\$254,679	\$198,253	\$0	\$198,253	\$0	\$382,034
122190	Depreciation - Transport Other	\$14,249	\$0	\$0	\$0	\$0	\$21,375
122191	Depreciation - Infrastructure	\$17,296	\$0	\$0	\$0	\$0	\$25,945
122192	Depreciation Roads	\$1,098,299	\$0	\$0	\$0	\$0	\$1,647,515
122193	Depreciation - Bridges	\$430,349	\$0	\$0	\$0	\$0	\$645,550
122194	Depreciation - Footpaths	\$11,503	\$0	\$0	\$0	\$0	\$17,255
122195	Depreciation - Drainage	\$181,179	\$0	\$0	\$0	\$0	\$271,780
123119	Minor Assets and Sundry Items	\$12,500	\$8,229	\$0	\$8,229	\$0	\$25,000
Sub Total - MTCE STREETS ROADS DEPOTS OP/EXP		\$2,869,475	\$947,599	\$0	\$947,599	\$0	\$4,482,081
OPERATING INCOME							
122001	Reimbursements - Roads Mtce	\$0	(\$909)	(\$909)	\$0	\$0	\$0
122002	Profit on Disposal of Assets	\$0	\$0	\$0	\$0	\$0	\$0
122003	Sale of Old Materials and Minor Items	\$0	\$0	\$0	\$0	\$0	\$0
Sub Total - MTCE STREETS ROADS DEPOTS OP/INC		\$0	(\$909)	(\$909)	\$0	\$0	\$0
Total - MTCE STREETS ROADS DEPOTS		\$2,869,475	\$946,690	(\$909)	\$947,599	\$0	\$4,482,081

Shire of Boyup Brook
MONTHLY FINANCIAL REPORT

Details By Function Under The Following Program Titles
And Type Of Activities Within The Programme

Shire of Boyup Brook							
MONTHLY FINANCIAL REPORT							
Details By Function Under The Following Program Titles And Type Of Activities Within The Programme		YTD COMPARATIVES 28 FEBRUARY 2023		CURRENT YEAR YTD ACTUALS 28 FEBRUARY 2023		ADOPTED BUDGET 2022-2023	
G/L	JOB	Budget	Actual	Income	Expenditure	Income	Expenditure
TRAFFIC CONTROL							
OPERATING EXPENDITURE							
125150	Administration Allocated - Traffic Control	\$76,384	\$59,460	\$0	\$59,460	\$0	\$114,581
Sub Total - TRAFFIC CONTROL OP/EXP		\$76,384	\$59,460	\$0	\$59,460	\$0	\$114,581
OPERATING INCOME							
125001	Licensing Service	(\$17,032)	(\$20,273)	(\$20,273)	\$0	(\$27,400)	\$0
125002	Motor Vehicle Plates	(\$692)	(\$648)	(\$648)	\$0	(\$1,000)	\$0
125005	Sundry Receipts - Heavy Haulage Permits etc	\$0	(\$1,587)	(\$1,587)	\$0	\$0	\$0
Sub Total - TRAFFIC CONTROL OP/INC		(\$17,724)	(\$22,508)	(\$22,508)	\$0	(\$28,400)	\$0
Total - TRAFFIC CONTROL		\$58,660	\$36,952	(\$22,508)	\$59,460	(\$28,400)	\$114,581
AERODROMES							
OPERATING EXPENDITURE							
126100	Airstrip	\$12,945	\$3,438	\$0	\$3,438	\$0	\$19,652
126190	Depreciation - Airport	\$15,153	\$0	\$0	\$0	\$0	\$22,730
Sub Total - AERODROMES OP/EXP		\$28,097	\$3,438	\$0	\$3,438	\$0	\$42,382
OPERATING INCOME							
126003	Non-Operating Grants & Subsidies	(\$23,821)	(\$34,349)	(\$34,349)	\$0	(\$23,821)	\$0
Sub Total - AERODROMES OP/INC		(\$23,821)	(\$34,349)	(\$34,349)	\$0	(\$23,821)	\$0
Total - AERODROMES		\$4,276	(\$30,911)	(\$34,349)	\$3,438	(\$23,821)	\$42,382
Total - TRANSPORT		\$1,277,561	(\$309,403)	(\$1,319,900)	\$1,010,497	(\$2,908,945)	\$4,639,044

Shire of Boyup Brook
MONTHLY FINANCIAL REPORT

Details By Function Under The Following Program Titles
And Type Of Activities Within The Programme

Shire of Boyup Brook							
MONTHLY FINANCIAL REPORT							
Details By Function Under The Following Program Titles And Type Of Activities Within The Programme		YTD COMPARATIVES 28 FEBRUARY 2023		CURRENT YEAR YTD ACTUALS 28 FEBRUARY 2023		ADOPTED BUDGET 2022-2023	
G/L	JOB	Budget	Actual	Income	Expenditure	Income	Expenditure
RURAL SERVICES							
OPERATING EXPENDITURE							
131001	Rural Services Expenses	\$2,253	\$0	\$0	\$0	\$0	\$2,504
Sub Total - RURAL SERVICES OP/EXP		\$2,253	\$0	\$0	\$0	\$0	\$2,504
OPERATING INCOME				\$0	\$0	\$0	\$0
Sub Total - RURAL SERVICES OP/INC		\$0	\$0	\$0	\$0	\$0	\$0
Total - RURAL SERVICES		\$2,253	\$0	\$0	\$0	\$0	\$2,504
TOURISM AND AREA PROMOTION							
OPERATING EXPENDITURE							
132110	Tourist Bay	\$1,432	\$1,379	\$0	\$1,379	\$0	\$2,713
132103	Community Development Officer	\$0	\$8,283	\$0	\$8,283	\$0	\$0
132104	Tourist Centre	\$50,665	\$23,060	\$0	\$23,060	\$0	\$62,219
132106	Promotion Activities	\$14,645	\$250	\$0	\$250	\$0	\$21,056
132107	OPSFMIL Flax Mill Complex General Operations	\$23,140	\$10,504	\$0	\$10,504	\$0	\$35,993
132108	B0665 Caravan Park/Flax Mill Complex Building Operation	\$47,088	\$95,281	\$0	\$95,281	\$0	\$97,061
132111	Carnaby Beetle Collection	\$100	\$90	\$0	\$90	\$0	\$100
132114	Community Development Expenses	\$150	\$0	\$0	\$0	\$0	\$150
132116	CDO Vehicle Op Costs GEN	\$0	\$4,379	\$0	\$4,379	\$0	\$0
132150	Admin Allocated Tourism	\$35,660	\$27,759	\$0	\$27,759	\$0	\$53,492
132151	Admin Allocated Caravan Pk	\$10,233	\$7,965	\$0	\$7,965	\$0	\$15,350
132190	Depreciation - Tourism/Area Promotion	\$2,860	\$0	\$0	\$0	\$0	\$4,290
132191	Depreciation - Caravan Pk/Flax	\$30,082	\$0	\$0	\$0	\$0	\$45,125
Sub Total - TOURISM & AREA PROMOTION OP/EXP		\$216,054	\$178,949	\$0	\$178,949	\$0	\$337,549
OPERATING INCOME							
132002	Caravan Park & Complex Fees & Charges	(\$51,204)	(\$9,110)	(\$9,110)	\$0	(\$60,000)	\$0
132003	Flax Mill Sheds Storage Charges	(\$7,196)	(\$8,689)	(\$8,689)	\$0	(\$12,000)	\$0
132007	Other Income	(\$1,498)	(\$11,861)	(\$11,861)	\$0	(\$4,000)	\$0
132010	Non-Operating Grants, Subsidies & Contributions	(\$45,412)	\$0	\$0	\$0	(\$75,687)	\$0
Sub Total - TOURISM & AREA PROMOTION OP/INC		(\$105,311)	(\$29,660)	(\$29,660)	\$0	(\$151,687)	\$0
Total - TOURISM & AREA PROMOTION		\$110,743	\$149,289	(\$29,660)	\$178,949	(\$151,687)	\$337,549
BUILDING CONTROL							
OPERATING EXPENDITURE							
133100	Building Control	\$13,192	\$7,617	\$0	\$7,617	\$0	\$19,789
133101	Building Control - Other Costs	\$33,850	\$62	\$0	\$62	\$0	\$33,850
133102	Building Control Superannuation	\$1,385	\$622	\$0	\$622	\$0	\$2,078
133103	Building Control - BMO	\$4,745	\$2,358	\$0	\$2,358	\$0	\$7,400
133150	Admin Allocated - Building Control Expenses	\$10,233	\$7,965	\$0	\$7,965	\$0	\$15,350
Sub Total - BUILDING CONTROL OP/EXP		\$63,405	\$18,624	\$0	\$18,624	\$0	\$78,467
BUILDING CONTROL OP/INC							
133001	Building Licences (UFEE)	(\$10,721)	(\$8,561)	(\$8,561)	\$0	(\$15,000)	\$0
133002	BCITF Levy - Commission	(\$86)	(\$149)	(\$149)	\$0	(\$120)	\$0
133003	Builders Services Levy - Commission	(\$139)	(\$172)	(\$172)	\$0	(\$195)	\$0
Sub Total - BUILDING CONTROL OP/INC		(\$10,946)	(\$8,881)	(\$8,881)	\$0	(\$15,315)	\$0
Total - BUILDING CONTROL		\$52,460	\$9,743	(\$8,881)	\$18,624	(\$15,315)	\$78,467

Shire of Boyup Brook
MONTHLY FINANCIAL REPORT

Details By Function Under The Following Program Titles
And Type Of Activities Within The Programme

Shire of Boyup Brook							
MONTHLY FINANCIAL REPORT							
Details By Function Under The Following Program Titles And Type Of Activities Within The Programme		YTD COMPARATIVES 28 FEBRUARY 2023		CURRENT YEAR YTD ACTUALS 28 FEBRUARY 2023		ADOPTED BUDGET 2022-2023	
G/L	JOB	Budget	Actual	Income	Expenditure	Income	Expenditure
SALEYARDS & MARKETS							
OPERATING EXPENDITURE							
134100	Saleyards	\$14,173	\$7,965	\$0	\$7,965	\$0	\$18,475
134190	Depreciation - Saleyards & Markets	\$0	\$0	\$0	\$0	\$0	\$113,345
Sub Total - SALEYARDS & MARKETS OP/EXP		\$14,173	\$7,965	\$0	\$7,965	\$0	\$131,820
OPERATING INCOME							
134001	Reimbursements - Saleyards	(\$2,400)	\$0	\$0	\$0	(\$3,000)	\$0
Sub Total - SALEYARDS & MARKETING OP/INC		(\$2,400)	\$0	\$0	\$0	(\$3,000)	\$0
Total - SALEYARDS & MARKETS		\$11,773	\$7,965	\$0	\$7,965	(\$3,000)	\$131,820
OTHER ECONOMIC SERVICES							
OPERATING EXPENDITURE							
135100	Standpipes Expenses	\$24,301	\$10,948	\$0	\$10,948	\$0	\$36,977
135102	Economic Development Projects	\$6,000	\$0	\$0	\$0	\$0	\$7,500
135103	Country Music Festival Expenses	\$15,455	\$15,000	\$0	\$15,000	\$0	\$15,910
135105	Abel Street Shop	\$8,187	\$6,706	\$0	\$6,706	\$0	\$12,608
135150	Admin Allocated - Other Economic Development	\$10,233	\$7,965	\$0	\$7,965	\$0	\$15,350
135190	Depreciation - Develop/Facilities	\$2,577	\$0	\$0	\$0	\$0	\$3,865
Sub Total - OTHER ECONOMIC SERVICES OP/EXP		\$66,752	\$40,619	\$0	\$40,619	\$0	\$92,210
OPERATING INCOME							
135001	Standpipe Water	(\$5,427)	(\$10,088)	(\$10,088)	\$0	(\$8,000)	\$0
135005	Abel Street Shop Rental	(\$10,533)	(\$10,218)	(\$10,218)	\$0	(\$15,800)	\$0
Sub Total - OTHER ECONOMIC SERVICES OP/INC		(\$15,960)	(\$20,306)	(\$20,306)	\$0	(\$23,800)	\$0
Total - OTHER ECONOMIC SERVICES		\$50,792	\$20,313	(\$20,306)	\$40,619	(\$23,800)	\$92,210
Total - ECONOMIC SERVICES		\$228,021	\$187,310	(\$58,848)	\$246,158	(\$193,802)	\$642,550

Shire of Boyup Brook
MONTHLY FINANCIAL REPORT

Details By Function Under The Following Program Titles
And Type Of Activities Within The Programme

Shire of Boyup Brook							
MONTHLY FINANCIAL REPORT							
Details By Function Under The Following Program Titles And Type Of Activities Within The Programme		YTD COMPARATIVES		CURRENT YEAR		ADOPTED BUDGET	
		28 FEBRUARY 2023		YTD ACTUALS		2022-2023	
G/L	JOB	Budget	Actual	Income	Expenditure	Income	Expenditure
PRIVATE WORKS							
OPERATING EXPENDITURE							
141100	Private Works - Costs	\$9,640	\$6,032	\$0	\$6,032	\$0	\$12,990
Sub Total - PRIVATE WORKS OP/EXP		\$9,640	\$6,032	\$0	\$6,032	\$0	\$12,990
OPERATING INCOME							
141001	Private Works - Recoup Charges	(\$11,710)	(\$4,075)	(\$4,075)	\$0	(\$12,990)	\$0
Sub Total - PRIVATE WORKS OP/INC		(\$11,710)	(\$4,075)	(\$4,075)	\$0	(\$12,990)	\$0
Total - PRIVATE WORKS		(\$2,071)	\$1,957	(\$4,075)	\$6,032	(\$12,990)	\$12,990
PUBLIC WORKS OVERHEADS							
OPERATING EXPENDITURE							
143100	Supervision	\$173,772	\$228,361	\$0	\$228,361	\$0	\$311,084
143101	Consultant Engineer	\$11,250	\$0	\$0	\$0	\$0	\$15,000
143102	Works Manager Vehicle Op Costs	\$1,418	\$0	\$0	\$0	\$0	\$2,380
143103	FBT Works Staff	\$1,800	\$0	\$0	\$0	\$0	\$3,600
143104	Insurance on Works	\$19,945	\$20,266	\$0	\$20,266	\$0	\$19,945
143105	Superannuation of Workmen	\$85,605	\$89,845	\$0	\$89,845	\$0	\$129,371
143106	PWOH Leave - Depot	\$127,174	\$113,078	\$0	\$113,078	\$0	\$185,439
143107	Protective Clothing	\$1,160	\$4,796	\$0	\$4,796	\$0	\$5,800
143108	Uniforms	\$1,211	\$0	\$0	\$0	\$0	\$1,615
143109	Training & Meeting Expenses	\$30,853	\$19,644	\$0	\$19,644	\$0	\$57,337
143110	Occupational Health & Safety	\$21,136	\$41,614	\$0	\$41,614	\$0	\$46,128
143111	Other Expenses	\$78	\$124	\$0	\$124	\$0	\$1,015
143115	Provision for Leave Accruals	\$0	\$0	\$0	\$0	\$0	\$9,780
143116	Conferences and Training Courses (MOW)	\$3,938	\$300	\$0	\$300	\$0	\$5,250
143117	Works Manager Housing	\$0	\$75	\$0	\$75	\$0	\$15,600
143150	Admin Allocated - Works Overhead	\$20,363	\$15,851	\$0	\$15,851	\$0	\$30,545
143180	LESS PWOH ALLOCATED - PROJECTS	(\$499,702)	(\$554,859)	\$0	(\$554,859)	\$0	(\$839,889)
Sub Total - PUBLIC WORKS O/HEADS OP/EXP		\$0	(\$20,905)	\$0	(\$20,905)	\$0	\$0
OPERATING INCOME							
143001	Workers Compensation Reimbursements	\$0	(\$35,329)	(\$35,329)	\$0	(\$600)	\$0
Sub Total - PUBLIC WORKS O/HEADS OP/INC		\$0	(\$35,329)	(\$35,329)	\$0	(\$600)	\$0
Total - PUBLIC WORKS OVERHEADS		\$0	(\$56,235)	(\$35,329)	(\$20,905)	(\$600)	\$0
PLANT OPERATIONS COSTS							
OPERATING EXPENDITURE							
144100	Repair Wages	\$75,042	\$36,120	\$0	\$36,120	\$0	\$99,910
144101	Fuel & Oil	\$169,892	\$137,742	\$0	\$137,742	\$0	\$265,000
144102	Tyres & Tubes	\$4,479	\$11,133	\$0	\$11,133	\$0	\$16,215
144103	Parts and Repairs	\$45,662	\$43,186	\$0	\$43,186	\$0	\$155,950
144104	Licenses	\$425	\$1,186	\$0	\$1,186	\$0	\$8,500
144105	Insurance	\$35,110	\$44,289	\$0	\$44,289	\$0	\$35,110
144106	Blades & Points	\$6,500	\$5,023	\$0	\$5,023	\$0	\$10,000
144107	Expendable Tools	\$8,066	\$6,515	\$0	\$6,515	\$0	\$12,100
144108	Freight Costs	\$0	\$0	\$0	\$0	\$0	\$0
144110	Superannuation - Mechanic	\$8,164	\$6,092	\$0	\$6,092	\$0	\$10,870
144150	Admin Allocated POC	\$6,098	\$4,747	\$0	\$4,747	\$0	\$9,148
144190	Depreciation - Plant	\$154,044	\$0	\$0	\$0	\$0	\$231,075
144180	LESS POC ALLOCATED - PROJECTS	(\$513,483)	(\$552,860)	\$0	(\$552,860)	\$0	(\$853,878)
Sub Total - PLANT OPERATIONS COSTS OP/EXP		\$0	(\$256,825)	\$0	(\$256,825)	\$0	\$0
OPERATING INCOME							
144001	Diesel Rebate	(\$23,471)	\$0	\$0	\$0	(\$35,000)	\$0
144002	Reimbursements - Operating	\$0	(\$3,143)	(\$3,143)	\$0	\$0	\$0
Sub Total - PLANT OPERATIONS COSTS OP/INC		(\$23,471)	(\$3,143)	(\$3,143)	\$0	(\$35,000)	\$0
Total - PLANT OPERATIONS COSTS		(\$23,471)	(\$259,969)	(\$3,143)	(\$256,825)	(\$35,000)	\$0

Shire of Boyup Brook
MONTHLY FINANCIAL REPORT

Details By Function Under The Following Program Titles
And Type Of Activities Within The Programme

Shire of Boyup Brook							
MONTHLY FINANCIAL REPORT							
Details By Function Under The Following Program Titles And Type Of Activities Within The Programme		YTD COMPARATIVES 28 FEBRUARY 2023		CURRENT YEAR YTD ACTUALS 28 FEBRUARY 2023		ADOPTED BUDGET 2022-2023	
G/L	JOB	Budget	Actual	Income	Expenditure	Income	Expenditure
SALARIES AND WAGES							
OPERATING EXPENDITURE							
145100	Gross Total Salaries and Wages	\$2,371,492	\$2,405,491	\$0	\$2,405,491	\$0	\$3,557,380
145130	LESS SALS/WAGES ALLOCATED	(\$2,371,492)	(\$2,387,763)	\$0	(\$2,387,763)	\$0	(\$3,557,380)
145101	Workers Compensation Expenses	\$0	\$35,887	\$0	\$35,887	\$0	\$0
Sub Total - SALARIES AND WAGES OP/EXP		\$0	\$53,615	\$0	\$53,615	\$0	\$0
OPERATING INCOME							
145001	Reimbursements - Administration	\$0	\$0	\$0	\$0	\$0	\$0
Sub Total - SALARIES AND WAGES OP/INC		\$0	\$0	\$0	\$0	\$0	\$0
Total - SALARIES AND WAGES		\$0	\$53,615	\$0	\$53,615	\$0	\$0
ADMINISTRATION							
OPERATING EXPENDITURE							
146100	Advertising	\$3,629	\$5,245	\$0	\$5,245	\$0	\$7,745
146101	Audit Fees	\$39,000	\$41,980	\$0	\$41,980	\$0	\$39,000
146102	Bank Fees	\$8,569	\$1,284	\$0	\$1,284	\$0	\$10,400
146103	Administration Building Costs	\$32,195	\$38,481	\$0	\$38,481	\$0	\$55,543
146105	Administration Staff Employee Costs	\$518,642	\$497,810	\$0	\$497,810	\$0	\$820,170
146106	Consultants	\$62,294	\$61,756	\$0	\$61,756	\$0	\$153,000
146108	Insurance	\$14,730	\$14,910	\$0	\$14,910	\$0	\$14,730
146109	Legal Expenses	\$9,760	\$4,436	\$0	\$4,436	\$0	\$20,000
146110	IT System Operation & maintenance	\$106,604	\$94,809	\$0	\$94,809	\$0	\$137,435
146111	Office Equipment Maintenance	\$3,750	\$0	\$0	\$0	\$0	\$5,000
146112	Administration - Postage & Freight	\$3,128	\$3,618	\$0	\$3,618	\$0	\$5,500
146113	Printing and Stationery	\$10,376	\$9,022	\$0	\$9,022	\$0	\$12,700
146114	Administration Vehicle Costs	\$800	\$0	\$0	\$0	\$0	\$800
146115	Administration - Fringe Benefits Tax	\$7,200	\$2,118	\$0	\$2,118	\$0	\$9,600
146117	Employers Indemnity Insurance	\$35,245	\$35,869	\$0	\$35,869	\$0	\$35,245
146118	Subscriptions	\$21,440	\$19,610	\$0	\$19,610	\$0	\$21,440
146119	Administration Staff Housing	\$13,860	\$15,113	\$0	\$15,113	\$0	\$19,160
146120	Uniform Allowance	\$990	\$217	\$0	\$217	\$0	\$3,000
146121	Telephones	\$6,666	\$4,223	\$0	\$4,223	\$0	\$10,000
146122	Minor Furniture & Equip Under \$2000	\$4,500	\$1,163	\$0	\$1,163	\$0	\$7,500
146123	Conferences/Training/Professional Development	\$8,512	\$8,881	\$0	\$8,881	\$0	\$16,070
146124	Superannuation	\$63,519	\$56,406	\$0	\$56,406	\$0	\$120,170
146126	Employee (Packaging) Costs	\$0	\$0	\$0	\$0	\$0	\$725
146128	Administration - OSH	\$3,550	\$129	\$0	\$129	\$0	\$3,550
146190	Depreciation - Administration	\$14,673	\$0	\$0	\$0	\$0	\$22,010
146150	Less Administration Costs Alloc	(\$993,631)	(\$804,597)	\$0	(\$804,597)	\$0	(\$1,550,493)
Sub Total - ADMINISTRATION OP/EXP		\$0	\$112,482	\$0	\$112,482	\$0	\$0
OPERATING INCOME - ADMINISTRATION							
146001	Reimbursements - Administration	(\$300)	(\$292)	(\$292)	\$0	(\$300)	\$0
Sub Total - ADMINISTRATION OP/INC		(\$300)	(\$292)	(\$292)	\$0	(\$300)	\$0
Total - ADMINISTRATION		(\$300)	\$112,190	(\$292)	\$112,482	(\$300)	\$0
UNCLASSIFIED							
OPERATING EXPENDITURE							
149001	Rylington Park Operational Expenses	\$463,872	\$444,687	\$0	\$444,687	\$0	\$818,586
149002	Rylington Park Asset Depreciation	\$11,236	\$0	\$0	\$0	\$0	\$16,855
Sub Total - UNCLASSIFIED OP/EXP		\$475,109	\$444,687	\$0	\$444,687	\$0	\$835,441
OPERATING INCOME					(\$0)		
147100	Revaluation Profit on Local Govt House Unit Trust	\$0	\$0	\$0	\$0		
149101	Rylington Park Income	(\$483,380)	(\$766,015)	(\$766,015)	\$0	(\$832,337)	\$0
Sub Total - UNCLASSIFIED OP/INC		(\$483,380)	(\$766,015)	(\$766,015)	\$0	(\$832,337)	\$0
Total - UNCLASSIFIED		(\$8,271)	(\$321,328)	(\$766,015)	\$444,687	(\$832,337)	\$835,441
Total - OTHER PROPERTY AND SERVICES		(\$34,113)	(\$469,770)	(\$808,854)	\$339,085	(\$881,227)	\$848,431

Shire of Boyup Brook
MONTHLY FINANCIAL REPORT

Details By Function Under The Following Program Titles
And Type Of Activities Within The Programme

Shire of Boyup Brook							
MONTHLY FINANCIAL REPORT							
Details By Function Under The Following Program Titles And Type Of Activities Within The Programme		YTD COMPARATIVES 28 FEBRUARY 2023		CURRENT YEAR YTD ACTUALS 28 FEBRUARY 2023		ADOPTED BUDGET 2022-2023	
G/L	JOB	Budget	Actual	Income	Expenditure	Income	Expenditure
TRANSFERS TO/FROM RESERVES							
EXPENDITURE							
300101	Transfer to Reserves	\$667	\$0	\$0	\$0	\$0	\$101,000
Sub Total - TRANSFER TO OTHER COUNCIL FUNDS		\$667	\$0	\$0	\$0	\$0	\$101,000
INCOME							
300102	Transfer from Reserves	\$0	\$0	\$0	\$0	(\$154,100)	\$0
Total - TRANSFER FROM OTHER COUNCIL FUNDS		\$0	\$0	\$0	\$0	(\$154,100)	\$0
Total - FUND TRANSFER		\$667	\$0	\$0	\$0	(\$154,100)	\$101,000
000000 (Surplus) / Deficit - Carried Forward		(\$2,413,807)	(\$2,375,392)	(\$2,375,392)	\$0	(\$2,413,807)	\$0
Sub Total - SURPLUS C/FWD		(\$2,413,807)	(\$2,375,392)	(\$2,375,392)	\$0	(\$2,413,807)	\$0
Total - SURPLUS		(\$2,413,807)	(\$2,375,392)	(\$2,375,392)	\$0	(\$2,413,807)	\$0
NEW LONG TERM LOANS							
INCOME							
New	New Loan - Caravan Park Ablutions	(\$250,000)	\$0	\$0	\$0	(\$250,000)	\$0
Sub Total - LONG TERM LOANS		(\$250,000)	\$0	\$0	\$0	(\$250,000)	\$0
Total - DEFERRED ASSETS		(\$250,000)	\$0	\$0	\$0	(\$250,000)	\$0
LIABILITY LOANS & FINANCE LEASES - PRINCIPAL REPAYMENTS							
CAPITAL EXPENDITURE							
146800	Principal Repayment on Loans	\$17,536	\$17,535	\$0	\$17,535	\$0	\$21,384
146801	Principal Repayments - Finance Leases	\$12,816	\$14,474	\$0	\$14,474	\$0	\$19,224
Sub Total - LOAN REPAYMENTS		\$30,352	\$32,009	\$0	\$32,009	\$0	\$40,608
CAPITAL INCOME							
Sub Total - LOANS RAISED		\$0	\$0	\$0	\$0	\$0	\$0
Total - NON CURRENT LIABILITIES		\$30,352	\$32,009	\$0	\$32,009	\$0	\$40,608
OPERATING ACTIVITIES EXCLUDED FROM BUDGET							
000000 Depreciation Written Back		(\$2,315,808)	\$0	\$0	\$0	\$0	(\$3,586,909)
000000 Book Value of Assets Sold Written Back		(\$75,000)	\$0	\$0	\$0	\$0	(\$175,000)
000000 Profit/Loss on Sale of Asset Written Back		\$0	\$0	\$0	\$0	\$0	\$0
Movement in Accrued Interest on Loans		\$0	\$0	\$0	\$0	\$0	\$0
Movement in Accrued Interest on investments		\$0	\$0	\$0	\$0	\$0	\$0
Movement in Stock On Hand		\$0	\$0	\$0	\$0	\$0	\$0
Movement in Accrued Expenses		\$0	\$0	\$0	\$0	\$0	\$0
Movement in Accrued Wages		\$0	\$0	\$0	\$0	\$0	\$0
Movement in Employee Benefits (Current)		\$0	\$0	\$0	\$0	\$0	\$0
000000 Long Service Leave - Non Cash		\$0	\$0	\$0	\$0	\$0	(\$44,635)
000000 Deferred Pensioner Rates			\$0	\$0	\$0	\$0	\$0
Sub Total - OPERATING ACTIVITIES EXCLUDED		(\$2,390,808)	\$0	\$0	\$0	\$0	(\$3,806,544)
Total - OPERATING ACTIVITIES EXCLUDED		(\$2,390,808)	\$0	\$0	\$0	\$0	(\$3,806,544)

Shire of Boyup Brook
MONTHLY FINANCIAL REPORT

Details By Function Under The Following Program Titles
And Type Of Activities Within The Programme

<i>Shire of Boyup Brook</i> <i>MONTHLY FINANCIAL REPORT</i>							
Details By Function Under The Following Program Titles And Type Of Activities Within The Programme		YTD COMPARATIVES 28 FEBRUARY 2023		CURRENT YEAR YTD ACTUALS 28 FEBRUARY 2023		ADOPTED BUDGET 2022-2023	
G/L	JOB	Budget	Actual	Income	Expenditure	Income	Expenditure
FURNITURE & EQUIPMENT							
HEALTH							
CAPITAL EXPENDITURE							
074600	Surgery Equipment - Capital - (F&E)	\$10,000	\$0	\$0	\$0	\$0	\$10,000
Sub Total - CAPITAL WORKS		\$10,000	\$0	\$0	\$0	\$0	\$10,000
Total - HEALTH		\$10,000	\$0	\$0	\$0	\$0	\$10,000
FURNITURE AND EQUIPMENT							
OTHER PROPERTY & SERVICES							
CAPITAL EXPENDITURE							
149504	Rylington Park Furniture & Equipment	\$7,680	\$9,024	\$0	\$9,024	\$0	\$7,680
Sub Total - CAPITAL WORKS		\$7,680	\$9,024	\$0	\$9,024	\$0	\$7,680
Total - OTHER PROPERTY		\$7,680	\$9,024	\$0	\$9,024	\$0	\$7,680
Total - FURNITURE AND EQUIPMENT		\$17,680	\$9,024	\$0	\$9,024	\$0	\$17,680

Shire of Boyup Brook
MONTHLY FINANCIAL REPORT

Details By Function Under The Following Program Titles
And Type Of Activities Within The Programme

G/L JOB		YTD COMPARATIVES 28 FEBRUARY 2023 Budget Actual		CURRENT YEAR YTD ACTUALS 28 FEBRUARY 2023 Income Expenditure		ADOPTED BUDGET 2022-2023 Income Expenditure	
Details By Function Under The Following Program Titles And Type Of Activities Within The Programme							
LAND AND BUILDINGS							
HEALTH							
CAPITAL EXPENDITURE							
074400	Medical Centre Building Capital	\$20,000	\$0	\$0	\$0	\$0	\$20,000
Sub Total - CAPITAL WORKS		\$20,000	\$0	\$0	\$0	\$0	\$20,000
TOTAL - HEALTH		\$20,000	\$0	\$0	\$0	\$0	\$20,000
LAND AND BUILDINGS							
EDUCATION & WELFARE							
EXPENDITURE							
081400	Land & Buildings - CRC Capital Renewal	\$20,000	\$0	\$0	\$0	\$0	\$20,000
081401	Buildings - Early Learning Centre Capital	\$8,000	\$0	\$0	\$0	\$0	\$8,000
083400	Other Welfare Building Capital - COMHAT					\$0	\$0
Sub Total - CAPITAL WORKS		\$28,000	\$0	\$0	\$0	\$0	\$28,000
TOTAL - EDUCATION & WELFARE		\$28,000	\$0	\$0	\$0	\$0	\$28,000
LAND AND BUILDINGS							
RECREATION AND CULTURE							
CAPITAL EXPENDITURE							
111400	Other Halls - Land & Buildings (L&B)						
111400 LRC018	Mayanup Hall Building Refurbishment	\$20,000	\$0	\$0	\$0	\$0	\$20,000
111400 LRC019	Tonebridge Hall Refurbishment	\$40,000	\$50,483	\$0	\$50,483	\$0	\$40,000
111400 LRC022	Dinninup Hall Refurbishment	\$45,000	\$0	\$0	\$0	\$0	\$45,000
111400 LRC021	Wilga Hall Refurbishment	\$20,000	\$0	\$0	\$0	\$0	\$20,000
111400 LRC023	Kulikup Hall Refurbishment	\$20,000	\$0	\$0	\$0	\$0	\$20,000
111400 LRC027	McAlinden Hall Refurbishment			\$0	\$0	\$0	\$0
111403	Town Hall - Building Upgrades & Refurbishments						
111403 LRC017	Town Hall Building Refurbishment	\$240,000	\$1,053	\$0	\$1,053	\$0	\$300,000
112504	LRCI - Swimming Pool Building						
112504 LRC006	LRCI 2/3 - Swimming Pool Building - Upgrade Entrance	\$30,000	\$18,813	\$0	\$18,813	\$0	\$30,000
Sub Total - CAPITAL WORKS		\$415,000	\$70,349	\$0	\$70,349	\$0	\$475,000
Total - RECREATION AND CULTURE		\$415,000	\$70,349	\$0	\$70,349	\$0	\$475,000
LAND AND BUILDINGS							
ECONOMIC SERVICES							
EXPENDITURE							
132400	Tourist Centre - Land & Building CAPITAL EXPENDITURE	\$0	\$0	\$0	\$0	\$0	\$0
132405	Flaxmill Caravan Park Ablution Block	\$225,000	\$17,168	\$0	\$17,168	\$0	\$250,000
132408	Flax Mill Cottage & Camp Kitchen	\$0	\$850	\$0	\$850	\$0	\$0
132411 LRC004	Local Roads & Community Building Projects - FlaxMill	\$0	\$360	\$0	\$360	\$0	\$0
Sub Total - CAPITAL WORKS		\$225,000	\$18,378	\$0	\$18,378	\$0	\$250,000
Total - ECONOMIC SERVICES		\$225,000	\$18,378	\$0	\$18,378	\$0	\$250,000
LAND AND BUILDINGS							
OTHER PROPERTY AND SERVICES							
CAPITAL EXPENDITURE							
149503	Rylington Park House Capital	\$22,500	\$0	\$0	\$0	\$0	\$22,500
149501	Rylington Park Chemical Shed	\$0	\$7,031	\$0	\$7,031	\$0	\$0
Sub Total - CAPITAL WORKS		\$22,500	\$7,031	\$0	\$7,031	\$0	\$22,500
Total - OTHER PROPERTY AND SERVICES		\$22,500	\$7,031	\$0	\$7,031	\$0	\$22,500
Total - LAND AND BUILDINGS		\$710,500	\$95,758	\$0	\$95,758	\$0	\$795,500

Shire of Boyup Brook
MONTHLY FINANCIAL REPORT

Details By Function Under The Following Program Titles
And Type Of Activities Within The Programme

Shire of Boyup Brook							
MONTHLY FINANCIAL REPORT							
Details By Function Under The Following Program Titles And Type Of Activities Within The Programme		YTD COMPARATIVES 28 FEBRUARY 2023		CURRENT YEAR YTD ACTUALS 28 FEBRUARY 2023		ADOPTED BUDGET 2022-2023	
G/L	JOB	Budget	Actual	Income	Expenditure	Income	Expenditure
PLANT AND EQUIPMENT							
LAW ORDER & PUBLIC SAFETY							
CAPITAL EXPENDITURE							
051600	ESL Plant & Equipment	\$23,160	\$1,478	\$0	\$1,478	\$0	\$23,160
Sub Total - CAPITAL WORKS		\$23,160	\$1,478	\$0	\$1,478	\$0	\$23,160
Total - LAW ORDER & PUBLIC SAFETY		\$23,160	\$1,478	\$0	\$1,478	\$0	\$23,160
PLANT AND EQUIPMENT							
RECREATION AND CULTURE							
CAPITAL EXPENDITURE							
112500	Swimming Pool - Plant & Equipment	\$0	\$1,905	\$0	\$1,905	\$0	\$0
113907	Plant & Equipment - Parks & Gardens	\$7,500	\$0	\$0	\$0	\$0	\$7,500
Sub Total - CAPITAL WORKS		\$7,500	\$1,905	\$0	\$1,905	\$0	\$7,500
Total - RECREATION AND CULTURE		\$7,500	\$1,905	\$0	\$1,905	\$0	\$7,500
PLANT AND EQUIPMENT							
TRANSPORT							
CAPITAL EXPENDITURE							
123603	DWS - Fleet Vehicles	\$45,000	\$41,420	\$0	\$41,420	\$0	\$45,000
123609	Light Plant (eg Portable Traffic Lights) - Plant & Equip	\$22,000	\$0	\$0	\$0	\$0	\$29,500
123610	Heavy Plant (Graders etc) Purchases	\$276,100	\$165,300	\$0	\$165,300	\$0	\$513,100
Sub Total - CAPITAL WORKS		\$343,100	\$206,720	\$0	\$206,720	\$0	\$587,600
Total - TRANSPORT		\$343,100	\$206,720	\$0	\$206,720	\$0	\$587,600
PLANT AND EQUIPMENT							
OTHER PROPERTY & SERVICES							
CAPITAL EXPENDITURE							
146500	Pool Vehicle	\$52,000	\$42,638	\$0	\$42,638	\$0	\$52,000
149502	Rylington Park Plant & Equipment	\$0	\$0	\$0	\$0	\$0	\$85,000
Sub Total - CAPITAL WORKS		\$52,000	\$42,638	\$0	\$42,638	\$0	\$137,000
Total - OTHER PROPERTY & SERVICES		\$52,000	\$42,638	\$0	\$42,638	\$0	\$137,000
Total - PLANT AND EQUIPMENT		\$425,760	\$252,740	\$0	\$252,740	\$0	\$755,260

Shire of Boyup Brook
MONTHLY FINANCIAL REPORT

Details By Function Under The Following Program Titles
And Type Of Activities Within The Programme

Shire of Boyup Brook MONTHLY FINANCIAL REPORT								
Details By Function Under The Following Program Titles And Type Of Activities Within The Programme		YTD COMPARATIVES 28 FEBRUARY 2023		CURRENT YEAR YTD ACTUALS 28 FEBRUARY 2023		ADOPTED BUDGET 2022-2023		
G/L	JOB	Budget	Actual	Income	Expenditure	Income	Expenditure	
ROAD INFRASTRUCTURE CAPITAL								
ROAD CONSTRUCTION								
121403	x	ROADS TO RECOVERY PROJECTS						
121403	RTR007	Kulikup Rd South	\$432,888	\$317,711	\$0	\$317,711	\$0	\$432,888
121403	RTR008	Jayes Road	\$0	\$650	\$0	\$650	\$0	\$202,115
121403	RTR038	Lodge Road	\$0	\$0	\$0	\$0	\$0	\$77,333
121403	RTR309	RTR - Sinnott Road	\$9,285	\$0	\$0	\$0	\$0	\$56,718
121404	xx	REGIONAL ROAD GROUP						
121404	RRG148	RRG Boyup Brook-Cranbrook Rd	\$443,989	\$176,674	\$0	\$176,674	\$0	\$443,989
121404	RGA148	RRG Boyup Brook-Cranbrook Rd 21-22 C/Fwd	\$142,200	\$177,971	\$0	\$177,971	\$0	\$142,200
121404	RRG210	RRG Boyup Brook-Arthur River Rd 2020/21 C/Fwd	\$552,000	\$253,554	\$0	\$253,554	\$0	\$552,000
121404	RRG004	RRG Winnejup Road	\$321,820	\$5,950	\$0	\$5,950	\$0	\$321,820
121404	RGA004	RRG Winnejup Road 21-22 C/Fwd	\$228,099	\$3,523	\$0	\$3,523	\$0	\$228,099
121404	RGB148	RRG Boyup Brook-Arthur River Rd 22/23			\$0	\$0	\$0	\$0
121400		MUNICIPAL ROAD PROJECTS						
121400	MU501	Muni - Gravel Pit Rehabilitation	\$11,110	\$0	\$0	\$0	\$0	\$20,000
121401		Municipal Funded Gravel Sheetting Road Projects	\$40,025	\$0	\$0	\$0	\$0	\$40,025
121410		Municipal Funded - Winter Grading	\$228,402	\$411,270	\$0	\$411,270	\$0	\$380,670
121450	MR0741	BRIDGES - Bridge 0741 - Boree Gully Rd	\$0	\$170,000	\$0	\$170,000	\$0	\$0
Sub Total - CAPITAL WORKS		\$2,409,818	\$1,517,302	\$0	\$1,517,302	\$0	\$2,897,857	
Total - ROADS		\$2,409,818	\$1,517,302	\$0	\$1,517,302	\$0	\$2,897,857	
Total - INFRASTRUCTURE ASSETS ROADS		\$2,409,818	\$1,517,302	\$0	\$1,517,302	\$0	\$2,897,857	

Shire of Boyup Brook
MONTHLY FINANCIAL REPORT


Details By Function Under The Following Program Titles
And Type Of Activities Within The Programme

Shire of Boyup Brook MONTHLY FINANCIAL REPORT			YTD COMPARATIVES 28 FEBRUARY 2023		CURRENT YEAR YTD ACTUALS		ADOPTED BUDGET	
Details By Function Under The Following Program Titles And Type Of Activities Within The Programme					28 FEBRUARY 2023		2022-2023	
G/L	JOB		Budget	Actual	Income	Expenditure	Income	Expenditure
FOOTPATHS								
121700	FP111	Inglis St Footpath Construction	\$75,075	\$0	\$0	\$0	\$0	\$75,075
Sub Total - CAPITAL WORKS			\$75,075	\$0	\$0	\$0	\$0	\$75,075
Total - TRANSPORT - FOOTPATHS			\$75,075	\$0	\$0	\$0	\$0	\$75,075
Total - FOOTPATH ASSETS			\$75,075	\$0	\$0	\$0	\$0	\$75,075
AIRPORT								
126400		Aerodrome Infrastructure	\$0	(\$841)	\$0	(\$841)	\$0	\$0
Sub Total - CAPITAL WORKS			\$0	(\$841)	\$0	(\$841)	\$0	\$0
Total - TRANSPORT - AERODROMES			\$0	(\$841)	\$0	(\$841)	\$0	\$0
Total - AERODROME ASSETS			\$0	(\$841)	\$0	(\$841)	\$0	\$0
DRAINAGE								
111800		Drainage - Town Hall						
111800	LRC024	Drainage Works - Town Hall Surrounds	\$120,000	\$8,088	\$0	\$8,088	\$0	\$150,000
121411		Drainage Projects - Municipal Funded						
121411	DC163	Spencer Road Culvert	\$67,203	\$0	\$0	\$0	\$0	\$67,203
Sub Total - CAPITAL WORKS			\$187,203	\$8,088	\$0	\$8,088	\$0	\$217,203
Total - TRANSPORT - DRAINAGE			\$187,203	\$8,088	\$0	\$8,088	\$0	\$217,203
Total - DRAINAGE ASSETS			\$187,203	\$8,088	\$0	\$8,088	\$0	\$217,203
PARKS & GARDENS INFRASTRUCTURE								
113909		Parks & Gardens Infrastructure						
113909	LRC026	Sandakan Playground Upgrade	\$20,000	\$0			\$0	\$100,000
Sub Total - CAPITAL WORKS			\$20,000	\$0	\$0	\$0	\$0	\$100,000
Total - OTHER SPORT & RECREATION - PARKS & OVALS			\$20,000	\$0	\$0	\$0	\$0	\$100,000
Total - PARKS & OVALS ASSETS			\$20,000	\$0	\$0	\$0	\$0	\$100,000
RECREATION INFRASTRUCTURE								
112503	LRC010	LRCI 2 Swimming Pool Capital Upgrades	\$0	\$9,771	\$0	\$9,771	\$0	\$0
113906		Recreation Infrastructure - Capital Renewals - Pipeline	\$37,500	\$10	\$0	\$10	\$0	\$150,000
Sub Total - CAPITAL WORKS			\$37,500	\$9,781	\$0	\$9,781	\$0	\$150,000
Total - RECREATION INFRASTRUCTURE			\$37,500	\$9,781	\$0	\$9,781	\$0	\$150,000
Total - INFRASTRUCTURE ASSETS - RECREATION			\$37,500	\$9,781	\$0	\$9,781	\$0	\$150,000

Shire of Boyup Brook
MONTHLY FINANCIAL REPORT

Details By Function Under The Following Program Titles
And Type Of Activities Within The Programme

Shire of Boyup Brook							
MONTHLY FINANCIAL REPORT							
Details By Function Under The Following Program Titles And Type Of Activities Within The Programme		YTD COMPARATIVES 28 FEBRUARY 2023		CURRENT YEAR YTD ACTUALS 28 FEBRUARY 2023		ADOPTED BUDGET 2022-2023	
G/L	JOB	Budget	Actual	Income	Expenditure	Income	Expenditure
INFRASTRUCTURE OTHER							
RECREATION & CULTURE							
111900	Other Infrastructure - Town Hall						
111900 LRC025	Town Hall Car Park & Landscaping	\$172,050	\$749	\$0	\$749	\$0	\$215,062
Sub Total - CAPITAL WORKS		\$172,050	\$749	\$0	\$749	\$0	\$215,062
Total - RECREATION & CULTURE		\$172,050	\$749	\$0	\$749	\$0	\$215,062
INFRASTRUCTURE OTHER							
ECONOMIC SERVICES							
132901	Flaxmill Fence & Water Supply Upgrade	\$89,117	\$58,078	\$0	\$58,078	\$0	\$89,117
132403	Caravan Park Lighting Upgrade (Other Inf)	\$0	\$1,500	\$0	\$1,500	\$0	\$0
132412	Caravan Park Additional Bays Development	\$0	\$7,983	\$0	\$7,983	\$0	\$0
Sub Total - CAPITAL WORKS		\$89,117	\$67,561	\$0	\$67,561	\$0	\$89,117
Total - ECONOMIC SERVICES		\$89,117	\$67,561	\$0	\$67,561	\$0	\$89,117
INFRASTRUCTURE OTHER							
OTHER PROPERTY & SERVICES							
149500	Rylington Park Other Infrastructure	\$40,000	\$4,445	\$0	\$4,445	\$0	\$40,000
Sub Total - CAPITAL WORKS		\$40,000	\$4,445	\$0	\$4,445	\$0	\$40,000
Total - OTHER PROPERTY & SERVICES		\$40,000	\$4,445	\$0	\$4,445	\$0	\$40,000
Total - INFRASTRUCTURE ASSETS - OTHER		\$301,167	\$72,755	\$0	\$72,755	\$0	\$344,179
GRAND TOTALS		(\$1,209,621)	(\$3,053,991)	(\$9,085,455)	\$6,031,464	(\$12,985,373)	\$12,985,373



MONTHLY FINANCIAL REPORT

31 MARCH 2023

TABLE OF CONTENTS

	Page
Statement of Comprehensive Income - by Program	2
Statement of Comprehensive Income - by Nature & Type	3
Statement of Financial Activity by Nature	4
Statement of Financial Activity by Program	5
Net Current Position	6
Variance Report	7-8
Statement of Financial Position	9
Statement of Cash Flows	10-11
Progress of the Capital Program	12-13
Major Business Unit Details	14-15
Reserve Accounts	16
Loans	17
Detailed Operating & Non-Operating Accounts	18-43

SHIRE OF BOYUP BROOK
STATEMENT OF COMPREHENSIVE INCOME
FOR THE PERIOD ENDING 31 MARCH 2023

		2022-23 ANNUAL	2022-23 AMENDED	2022-23 ANNUAL BUDGET	2022-23 YTD	
	NOTES	BUDGET	BUDGET	YTD	ACTUAL	VARIANCE
EXPENDITURE (Excluding Finance Costs)		\$	\$		\$	
General Purpose Funding		(145,178)	(148,814)	(98,591)	(92,433)	-6%
Governance		(413,820)	(423,728)	(331,031)	(267,341)	-19%
Law, Order, Public Safety		(463,227)	(452,260)	(364,822)	(220,182)	-40%
Health		(1,469,083)	(1,451,478)	(998,282)	(957,801)	-4%
Education and Welfare		(364,318)	(365,099)	(278,012)	-257,776	-7%
Housing		(290,520)	(302,937)	(233,085)	(64,662)	-72%
Community Amenities		(513,481)	(543,499)	(385,587)	(302,806)	-21%
Recreation and Culture		(1,327,709)	(1,414,797)	(1,027,419)	(704,863)	-31%
Transport		(4,639,044)	(4,675,096)	(3,309,129)	(1,171,012)	-65%
Economic Services		(642,550)	(699,935)	(423,924)	(304,074)	-28%
Other Property and Services		(848,431)	(1,065,441)	(562,021)	(183,531)	-67%
Total Operating Expenditure		(11,117,360)	(11,543,084)	(8,011,902)	(4,526,480)	
REVENUE						
General Purpose Funding		3,898,556	3,907,434	3,755,580	3,764,704	0%
Governance		0	2,000	0	2,000	0%
Law, Order, Public Safety		177,392	192,930	138,400	128,724	-7%
Health		1,102,800	1,105,289	778,177	355,769	-54%
Education and Welfare		210,000	210,000	175,035	13,541	-92%
Housing		211,852	215,172	51,445	54,947	7%
Community Amenities		224,823	232,530	220,538	230,357	4%
Recreation and Culture		55,995	84,631	55,949	82,127	47%
Transport		216,105	222,638	207,840	215,499	4%
Economic Services		118,115	78,484	98,366	64,588	-34%
Other Property & Services		881,227	973,142	577,477	840,335	46%
Total Operating Revenue		7,096,865	7,224,250	6,058,807	5,752,592	
Sub-Total		(4,020,495)	(4,318,834)	(1,953,095)	1,226,112	
FINANCE COSTS						
Housing		(1,841)	(1,841)	(1,840)	(1,840)	0%
Recreation & Culture		(3,354)	(3,354)	(3,580)	(3,354)	-6%
Total Finance Costs		(5,195)	(5,195)	(5,420)	(5,194)	
NON-OPERATING REVENUE						
General Purpose Funding	No.3	0	0	0	0	
Law, Order & Public Safety	No.5	31,360	31,360	31,360	0	-100%
Education & Welfare	No.8	0	0	0	0	0%
Recreation & Culture	No.11	95,714	95,714	0	0	0%
Transport	No.12	2,692,840	2,570,126	2,056,938	1,104,741	-46%
Economic Services	No.13	75,687	75,687	75,687	0	-100%
Total Non-Operating Revenue		2,895,601	2,772,887	2,163,985	1,104,741	
PROFIT/(LOSS) ON SALE OF ASSETS						
Housing Profit		0	0	0	0	
Transport Profit		0	0	0	0	
Transport Loss		0	0	0	0	
Total Profit/(Loss)		0	0	0	0	
NET RESULT		(1,130,089)	(1,551,142)	205,470	2,325,658	
Other Comprehensive Income						
Changes on revaluation of non-current assets		0	0	0	0	
		0	0	0	0	
TOTAL COMPREHENSIVE INCOME		(1,130,089)	(1,551,142)	205,470	2,325,658	

"Traffic Lights" Colour Coding:

For the purposes of identifying "material variances" under Local Government (Financial Management) Regulation 34, the Council has defined a formula in Council Policy 2.1.6 (see also Variance Report in these Statements).

To simplify this reporting, a traffic light system is used in the variance column of the Statement of Comprehensive Income and the Rate Setting Statement, as follows:

Revenue:

Green = Actual Revenue is greater than Year-to-Date budgeted revenue by 10% or more

Red = Variance between Actual Revenue and Year-to-Date budget is greater than 10% (lower)

Expenditure:

Green = Actual Expenditure is less than Year-to-Date budgeted expenditure

Red = Variance between Actual Expenditure and Year-to-Date budget is greater than 10% (higher)



SHIRE OF BOYUP BROOK
STATEMENT OF COMPREHENSIVE INCOME
BY NATURE/TYPE
FOR THE PERIOD ENDING 31 MARCH 2023

	2022-23 ORIGINAL BUDGET	2022-23 AMENDED BUDGET	2022-23 YTD BUDGET	2022-23 YTD ACTUAL	VARIANCE
Expenses					
Employee Costs	(3,551,787)	(3,739,361)	(2,454,300)	(3,005,752)	22%
Materials and Contracts	(3,156,906)	(3,425,561)	(2,168,583)	(925,152)	-57%
Utility Charges	(216,229)	(187,624)	(158,905)	(134,573)	-15%
Depreciation on Non-Current Assets	(3,586,909)	(3,586,909)	(2,605,200)	0	-100%
Interest Expenses	(6,550)	(6,550)	(6,210)	(5,194)	-16%
Insurance Expenses	(284,780)	(285,045)	(273,405)	(260,719)	-5%
Other Expenditure	(319,394)	(317,229)	(350,720)	(200,284)	-43%
Total Operating Expenses	(11,122,555)	(11,548,279)	(8,017,322)	(4,531,674)	
Revenue					
Rates	3,334,797	3,334,875	3,334,347	3,335,557	0%
Operating Grants, Subsidies and Contributions	1,020,146	1,114,883	709,456	730,952	3%
Fees and Charges	1,812,135	1,794,510	1,403,504	799,417	-43%
Interest Earnings	26,150	28,059	21,676	16,386	-24%
Other Revenue	903,637	951,923	589,823	870,279	48%
Total Operating Revenue	7,096,865	7,224,250	6,058,807	5,752,592	
Sub-Total	(4,025,690)	(4,324,029)	(1,958,515)	1,220,918	
Non-Operating Grants, Subsidies & Contributions	2,895,601	2,772,887	2,163,985	1,104,741	-49%
Profit on Asset Disposals	0	0	0	0	0%
Loss on Asset Disposals	0	0	0	0	0%
	2,895,601	2,772,887	2,163,985	1,104,741	
Net Result	(1,130,089)	(1,551,142)	205,470	2,325,658	
Other Comprehensive Income					
Changes on revaluation of non-current assets	0	0	0	0	
Total Other Comprehensive Income	0	0	0	0	
TOTAL COMPREHENSIVE INCOME	(1,130,089)	(1,551,142)	205,470	2,325,658	

SHIRE OF BOYUP BROOK
FINANCIAL ACTIVITY STATEMENT BY NATURE/TYPE
FOR THE PERIOD ENDING 31 MARCH 2023

	2022-23 ORIGINAL BUDGET	2022-23 AMENDED BUDGET	2022-23 YTD BUDGET (a)	2022-23 YTD ACTUAL (b)	MATERIAL \$ (b)-(a)	MATERIAL % (b)-(a)/(a)	VAR
OPERATING REVENUE	\$	\$	\$	\$			
Ex-Gratia Rates & Write-offs	2,062	2,140	1,612	1390	Within Threshold	(13.77%)	
Operating Grants, Subsidies and Contributions	1,020,146	1,114,883	709,456	730,952	21,496	Within Threshold	
Fees and Charges	1,812,135	1,794,510	1,403,504	799,417	(604,087)	(43.04%)	▼
Interest Earnings	26,150	28,059	21,676	16,386	Within Threshold	(24.40%)	
Other Revenue	903,637	951,923	589,823	870,279	280,456	47.55%	▲
Profit on Disposal of Asset	0	0	0	0	Within Threshold	0%	
Total Operating Revenue	3,764,130	3,891,515	2,726,072	2,418,425	(302,135)		
LESS OPERATING EXPENDITURE							
Employee Costs	(3,551,787)	(3,739,361)	(2,454,300)	(2,721,908)	(267,608)	10.90%	
Materials and Contracts	(3,156,906)	(3,466,290)	(2,168,583)	(1,208,996)	959,586	(44.25%)	
Utility Charges	(216,229)	(187,624)	(158,905)	(134,573)	24,331	(15.31%)	
Depreciation on Non-Current Assets	(3,586,909)	(3,586,909)	(2,605,200)	0	2,605,200	(100.00%)	
Interest Expenses	(6,550)	(6,550)	(6,210)	(5,194)	Within Threshold	(16.36%)	
Insurance Expenses	(284,780)	(285,045)	(273,405)	(260,719)	12,686	Within Threshold	
Other Expenditure	(319,394)	(276,500)	(350,720)	(200,284)	150,436	(42.89%)	
Loss on Disposal of Asset	0	0	0	0	Within Threshold	0%	
Total Operating Expenses	(11,122,555)	(11,548,279)	(8,017,322)	(4,531,674)	3,484,632		
Sub-Total	(7,358,425)	(7,656,764)	(5,291,250)	(2,113,249)	3,182,496		
NON-CASH OPERATING ACTIVITIES EXCLUDED FROM BUDGET							
Movement in Employee Provisions (Non-current)	44,635	44,635	0	0	Within Threshold	0%	
Movement in Accrued Interest Expense	0	0	0	0	Within Threshold	0%	
(Profit)/ Loss on the disposal of assets	0	0	0	0	Within Threshold	0%	
Depreciation Written Back	3,586,909	3,586,909	2,605,200	0	(2,605,200)	(100.00%)	▼
Operating Activities Excluded from Budget	3,631,544	3,631,544	2,605,200	0	(2,605,200)		
Sub Total	(3,726,881)	(4,025,220)	(2,686,050)	(2,113,249)	577,296		
INVESTING ACTIVITIES							
Purchase of Land	0	0	0	0	Within Threshold	0%	
Purchase Buildings	(795,500)	(899,291)	(780,500)	(120,595)	659,905	(84.55%)	
Purchase Plant and Equipment	(755,260)	(722,523)	(425,760)	(252,740)	173,020	(40.64%)	
Purchase Furniture and Equipment	(17,680)	(19,024)	(17,680)	(9,024)	Within Threshold	(48.96%)	
Infrastructure Assets - Roads	(2,859,709)	(2,453,158)	(2,623,440)	(1,710,239)	913,201	(34.81%)	
Infrastructure Assets - Footpaths	(75,075)	0	(75,075)	0	75,075	(100.00%)	
Infrastructure Assets - Aerodromes	0	841	0	841	Within Threshold	0%	
Infrastructure Assets - Drainage	(217,203)	(212,000)	(209,703)	(8,226)	201,477	(96.08%)	
Infrastructure Assets - Parks & Ovals	(100,000)	0	(60,000)	0	60,000	(100.00%)	
Infrastructure Assets - Recreation	(150,000)	(159,771)	(75,000)	(10,099)	64,901	(86.53%)	
Infrastructure Assets - Other	(344,179)	(353,662)	(333,426)	(73,297)	260,129	(78.02%)	
Proceeds from Sale of Assets	175,000	280,545	75,000	44,545	(30,455)	(40.61%)	▼
Contributions for the Development of Assets	2,895,601	2,772,887	2,163,985	1,104,741	(1,059,244)	(48.95%)	▼
Amount Attributable to Investing Activities	(2,244,005)	(1,765,156)	(2,361,599)	(1,034,093)	1,318,009		
FINANCING ACTIVITIES							
Repayment of Debt - Loan Principal	(21,384)	(21,384)	(21,384)	(21,383)	Within Threshold	Within Threshold	
Repayment of Debt - Lease Principal	(19,224)	(19,367)	(14,418)	(9,614)	Within Threshold	(33.32%)	
Transfer to Reserves	(101,000)	(194,000)	(750)	0	Within Threshold	(100.00%)	
Amount Attributable to Financing Activities	(141,608)	(234,751)	(36,552)	(30,997)	0		
Sub Total	(6,112,494)	(6,025,127)	(5,084,201)	(3,178,339)	1,895,306		
FUNDING FROM							
Transfer from Reserves	154,100	90,000	0	0	Within Threshold	0%	
Loans Raised	250,000	250,000	250,000	0	(250,000)	(100.00%)	▼
Estimated Opening Surplus at 1 July	2,413,807	2,375,392	2,413,807	2,375,392	(38,415)	Within Threshold	
Amount Raised from General Rates	3,332,735	3,332,735	3,332,735	3,334,167	Within Threshold	Within Threshold	
Closing Funds	0	0	0	0	Within Threshold	0%	
NET SURPLUS/(DEFICIT)	38,148	23,000	912,341	2,531,220	1,618,879		

SHIRE OF BOYUP BROOK
BUDGET REVIEW FINANCIAL ACTIVITY STATEMENT BY FUNCTION/PROGRAM
FOR THE PERIOD ENDING 31 MARCH 2023

	2022-23 ORIGINAL BUDGET	2022-23 AMENDED BUDGET	2022-23 YTD BUDGET (a)	2022-23 YTD ACTUAL (b)	MATERIAL \$ (b)-(a)	MATERIAL % (b)-(a)/(a)	VAR
OPERATING REVENUE	\$	\$	\$	\$			
General Purpose Funding	565,821	574,699	422,845	430,537	Within Threshold	Within Threshold	
Governance	0	2,000	0	2,000	Within Threshold	0%	
Law, Order Public Safety	177,392	192,930	138,400	128,724	Within Threshold	Within Threshold	
Health	1,102,800	1,105,289	778,177	355,769	(422,408)	(54.28%)	▼
Education and Welfare	210,000	210,000	175,035	13,541	(161,494)	(92.26%)	▼
Housing	211,852	215,172	51,445	54,947	Within Threshold	Within Threshold	
Community Amenities	224,823	232,530	220,538	230,357	Within Threshold	Within Threshold	
Recreation and Culture	55,995	84,631	55,949	82,127	26,178	46.79%	▲
Transport	216,105	222,638	207,840	215,499	Within Threshold	Within Threshold	
Economic Services	118,115	78,484	98,366	64,588	(33,778)	(34.34%)	▼
Other Property and Services	881,227	973,142	577,477	840,335	262,858	45.52%	▲
Total Operating Revenue	3,764,130	3,891,515	2,726,072	2,418,425	(328,643)		
LESS OPERATING EXPENDITURE							
General Purpose Funding	(145,178)	(148,814)	(98,591)	(92,433)	Within Threshold	Within Threshold	
Governance	(413,820)	(423,728)	(331,031)	(267,341)	63,689	(19.24%)	
Law, Order, Public Safety	(463,227)	(452,260)	(364,822)	(220,182)	144,640	(39.65%)	
Health	(1,469,083)	(1,451,478)	(998,282)	(957,801)	40,481	Within Threshold	
Education and Welfare	(364,318)	(365,099)	(278,012)	(257,776)	20,236	Within Threshold	
Housing	(292,361)	(304,778)	(234,925)	(66,503)	168,422	(71.69%)	
Community Amenities	(513,481)	(543,499)	(385,587)	(302,806)	82,781	(21.47%)	
Recreation and Culture	(1,331,063)	(1,418,151)	(1,030,999)	(708,216)	322,783	(31.31%)	
Transport	(4,639,044)	(4,675,096)	(3,309,129)	(1,171,012)	2,138,118	(64.61%)	
Economic Services	(642,550)	(699,935)	(423,924)	(304,074)	119,850	(28.27%)	
Other Property & Services	(848,431)	(1,065,441)	(562,021)	(183,531)	378,490	(67.34%)	
Total operating Expenses	(11,122,555)	(11,548,279)	(8,017,322)	(4,531,674)	3,479,489		
Sub-Total	(7,358,425)	(7,656,764)	(5,291,250)	(2,113,249)	3,150,846		
NON-CASH OPERATING ACTIVITIES EXCLUDED FROM BUDGET							
Movement in Employee Provisions (Non-current)	44,635	44,635	0	0	Within Threshold	0%	
Movement in Accrued Interest Expense	0	0	0	0	Within Threshold	0%	
(Profit)/ Loss on the disposal of assets	0	0	0	0	Within Threshold	0%	
Depreciation Written Back	3,586,909	3,586,909	2,605,200	0	(2,605,200)	(100.00%)	
Operating Activities Excluded from Budget	3,631,544	3,631,544	2,605,200	0	(2,605,200)		
Sub Total	(3,726,881)	(4,025,220)	(2,686,050)	(2,113,249)	545,646		
INVESTING ACTIVITIES							
Purchase of Land	0	0	0	0	Within Threshold	0%	
Purchase Buildings	(795,500)	(899,291)	(780,500)	(120,595)	659,905	(84.55%)	
Purchase Plant and Equipment	(755,260)	(722,523)	(425,760)	(252,740)	173,020	(40.64%)	
Purchase Furniture and Equipment	(17,680)	(19,024)	(17,680)	(9,024)	Within Threshold	(48.96%)	
Infrastructure Assets - Roads	(2,859,709)	(2,453,158)	(2,623,440)	(1,710,239)	913,201	(34.81%)	
Infrastructure Assets - Footpaths	(75,075)	0	(75,075)	0	75,075	(100.00%)	
Infrastructure Assets - Aerodromes	0	841	0	841	Within Threshold	0%	
Infrastructure Assets - Drainage	(217,203)	(212,000)	(209,703)	(8,226)	201,477	(96.08%)	
Infrastructure Assets - Parks & Ovals	(100,000)	0	(60,000)	0	60,000	(100.00%)	
Infrastructure Assets - Recreation	(150,000)	(159,771)	(75,000)	(10,099)	64,901	(86.53%)	
Infrastructure Assets - Other	(344,179)	(353,662)	(333,426)	(73,297)	260,129	(78.02%)	
Proceeds from Sale of Assets	175,000	280,545	75,000	44,545	(30,455)	(40.61%)	▼
Contributions for the Development of Assets	2,895,601	2,772,887	2,163,985	1,104,741	(1,059,244)	(48.95%)	
Amount Attributable to Investing Activities	(2,244,005)	(1,765,156)	(2,361,599)	(1,034,093)	1,318,009		
FINANCING ACTIVITIES							
Repayment of Debt - Loan Principal	(21,384)	(21,384)	(21,384)	(21,383)	Within Threshold	Within Threshold	
Repayment of Debt - Lease Principal	(19,224)	(19,367)	(14,418)	(9,614)	Within Threshold	(33.32%)	
Transfer to Reserves	(101,000)	(194,000)	(750)	0	Within Threshold	(100.00%)	
Amount Attributable to Financing Activities	(141,608)	(234,751)	(36,552)	(30,997)	0		
Sub Total	(6,112,494)	(6,025,127)	(5,084,201)	(3,178,339)	1,863,655		
FUNDING FROM							
Transfer from Reserves	154,100	90,000	0	0	Within Threshold	0%	
Loans Raised	250,000	250,000	250,000	0	(250,000)	(100.00%)	▼
Estimated Opening Surplus at 1 July	2,413,807	2,375,392	2,413,807	2,375,392	(38,415)	Within Threshold	
Amount Raised from General Rates	3,332,735	3,332,735	3,332,735	3,334,167	Within Threshold	Within Threshold	
Closing Funds	0	0	0	0	Within Threshold	0%	
Sub Total	6,150,642	6,048,127	5,996,542	5,709,559	(288,415)		
NET SURPLUS/(DEFICIT)	38,148	23,000	912,341	2,531,220	1,575,240		

SHIRE OF BOYUP BROOK
SUMMARY OF CURRENT ASSETS AND LIABILITIES
FOR THE PERIOD ENDING 31 MARCH 2023

	ACTUAL 31 MARCH 2023
<u>Current Assets</u>	
Cash at bank and on Hand	3,088,445
Restricted Cash	288,933
Restricted Cash Reserves	2,629,994
Trade Receivables	1,145,225
Stock on Hand/Inventory/Biological Assets	449,490
Other Assets	30,712
Total Current Assets	7,632,799
<u>Current Liabilities</u>	
Trade Creditors	(\$681,868)
Bonds and Deposits	(\$438,991)
Accrued Wages	(\$92,931)
Accrued Interest on Loans	(\$1,967)
Accrued Expense	(\$62,318)
ATO Liabilities	\$0
Contract Liability	(\$513,001)
Loan Liability	(\$0)
Finance Lease Liability	(\$9,610)
Provisions	(\$385,815)
Total Current Liabilities	(\$2,186,502)
 Sub-Total	 5,446,297
Adjustments	
LESS Cash Backed Reserves	(\$2,629,994)
LESS Restricted Cash	\$0
LESS Inventory	(\$449,490)
LESS Prepaid Expenses	(\$2,419)
ADD: Employee Leave Provisions	\$0
ADD: Accrued Interest	\$1,967
ADD: Accrued Salaries & Wages	\$92,931
ADD: Accrued Expenses	\$62,318
ADD: Current Loan Liability	\$0
ADD: Current Finance Lease Liability	\$9,610
Rounding	-1
Net Current Position	2,531,220

**SHIRE OF BOYUP BROOK
MONTHLY FINANCIAL REPORT
FOR THE PERIOD ENDING 31 MARCH 2023**

EXPLANATION OF MATERIAL VARIANCES

The Local Government (Financial Management) Regulation 34 (2) (b) requires 'an explanation of each of the material variances' identified within the Rate Setting Statement (from the adopted Budget) for each months financial statements. The information contained within the 'Statement of Financial Activity' on page 3 of these financial statements contains all of the information provided within the 'Rate Setting Statement' and therefore any material variances on this page will be reported below.

The Local Government (Financial Management) Regulation 34 (5) states that "Each financial year, a local government is to adopt a percentage or value, calculated in accordance with AASS, to be used in statements of financial activity for reporting material variances.

For the Shire of Boyup Brook, material variances are to be reported when exceeding 10%, and a minimum of \$10,000.

REPORTING AREA	YTD BUDGET	YTD ACTUAL	VARIANCE \$	VARIANCE %	TIMING / PERMANENT	EXPLANATION
Operating Revenue						
Operating Grants & Contributions	709,456	730,952	21,496	Within Threshold	TIMING/ PERMANENT	ESL & Mitigation grants higher for reporting period. Library Digital inclusion grant not anticipated.
Fees & Charges	1,403,504	799,417	(604,087)	-43%	TIMING	Fees for Medical Centre for November, December, January & February not yet recorded in accounts. Fees for Early Learning Centre for August, September, October, November, December, January & February not yet recorded in accounts. Refuse collection charges higher. Caravan park fees lower.
Other Revenue	589,823	870,279	280,456	48%	TIMING	Rylington park revenue higher from canola seed sales and sheep sales. Workers compensation reimbursements higher.
Operating Expenses						
Employee Costs	(2,454,300)	(2,721,908)	(267,608)	11%	PERMANENT/ TIMING	Wages costed to operations higher for reporting period. Increase in Medical Salaries.
Materials & Contracts	(2,168,583)	(1,208,996)	959,586	-44%	TIMING	Councillor ICT allowance, Fire vehicle ESL maintenance expenses, ESL clothign expenses, Medical supplies expenses, Community housing maintenance expenses, Town planning contract expenses, Swimming Pool contract expenses, Drains & Culverts contract expenses, Verge Pruning contract expenses, Roman data collection expenses, Road consulting engineer expenses, Caravan Park contract expenses, Building control contract expenses, Fuel & Oil expenses, Admin IT contract expenses and Rylington Park contract expenses lower than anticipated for reporting period.
Utility Charges	(158,905)	(134,573)	24,331	-15%	TIMING	Standpipe water expenses lower than anticipated for reporting period.
Depreciation on Assets	(2,605,200)	0	2,605,200	-100%	TIMING	Depreciation unable to be raised until prior year audit is finalised.
Insurance Expenses	(273,405)	(260,719)	12,686	Within Threshold	TIMING	Medcial centre insurance premium expenses lower than anticipated.
Other Expenses	(350,720)	(200,284)	150,436	-43%	TIMING	Members sitting fees, Bushfire risk planning expenses and Tourist Centre expenses lower for reporting period.

**SHIRE OF BOYUP BROOK
MONTHLY FINANCIAL REPORT
FOR THE PERIOD ENDING 31 MARCH 2023**

EXPLANATION OF MATERIAL VARIANCES

The Local Government (Financial Management) Regulation 34 (2) (b) requires 'an explanation of each of the material variances' identified within the Rate Setting Statement (from the adopted Budget) for each months financial statements. The information contained within the 'Statement of Financial Activity' on page 3 of these financial statements contains all of the information provided within the 'Rate Setting Statement' and therefore any material variances on this page will be reported below.

The Local Government (Financial Management) Regulation 34 (5) states that "Each financial year, a local government is to adopt a percentage or value, calculated in accordance with AAS5, to be used in statements of financial activity for reporting material variances.

For the Shire of Boyup Brook, material variances are to be reported when exceeding 10%, and a minimum of \$10,000.

REPORTING AREA	YTD BUDGET	YTD ACTUAL	VARIANCE \$	VARIANCE %	TIMING / PERMANENT	EXPLANATION
Investing Activities						
Purchase Buildings	(780,500)	(120,595)	659,905	-85%	TIMING	Town hall refurbishment expenses lower for reporting period. Tonebridge hall refurbishment expenses higher due to disposal of asbestos.
Purchase Plant and Equipment	(425,760)	(252,740)	173,020	-41%	TIMING	ESL plant, administration vehicle and grader expenses lower than estimated for reporting period.
Infrastructure Assets - Roads	(2,623,440)	(1,710,239)	913,201	-35%	TIMING	Winter grading expenses, Regional Road Group Winneup Rd project deferred to 2023-24, Boyup Brook Cranbrook Rd project expenses lower for reporting period. Roads to Recovery project expenses lower than anticipated for reporting period. Bridge Construction expenses higher than anticipated.
Infrastructure Assets - Footpaths	(75,075)	0	75,075	-100%	TIMING	Project deferred to 2023-2024.
Infrastructure Assets - Drainage	(209,703)	(8,226)	201,477	-96%	TIMING	Town hall drainage expenses and Spencer Road culvert expenses lower for reporting period.
Infrastructure Assets - Parks & Ovals	(60,000)	0	60,000	-100%	TIMING	Project no longer proceeding and LRCI funding transferred to other projects.
Infrastructure Assets - Recreation	(75,000)	(10,099)	64,901	-87%	TIMING	Water pipeline project expenses lower for reporting period.
Infrastructure Assets - Other	(333,426)	(73,297)	260,129	-78%	TIMING	Town hall car park expenses, Flaxmill water supply expenses, Rylington park fencing and water tank expenses lower for reporting period.
Non-Operating Grants, Subsidies for the Development of Assets	2,163,985	1,104,741	(1,059,244)	-49%	TIMING	LRCI Phase 2 grant and LRCI Phase 3 50% allocation received earlier than anticipated. Special Bridge Funding not anticipated. Regional Road Grant funding lower than anticipated for reporting period. Regional airport grant received earlier than anticipated.

SHIRE OF BOYUP BROOK
STATEMENT OF FINANCIAL POSITION
FOR THE PERIOD ENDING 31 MARCH 2023

	Note	2021-22 ACTUAL \$	2022-23 ACTUAL \$	Variance \$
Current assets				
Unrestricted Cash & Cash Equivalents		3,636,652	2,975,006	-661,646
Restricted Cash - Reserves		2,629,994	2,629,994	0
Restricted Cash - Other		5,424	402,372	396,948
Trade and other receivables		493,582	1,145,225	651,644
Inventories		449,490	449,490	0
Other assets		0	30,712	30,712
Total current assets		7,215,141	7,632,799	417,658
Non-current assets				
Trade and other receivables		27,589	27,589	0
LG House Unit Trust		77,804	77,804	0
Land		4,697,000	4,697,000	0
Buildings		18,203,800	18,324,395	120,595
Furniture & Equipment		24,427	33,451	9,024
Plant & Equipment		2,726,244	2,934,439	208,195
Right of use Assets - Plant		57,518	57,518	0
Infrastructure Assets - Roads		75,408,759	76,880,660	1,471,900
Infrastructure Assets - Bridges		16,982,769	17,152,769	170,000
Infrastructure Assets - Footpaths		1,129,478	1,129,478	0
Infrastructure Assets - Recreation		1,692,495	1,702,594	10,099
Infrastructure Assets - Drainage		10,081,368	10,089,594	8,226
Infrastructure Assets - Parks/Ovals		367,439	373,812	6,374
Infrastructure Assets - Other		3,292,260	3,426,682	134,422
Total non-current assets		134,768,948	136,907,784	2,138,835
Total assets		141,984,090	144,540,583	2,556,493
Current liabilities				
Trade and other payables		805,931	839,085	-33,153
Bonds and deposits		40,314	438,991	-398,677
Contract Liabilities		683,001	513,001	170,000
Interest-bearing loans and borrowings		21,383	0	21,383
Finance Lease Liability - Current		19,224	9,610	9,614
Provisions		385,815	385,815	0
Total current liabilities		1,955,668	2,186,502	-230,834
Non-current liabilities				
Interest-bearing loans and borrowings		72,119	72,119	0
Finance Lease Liability - Non Current		35,042	35,042	0
Provisions		60,243	60,243	0
Total non-current liabilities		167,404	167,404	0
Total liabilities		2,123,072	2,353,906	-230,834
Net assets		139,861,018	142,186,677	2,325,659
Equity				
Retained surplus		58,724,889	58,724,889	-0
Net Result		0	2,325,659	2,325,659
Reserve - asset revaluation		78,506,135	78,506,135	0
Reserve - Cash backed		2,629,994	2,629,994	0
Total equity		139,861,018	142,186,677	2,325,659

This statement is to be read in conjunction with the accompanying notes

**SHIRE OF BOYUP BROOK
STATEMENT OF CASH FLOWS
FOR THE PERIOD ENDING 31 MARCH 2023**

	Note	2021-2022 ACTUAL \$	2022-23 BUDGET \$	2022-23 ACTUAL \$
Cash Flows from operating activities				
Payments				
Employee Costs		(3,457,183)	(3,507,152)	(2,576,097)
Materials & Contracts		(1,287,397)	(3,156,906)	(1,495,969)
Utilities (gas, electricity, water, etc)		(186,430)	(216,229)	(134,573)
Insurance		(243,284)	(6,550)	(260,719)
Interest Expense		(6,399)	(284,780)	(5,194)
Goods and Services Tax Paid		(259,128)	0	(37,482)
Other Expenses		(294,880)	(319,394)	(200,284)
		(5,734,701)	(7,491,011)	(4,710,318)
Receipts				
Rates		3,229,246	3,334,797	2,946,920
Operating Grants & Subsidies		2,243,735	337,145	730,952
Fees and Charges		1,721,623	1,812,135	799,417
Interest Earnings		33,451	26,150	16,386
Goods and Services Tax		161,657	0	(120,308)
Other		1,184,410	903,637	1,266,236
		8,574,121	6,413,864	5,639,605
Net Cash flows from Operating Activities		2,839,420	(1,077,147)	929,287
Cash flows from investing activities				
Payments				
Purchase of Land		(219,627)	0	0
Purchase of Buildings		(339,893)	(795,500)	(120,595)
Purchase Plant and Equipment		(433,721)	(755,260)	(252,740)
Purchase Furniture and Equipment		0	(17,680)	(9,024)
Purchase Road Infrastructure Assets		(1,713,555)	(2,897,857)	(1,540,239)
Purchase of Bridges Assets		0	0	(170,000)
Purchase of Footpath Assets		0	(75,075)	0
Purchase Drainage Assets		(11,410)	(217,203)	(8,226)
Purchase Parks & Ovals Assets		(6,374)	(100,000)	0
Purchase Recreation Assets		(267,085)	(150,000)	(10,099)
Purchase Infrastructure Other Assets		(147,928)	(344,179)	(72,456)
Receipts				
Proceeds from Sale of Assets		30,273	175,000	44,545
Non-Operating grants used for Development of Assets		1,245,101	2,895,601	975,846
		(1,864,219)	(2,282,153)	(1,162,989)
Cash flows from financing activities				
Repayment of Debentures		(20,178)	(21,384)	(21,383)
Principal elements of lease payments			(19,224)	(9,614)
Advances to Community Groups		0	0	0
Revenue from Self Supporting Loans		0	0	0
Proceeds from New Debentures		0	250,000	0
Net cash flows from financing activities		(20,178)	209,392	(30,997)
Net increase/(decrease) in cash held		955,023	(3,149,908)	(264,698)
Cash at the Beginning of Reporting Period		5,369,634	6,272,092	6,272,070
Cash at the End of Reporting Period		6,324,657	3,122,184	6,007,372

**SHIRE OF BOYUP BROOK
STATEMENT OF CASH FLOWS
FOR THE PERIOD ENDING 31 MARCH 2023**

Notes

	2021-2022 ACTUAL \$	2022-23 BUDGET \$	2022-23 ACTUAL \$
RECONCILIATION OF CASH			
Cash at Bank	3,655,276	57,821	3,411,968
Restricted Cash	2,663,481	2,532,180	2,579,504
Cash on Hand	5,900	5,950	15,900
TOTAL CASH	6,324,657	2,595,951	6,007,372
RECONCILIATION OF NET CASH USED IN OPERATING ACTIVITIES TO OPERATING RESULT			
Net Result (As per Comprehensive Income Statement)	(290,917)	(1,130,089)	2,325,658
Add back Depreciation	3,718,122	3,586,939	0
(Gain)/Loss on Disposal of Assets	33,589	-	0
LG House Unit trust	(3,997)	-	0
Self Supporting Loan Principal Reimbursements	0	-	0
Contributions for the Development of Assets	(1,216,168)	(2,895,601)	(1,104,741)
Changes in Assets and Liabilities			
(Increase)/Decrease in Inventory	0	0	0
(Increase)/Decrease in Receivables	(26,895)	(30)	(550,742)
Increase/(Decrease) in Accounts Payable	544,534	-	259,111
Increase/(Decrease) in Contract Liability	0	(683,001)	0
Increase/(Decrease) in Prepayments	0	0	0
Increase/(Decrease) in Employee Provisions	81,152	44,635	0
Increase/(Decrease) in Accrued Expenses	0	0	0
Rounding	-	0	0
NET CASH FROM/(USED) IN OPERATING ACTIVITIES	2,839,420	(1,077,147)	929,287

**SHIRE OF BOYUP BROOK
MONTHLY FINANCIAL REPORT
FOR THE PERIOD ENDING 31 MARCH 2023**

CAPITAL EXPENDITURE PROGRAM

COA	Description	Resp. Officer	Asset Class	Asset Invest. Type	2022/2023 Total Budget	2022/23 Amended Budget	2022/2023 YTD Actuals	% of Annual Budget
Law Order & Public Safety								
051600	ESL Plant & Equipment	MWS	P&E	New	23,160	23,160	1,478	6.4%
					23,160	23,160	1,478	
Health								
074600	Medical Centre - Ultra Sound Equipment	DCEO	F&E	New	10,000	10,000	0	0.0%
074400	Medical Centre Building - Replace floor tiles, structural work & painting	MWS	L&B	Renewal	20,000	20,000	0	0.0%
					30,000	30,000	0	
Education & Welfare								
081400	Community Resource Centre - Painting, ballustrades, decking & restumping	MWS	L&B	Renewal	20,000	20,000	0	0.0%
081401	Early Learning Centre - Painting & kitchen cabinetry	MWS	L&B	Renewal	8,000	8,000	0	0.0%
					28,000	28,000	0	
Recreation & Culture								
LRC018	Mayanup Hall - Refurbishment	MWS	L&B	Renewal	20,000	20,000	6,156	30.8%
LRC019	Tonebridge Hall Refurbishment	MWS	L&B	Renewal	40,000	58,000	44,327	110.8%
LRC022	Dinninup Hall Refurbishment & Drainage Works	MWS	L&B	Renewal	45,000	45,000	0	0.0%
LRC021	Wilga Hall Refurbishment	MWS	L&B	Renewal	20,000	20,000	18,182	90.9%
LRC023	Kulikup Hall Refurbishment	MWS	L&B	Renewal	20,000	20,000	0	0.0%
LRC017	Boyup Brook Hall Refurbishment	MWS	L&B	Upgrade	300,000	300,000	1,053	0.4%
LRC006	Swimming Pool - Upgrade Entrance	MWS	L&B	Renewal	30,000	30,000	18,813	62.7%
LRC010	Swimming Pool - Shadesale, Rail & Reticulation	MWS	REC	Renewal	0	9,771	9,911	0.0%
112500	Swimming Pool - Plant & Equipment (inc. Manager's Vehicle	DCEO	P&E	Renewal	0	1,905	1,905	0.0%
113907	Parks & Gardens - Plant & equipment	MWS	P&E	Renewal	7,500	7,500	0	0.0%
LRC024	Boyup Brook Hall Drainage	MWS	DRAIN	Renewal	150,000	212,000	8,226	5.5%
LRC026	Sandakan Playground Upgrade	MWS	PARK	Upgrade	100,000	0	0	0.0%
113906	Reservoir	MWS	REC	Upgrade	150,000	150,000	189	0.1%
LRC025	Boyup Brook Hall Car Park & Landscaping	MWS	OTHER	Upgrade	215,062	215,062	749	0.3%
					1,097,562		109,510	
Transport								
123603	Fleet Vehicle Replacements	MWS	P&E	Renewal	45,000	41,420	41,420	92.0%
123609	Light Plant Replacements	MWS	P&E	Renewal	29,500	29,500	0	0.0%
123610	Heavy Plant Replacements	MWS	P&E	Renewal	513,100	516,400	165,300	32.2%
RTR007	Roads to Recovery - Kulikup Road South	MWS	ROAD	Renewal	432,888	317,711	317,711	73.4%
RTR008	Roads to Recovery - Jayes South	MWS	ROAD	Renewal	202,115	0	650	0.3%
RTR038	Roads to Recovery - Lodge South	MWS	ROAD	Renewal	77,333	0	0	0.0%
RTR309	Roads to Recovery - Sinnott South	MWS	ROAD	Renewal	56,718	56,718	0	0.0%
RRG148	Regional Road Group - Boyup Brook Cranbrook Road	MWS	ROAD	Upgrade	443,989	330,000	195,639	44.1%
RGA148	Regional Road Group - Boyup Brook Cranbrook Road	MWS	ROAD	Upgrade	142,200	177,971	177,971	125.2%
RRG210	Regional Road Group - Boyup Brook Arthur River Road	MWS	ROAD	Upgrade	552,000	552,000	427,303	77.4%
RRG004	Regional Road Group - Winnejup Road	MWS	ROAD	Upgrade	321,820	5,950	5,950	1.8%
RGA004	Regional Road Group - Winnejup Road	MWS	ROAD	Upgrade	228,099	3,523	3,523	1.5%
MU501	Gravel Pits Rehabilitation	MWS	ROAD	Renewal	20,000	20,000	0	0.0%
121401	Gravel Sheetting Road Projects	MWS	ROAD	Renewal	40,025	40,025	0	0.0%
121410	Winter Road Grading	MWS	ROAD	Renewal	380,670	504,021	411,270	108.0%
121450	Bridge Upgrade - Boree Gully Rd	MWS	BRIDGE	Upgrade	0	170,000	170,000	0.0%
FP111	Inglis Street Footpath	MWS	FOOT	Upgrade	75,075	0	0	0.0%
DC163	Spencer Road Culvert Replacement	MWS	DRAIN	Renewal	67,203	0	0	0.0%
126400	Aerodrome Infrastructure	MWS	OTHER	Renewal	0	(841)	(841)	0.0%
					3,627,735	2,764,397	1,915,896	
Economic Services								
132405	Flaxmill Caravan Park Ablution Block	MWS	L&B	New	250,000	250,000	21,104	8.4%
LRC004	Flaxmill - Various Projects	MWS	L&B	Renewal	0	360	360	0.0%
132408	Flax Mill Cottage & Camp Kitchen	MWS	L&B	Upgrade	0	850	850	0.0%
132403	Caravan Park Lighting Upgrade	MWS	OTHER	Upgrade	0	1,500	1,500	0.0%
132412		MWS	OTHER	Upgrade	0	7,983	7,983	0.0%
132901	Flaxmill Caravan Park Fence & Water Supply Upgrade	MWS	OTHER	Upgrade	89,117	89,117	58,078	65.2%
					339,117	349,810	89,875	

**SHIRE OF BOYUP BROOK
MONTHLY FINANCIAL REPORT
FOR THE PERIOD ENDING 31 MARCH 2023**

CAPITAL EXPENDITURE PROGRAM

COA	Description	Resp. Officer	Asset Class	Asset Invest. Type	2022/2023 Total Budget	2022/23 Amended Budget	2022/2023 YTD Actuals	% of Annual Budget
Other Property & Services								
146500	Administration Pool Vehicle replacement	MWS	P&E	Renewal	52,000	42,638	42,638	82.0%
149501	Rylington Park - Chemical Shed	MWS	L&B	Upgrade	0	7,031	7,323	0.0%
149504	Rylington Park - King Single Ensemble Beds	DCEO	F&E	Renewal	7,680	9,024	9,024	117.5%
149503	Rylington Park - Water Filtration & Replace House roof	MWS	L&B	Renewal	22,500	40,500	2,427	10.8%
149502	Rylington Park - Second hand truck & portable yards	CEO	P&E	Renewal	85,000	60,000	0	0.0%
149500	Rylington Park - Fence replacement, water tank for house	CEO	OTHER	Renewal	40,000	40,000	4,987	12.5%
					207,180	199,193	66,399	
Total Capital Expenditure					5,352,754	3,394,560	2,183,158	

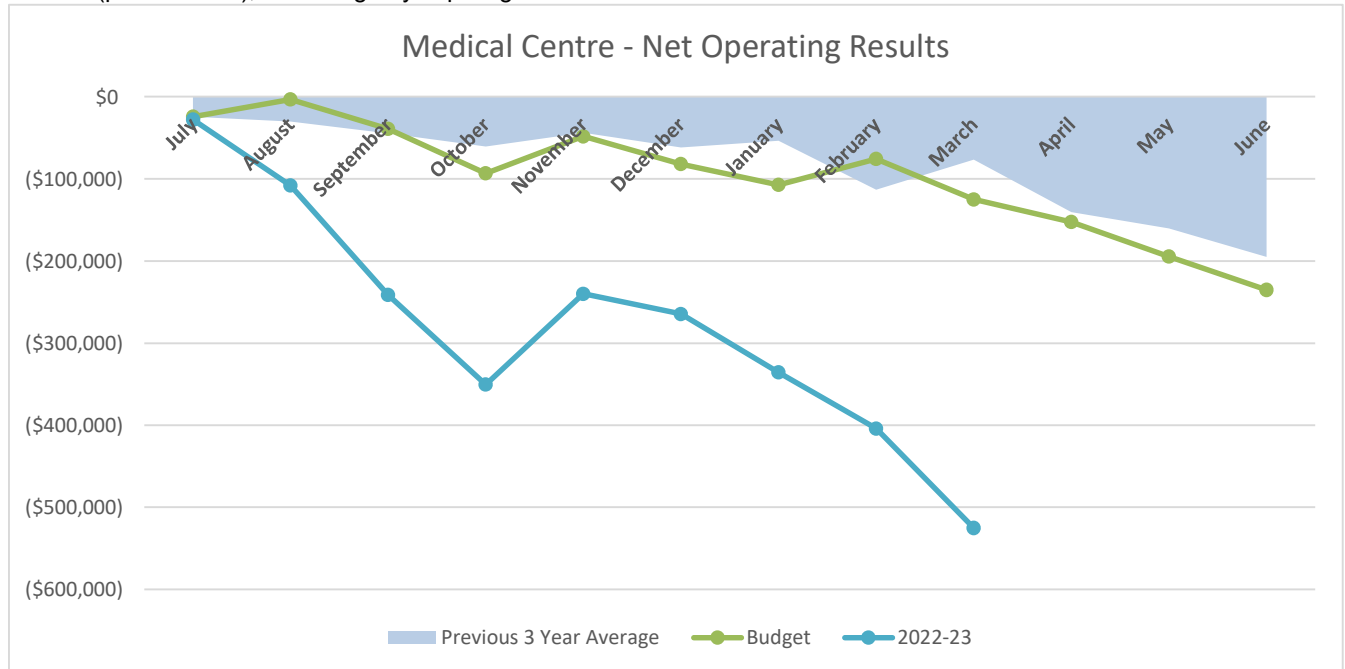
SUMMARIES:			
Land & Buildings	795,500	120,595	15.2%
Plant & Equipment	755,260	252,740	33.5%
Furniture & Equipment	17,680	9,024	51.0%
Road Infrastructure	2,897,857	1,540,017	53.1%
Footpath Infrastructure	75,075	0	0.0%
Bridge Infrastructure	0	170,000	0.0%
Drainage Infrastructure	217,203	8,226	3.8%
Parks & Reserves Infrastructure	100,000	0	0.0%
Recreation Infrastructure	150,000	10,099	6.7%
Other Infrastructure	344,179	72,456	21.1%
	5,352,754	2,183,158	40.8%
At No Cost	0	0	0.0%
Asset Renewal	2,452,232	1,102,466	45.0%
New Asset	283,160	22,581	8.0%
Upgrading Asset	2,617,362	1,058,110	40.4%
	5,352,754	2,183,158	40.8%
Chief Executive Officer	125,000	4,987	4.0%
Deputy CEO	17,680	10,929	61.8%
Manager Works & Services	5,210,074	2,167,242	41.6%
Building Maintenance Coordinator	0	0	0.0%
	5,352,754	2,183,158	40.8%

**SHIRE OF BOYUP BROOK
MONTHLY FINANCIAL REPORT
FOR THE PERIOD ENDING 31 MARCH 2023**

MAJOR BUSINESS UNITS

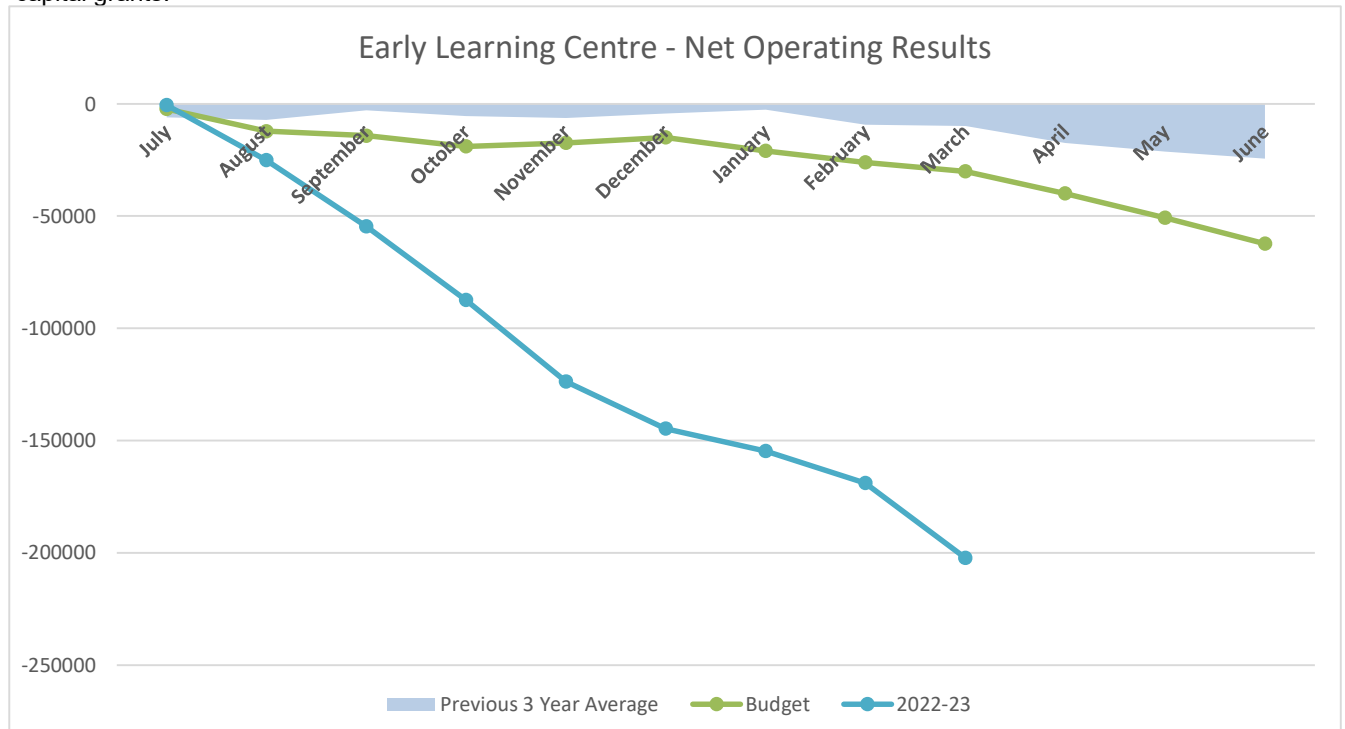
Medical Centre

The Shire of Boyup Brook owns and operates a medical centre that employs 2 doctors, a practice manager, nurses and reception staff, to provide medical services to the community. The following graph shows the operations of the Medical Centre (profit or loss), excluding any capital grants.



Early Learning Centre

The Shire of Boyup Brook owns and operates an early learning centre in Boyup Brook that provides child care services to the community. The following graph shows the operations of the Early Learning Centre (profit or loss), excluding capital grants.

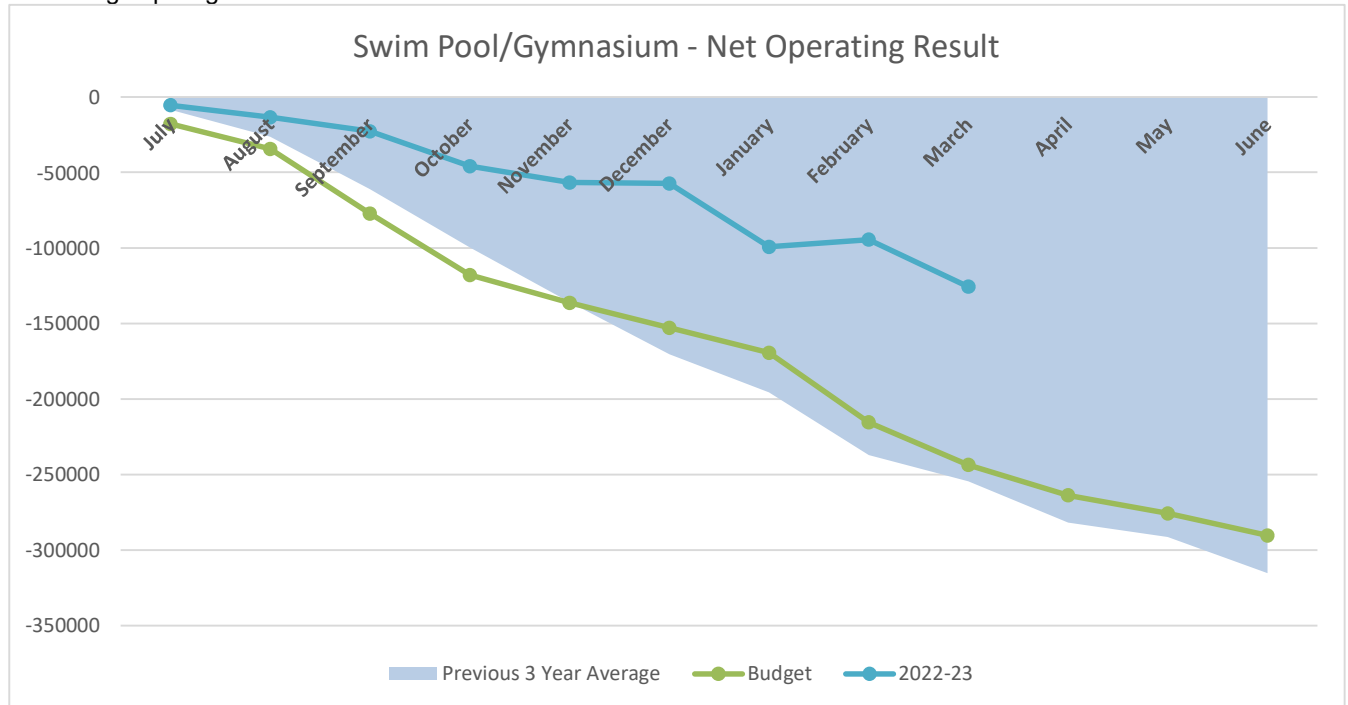


**SHIRE OF BOYUP BROOK
MONTHLY FINANCIAL REPORT
FOR THE PERIOD ENDING 31 MARCH 2023**

MAJOR BUSINESS UNITS

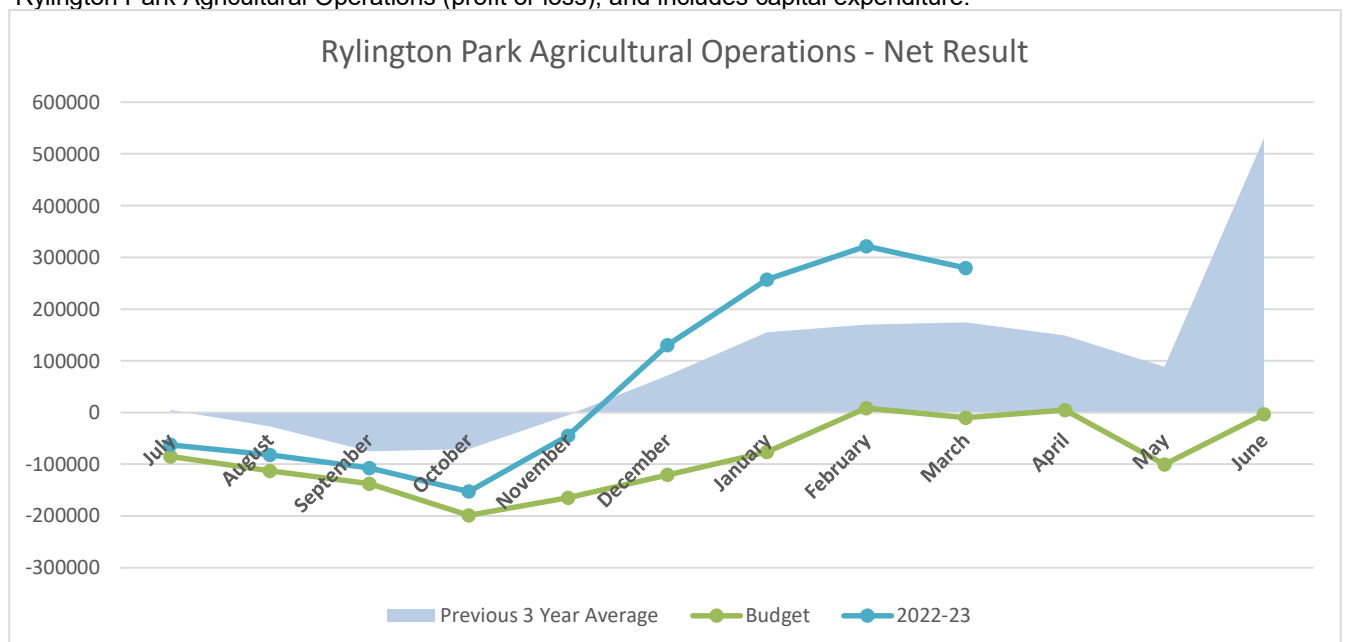
Swimming Pool/Gymnasium

The Shire of Boyup Brook owns and operating a swimming pool and gymnasium complex that provides leisure services to the community. The following graph shows the operations of the Swimming Pool/Gymnasium (profit or loss), excluding capital grants.



Rylington Park Agricultural Operations

The Shire of Boyup Brook assumed ownership and operation of Rylington Park farm on 7 May 2020 as a commercial farming activity that provides educational farming opportunities. The following graph shows the total operations of Rylington Park Agricultural Operations (profit or loss), and includes capital expenditure.



**SHIRE OF BOYUP BROOK
MONTHLY FINANCIAL REPORT
FOR THE PERIOD ENDING 31 MARCH 2023**

	2023 Actual Opening Balance	2023 Actual Transfer to	2023 Actual Transfer (from)	2023 Actual Closing Balance	2023 Budget Opening Balance	2023 Budget Transfer to	2023 Budget Transfer (from)	2023 Budget Closing Balance
RESERVES - CASH BACKED								
Leave Reserve	33,486	0	0	33,486	33,486	13	0	33,499
Plant Reserve	225,369	0	0	225,369	225,369	100,086	0	325,455
Building Reserve	740,326	0	0	740,326	740,326	281	0	740,607
Community Housing Reserve	214,857	0	0	214,857	214,857	82	0	214,939
Emergency Reserve	12,499	0	0	12,499	12,498	5	0	12,503
Insurance Claim Reserve	15,231	0	0	15,231	15,231	6	0	15,237
Other Recreation Reserve	50,637	0	0	50,637	50,637	19	0	50,656
Commercial Reserve	452,307	0	0	452,307	452,307	172	0	452,479
Bridges Reserve	156	0	0	156	156	0	0	156
Aged Accommodation Reserve	31,658	0	0	31,658	31,658	12	0	31,670
Road Contributions Reserve	28,655	0	0	28,655	28,655	11	0	28,666
IT/Office Equipment Reserve	39,980	0	0	39,980	39,980	15	0	39,995
Civic Receptions Reserve	16,803	0	0	16,803	16,803	6	0	16,809
Unspent Grants Reserve	79	0	0	79	79	0	0	79
Unspent Community Grants Reserve	122	0	0	122	122	0	0	122
Rylington Park Working Capital Reserve	354,347	0	0	354,347	354,347	135	(154,100)	200,382
Rylington Park Community Projects Reserve	413,482	0	0	413,482	413,482	157	0	413,639
	2,629,994	0	0	2,629,994	2,629,993	101,000	(154,100)	2,576,893

**SHIRE OF BOYUP BROOK
MONTHLY FINANCIAL REPORT
FOR THE PERIOD ENDING 31 MARCH 2023**

LOAN REPAYMENTS	Loan Number	2023 Actual Principal	2023 New New Loans	2023 New Principal Repayments	2023 Actual Interest Repayments	2023 Actual Principal Outstanding	2023 Budget Principal	2023 Budget New Loans	2023 Budget Principal Repayments	2023 Budget Interest Repayments	2023 Budget Principal Outstanding
		1 July 2022					1 July 2022				
Housing											
Staff House	115	33,165	0	(7,587)	(1,840)	25,578	33,165	0	(7,586)	(1,841)	25,579
Recreation and culture											
Swimming Pool	114	60,338	0	(13,798)	(3,354)	46,540	60,338	0	(13,798)	(3,354)	46,540
Economic services											
Caravan Park Ablutions	119	0	0	0	0	0	0	250,000	0	0	250,000
		93,503	0	(21,384)	(5,194)	72,119	93,503	250,000	(21,384)	(5,195)	322,119

Shire of Boyup Brook
MONTHLY FINANCIAL REPORT

Details By Function Under The Following Program Titles And Type Of Activities Within The Programme		YTD COMPARATIVES 31 MARCH 2023		CURRENT YEAR YTD ACTUALS 31 MARCH 2023		ADOPTED BUDGET 2022-2023	
G/L	JOB	Budget	Actual	Income	Expenditure	Income	Expenditure
Proceeds Sale of Assets							
123001	Proceeds Sale of Plant Assets	(\$75,000)	(\$44,545)	(\$44,545)	\$0	(\$175,000)	\$0
092020	Proceeds - Sale of Land Assets			\$0	\$0	\$0	\$0
PROCEEDS FROM SALE OF ASSETS		(\$75,000)	(\$44,545)	(\$44,545)	\$0	(\$175,000)	\$0
Written Down Value							
092600	Written Down Value - Disposal of Assets	\$75,000	\$0	\$0	\$0	\$0	\$175,000
Sub Total - WDV ON DISPOSAL OF ASSET		\$75,000	\$0	\$0	\$0	\$0	\$175,000
Total - GAIN/LOSS ON DISPOSAL OF ASSET		\$0	(\$44,545)	(\$44,545)	\$0	(\$175,000)	\$175,000
Total - OPERATING STATEMENT		\$0	(\$44,545)	(\$44,545)	\$0	(\$175,000)	\$175,000

Shire of Boyup Brook
MONTHLY FINANCIAL REPORT

Details By Function Under The Following Program Titles
And Type Of Activities Within The Programme

Shire of Boyup Brook							
MONTHLY FINANCIAL REPORT							
Details By Function Under The Following Program Titles And Type Of Activities Within The Programme		YTD COMPARATIVES 31 MARCH 2023		CURRENT YEAR YTD ACTUALS 31 MARCH 2023		ADOPTED BUDGET 2022-2023	
G/L	JOB	Budget	Actual	Income	Expenditure	Income	Expenditure
RATES							
OPERATING EXPENDITURE							
031103	Rates Administration Activity Costs	\$85,901	\$77,031	\$0	\$77,031	\$0	\$114,581
031101	Collection Costs	\$3,749	\$9,549	\$0	\$9,549	\$0	\$5,000
031100	Valuation Charges	\$3,198	\$718	\$0	\$718	\$0	\$17,700
031102	Search Costs	\$48	\$27	\$0	\$27	\$0	\$300
Sub Total - GENERAL RATES OP EXP		\$92,896	\$87,325	\$0	\$87,325	\$0	\$137,581
OPERATING INCOME							
031001	Rates - GRV	(\$510,108)	(\$510,108)	(\$510,108)	\$0	(\$510,108)	\$0
031002	Rates - UV	(\$2,367,415)	(\$2,367,415)	(\$2,367,415)	\$0	(\$2,367,415)	\$0
031003	Rates - GRV - Minimum	(\$58,406)	(\$58,406)	(\$58,406)	\$0	(\$58,406)	\$0
031004	Rates - UV - Minimum	(\$396,806)	(\$396,806)	(\$396,806)	\$0	(\$396,806)	\$0
031006	Rates - Ex-Gratia Rates	(\$1,312)	(\$1,390)	(\$1,390)	\$0	(\$1,312)	\$0
031013	Rates Administration Fee	\$0	(\$7,056)	(\$7,056)	\$0	\$0	\$0
031005	Rates - Instalment Interest	(\$3,000)	(\$3,821)	(\$3,821)	\$0	(\$3,000)	\$0
031007	Rates - Non Payment Penalty - LG	(\$15,390)	(\$9,714)	(\$9,714)	\$0	(\$19,000)	\$0
031008	Rates - Rate Enquiries	(\$6,600)	(\$6,828)	(\$6,828)	\$0	(\$10,000)	\$0
031009	Rates - ESL Administration Fee	(\$4,000)	(\$4,000)	(\$4,000)	\$0	(\$4,000)	\$0
031010	Rates - Reimbursements	\$0	(\$5,919)	(\$5,919)	\$0	(\$5,000)	\$0
031011	Rates - Penalty Interest - DFES	(\$600)	(\$424)	(\$424)	\$0	(\$600)	\$0
031012	Rates - Rates Interims	(\$300)	(\$1,432)	(\$1,432)	\$0	(\$1,000)	\$0
031104	Rates Written Off	\$0	\$0	\$0	\$0	\$250	\$0
Sub Total - GENERAL RATES OP INC		(\$3,363,937)	(\$3,373,319)	(\$3,373,319)	\$0	(\$3,376,397)	\$0
Total - GENERAL RATES		(\$3,271,041)	(\$3,285,994)	(\$3,373,319)	\$87,325	(\$3,376,397)	\$137,581
OTHER GENERAL PURPOSE FUNDING							
OPERATING EXPENDITURE							
032100	General Purpose Funding - Administration Allocated	\$5,695	\$5,108	\$0	\$5,108	\$0	\$7,597
Sub Total - OTHER GENERAL PURPOSE FUNDING OP/EXP		\$5,695	\$5,108	\$0	\$5,108	\$0	\$7,597
OPERATING INCOME							
032001	General Purpose Grants Federal Commission (OP)	(\$270,586)	(\$270,586)	(\$270,586)	\$0	(\$360,781)	\$0
032002	General Purpose Grants Federal - Roads (OP)	(\$118,371)	(\$118,371)	(\$118,371)	\$0	(\$157,828)	\$0
032003	General Purpose Funding - Interest On Investments - Municipal /	(\$2,075)	(\$2,199)	(\$2,199)	\$0	(\$2,500)	\$0
032004	Interest on Investments - Reserves Account	(\$570)	\$0	\$0	\$0	(\$1,000)	\$0
032006	General Purpose Funding - Interest on Investments - Medical Fui	\$0	(\$158)	(\$158)	\$0	\$0	\$0
032007	General Purpose Funding - Interest on Investments - Business C	\$0	\$0	\$0	\$0	\$0	\$0
032008	General Purpose Funding - Interest on Investments - Short Term	(\$42)	(\$71)	(\$71)	\$0	(\$50)	\$0
Sub Total - OTHER GENERAL PURPOSE FUNDING OP/INC		(\$391,643)	(\$391,385)	(\$391,385)	\$0	(\$522,159)	\$0
Total - OTHER GENERAL PURPOSE FUNDING		(\$385,948)	(\$386,277)	(\$391,385)	\$5,108	(\$522,159)	\$7,597
Total - GENERAL PURPOSE FUNDING		(\$3,656,989)	(\$3,672,271)	(\$3,764,704)	\$92,433	(\$3,898,556)	\$145,178

Shire of Boyup Brook
MONTHLY FINANCIAL REPORT

Details By Function Under The Following Program Titles
And Type Of Activities Within The Programme

G/L JOB		YTD COMPARATIVES 31 MARCH 2023		CURRENT YEAR YTD ACTUALS 31 MARCH 2023		ADOPTED BUDGET 2022-2023	
		Budget	Actual	Income	Expenditure	Income	Expenditure
MEMBERS OF COUNCIL							
OPERATING EXPENDITURE							
041100	Members - Sitting Fees.	\$61,325	\$40,900	\$0	\$40,900	\$0	\$81,800
041119	Website Expenses	\$2,624	\$0	\$0	\$0	\$0	\$3,500
041101	Members - Training Costs	\$7,452	\$0	\$0	\$0	\$0	\$10,800
041102	Members - Travelling Costs	\$2,346	\$2,275	\$0	\$2,275	\$0	\$3,400
041103	Members - Telecommunications Reimbursements	\$8,942	\$6,480	\$0	\$6,480	\$0	\$12,960
041104	Members - Other Expenses	\$4,400	\$663	\$0	\$663	\$0	\$4,400
041105	Members - Conferences/Seminars Costs	\$14,741	\$4,877	\$0	\$4,877	\$0	\$15,850
041106	Members - President's Allowance	\$4,934	\$5,140	\$0	\$5,140	\$0	\$10,280
041107	Members - Deputy President's Allowance	\$1,259	\$1,285	\$0	\$1,285	\$0	\$2,570
041108	Members - Council Chamber Expenses	\$1,773	\$2,191	\$0	\$2,191	\$0	\$1,957
041109	Members - Refreshments & Receptions	\$16,541	\$24,205	\$0	\$24,205	\$0	\$22,064
041111	Members - Insurance Costs For Members	\$7,810	\$6,938	\$0	\$6,938	\$0	\$7,810
041112	Members - Subscriptions	\$9,575	\$9,153	\$0	\$9,153	\$0	\$9,575
041113	Members - Election Expenses	\$0	\$0	\$0	\$0	\$0	\$0
041114	Members - Donations	\$48,200	\$54,765	\$0	\$54,765	\$0	\$48,200
041118	ICT - Councillors	\$12,111	\$0	\$0	\$0	\$0	\$13,431
041120	Warren Blackwood Alliance Expenses	\$12,500	\$5,796	\$0	\$5,796	\$0	\$12,500
041150	Members - Admin Allocation	\$45,798	\$41,069	\$0	\$41,069	\$0	\$61,089
Sub Total - MEMBERS OF COUNCIL OP/EXP		\$262,333	\$205,738	\$0	\$205,738	\$0	\$322,186
OPERATING INCOME							
041001	Members - Reimbursements Income	\$0	(\$2,000)	(\$2,000)	\$0	\$0	\$0
041002	Other Governance - Sundry Reimbursements Income	\$0	\$0	\$0	\$0	\$0	\$0
Sub Total - MEMBERS OF COUNCIL OP/INC		\$0	(\$2,000)	(\$2,000)	\$0	\$0	\$0
Total - MEMBERS OF COUNCIL		\$262,333	\$203,738	(\$2,000)	\$205,738	\$0	\$322,186
GOVERNANCE							
OPERATING EXPENDITURE							
042100	Other Governance - Admin Allocated	\$68,698	\$61,604	\$0	\$61,604	\$0	\$91,634
Sub Total - GOVERNANCE - GENERAL OP/EXP		\$68,698	\$61,604	\$0	\$61,604	\$0	\$91,634
OPERATING INCOME							
Sub Total - GOVERNANCE - GENERAL OP/INC		\$0	\$0	\$0	\$0	\$0	\$0
Total - GOVERNANCE - GENERAL		\$68,698	\$61,604	\$0	\$61,604	\$0	\$91,634
Total - GOVERNANCE		\$331,031	\$265,341	(\$2,000)	\$267,341	\$0	\$413,820

Shire of Boyup Brook
MONTHLY FINANCIAL REPORT

Details By Function Under The Following Program Titles
And Type Of Activities Within The Programme

Shire of Boyup Brook MONTHLY FINANCIAL REPORT		YTD COMPARATIVES 31 MARCH 2023 Budget Actual		CURRENT YEAR		ADOPTED BUDGET	
				YTD ACTUALS			
				31 MARCH 2023		2022-2023	
G/L	JOB			Income	Expenditure	Income	Expenditure
LAW, ORDER AND PUBLIC SAFETY							
FIRE PREVENTION							
OPERATING EXPENDITURE							
051109	ESL - Insurances Fire Appliances and Personnel	\$34,990	\$34,392	\$0	\$34,392	\$0	\$34,990
051112	Fire Prevention And Support	\$15,128	\$12,552	\$0	\$12,552	\$0	\$15,129
051101	Fire Break Inspection Expenses	\$3,540	\$3,145	\$0	\$3,145	\$0	\$3,540
051102	Fire Hazard Reductions Expenses	\$4,603	\$11,764	\$0	\$11,764	\$0	\$6,393
051104	Minor Fire Plant & Equipment Purchases non ESL	\$300	\$23	\$0	\$23	\$0	\$400
051105	Fire Plant & Equipment Maintenance - Non ESL	\$375	\$0	\$0	\$0	\$0	\$500
051106	ESL - Fire Vehicle Maintenance Costs	\$12,450	\$1,716	\$0	\$1,716	\$0	\$15,000
051107	ESL - Brigade Utilities, rates and taxes	\$996	\$0	\$0	\$0	\$0	\$1,200
051108	ESL - Other Goods & Services relating to Fires	\$0	\$1,055	\$0	\$1,055	\$0	\$7,000
051110	ESL - Fire Plant & Equip over \$1500	\$16,972	\$13,325	\$0	\$13,325	\$0	\$16,972
051111	ESL - Minor Fire Plant/Equip Under \$1500	\$5,250	\$400	\$0	\$400	\$0	\$15,000
051114	ESL - Land & Building Maintenance	\$2,571	\$1,283	\$0	\$1,283	\$0	\$3,097
051115	ESL - Clothing and Accessories	\$37,350	\$21,050	\$0	\$21,050	\$0	\$45,000
051116	ESL - Plant and Equipment Maintenance	\$13,984	\$116	\$0	\$116	\$0	\$17,689
051117	BFRC - Bushfire Risk Planning	\$20,835	\$17,574	\$0	\$17,574	\$0	\$23,050
051118	DFES Fire Defence Grant Expenses	\$9,329	\$0	\$0	\$0	\$0	\$13,520
051120	Bush Fire - Mitigation Activity Funded	\$18,921	\$0	\$0	\$0	\$0	\$22,796
051150	Admin Allocation - Fire Control	\$45,798	\$41,069	\$0	\$41,069	\$0	\$61,089
051190	Depreciation - Fire Control	\$670	\$0	\$0	\$0	\$0	\$670
Sub Total - FIRE PREVENTION OP/EXP		\$244,061	\$159,464	\$0	\$159,464	\$0	\$303,035
OPERATING INCOME							
050600	ESL & DFES Non Operating Grants	(\$31,360)	\$0	\$0	\$0	(\$31,360)	\$0
051001	Fire Infringements/Fines Income	(\$500)	\$0	\$0	\$0	(\$500)	\$0
051002	Sale Of Fire Maps Income	(\$100)	(\$40)	(\$40)	\$0	(\$100)	\$0
051003	LGIS Fire Reimbursement Income	\$0	\$0	\$0	\$0	\$0	\$0
051004	ESL - Funding Operating Grant Income	(\$132,795)	(\$119,946)	(\$119,946)	\$0	(\$170,492)	\$0
Sub Total - FIRE PREVENTION OP/INC		(\$164,755)	(\$119,986)	(\$119,986)	\$0	(\$202,452)	\$0
Total - FIRE PREVENTION		\$79,306	\$39,478	(\$119,986)	\$159,464	(\$202,452)	\$303,035
ANIMAL CONTROL							
OPERATING EXPENDITURE							
052100	Ranger Services Operation Costs	\$1,120	\$1,290	\$0	\$1,290	\$0	\$2,000
052005	Trap Hire Refunds	\$50	\$0	\$0	\$0	\$0	\$50
052101	Ranger Vehicle Operating Expenses	\$2,587	\$0	\$0	\$0	\$0	\$3,450
052102	Dog License Discs Costs	\$300	\$0	\$0	\$0	\$0	\$300
052103	Other Control Expenses	\$1,911	\$2,048	\$0	\$2,048	\$0	\$2,425
052104	Animal Impounding Costs	\$5,000	\$2,955	\$0	\$2,955	\$0	\$5,000
052109	Cat License Tags Expense	\$100	\$0	\$0	\$0	\$0	\$100
052110	Ranger Services Salary Super and Employee Costs	\$54,179	\$23,571	\$0	\$23,571	\$0	\$72,928
052150	Admin Allocation - Animal Control	\$17,210	\$15,427	\$0	\$15,427	\$0	\$22,947
052190	Depreciation	\$300	\$0	\$0	\$0	\$0	\$400
Sub Total - ANIMAL CONTROL OP/EXP		\$82,757	\$45,291	\$0	\$45,291	\$0	\$109,600
OPERATING INCOME							
052001	Animal Fines & Penalties Income	\$0	(\$1,700)	(\$1,700)	\$0	\$0	\$0
052002	Animal Impounding Fees Income	(\$300)	(\$2,735)	(\$2,735)	\$0	(\$300)	\$0
052003	Dog Registrations Charges	(\$4,706)	(\$4,304)	(\$4,304)	\$0	(\$6,000)	\$0
Sub Total - ANIMAL CONTROL OP/INC		(\$5,006)	(\$8,739)	(\$8,739)	\$0	(\$6,300)	\$0
Total - ANIMAL CONTROL		\$77,751	\$36,552	(\$8,739)	\$45,291	(\$6,300)	\$109,600

Shire of Boyup Brook
MONTHLY FINANCIAL REPORT

Details By Function Under The Following Program Titles
And Type Of Activities Within The Programme

Shire of Boyup Brook							
MONTHLY FINANCIAL REPORT							
Details By Function Under The Following Program Titles And Type Of Activities Within The Programme							
G/L	JOB	YTD COMPARATIVES 31 MARCH 2023		CURRENT YEAR YTD ACTUALS 31 MARCH 2023		ADOPTED BUDGET 2022-2023	
		Budget	Actual	Income	Expenditure	Income	Expenditure
OTHER LAW ORDER & PUBLIC SAFETY							
OPERATING EXPENDITURE							
053100	Local Emergency Management Committee Expenses	\$300	\$0	\$0	\$0	\$0	\$300
053150	Administration Allocated - Emergency Mgt	\$17,203	\$15,427	\$0	\$15,427	\$0	\$22,947
053190	Depreciation	\$20,501	\$0	\$0	\$0	\$0	\$27,345
Sub Total - OTHER LAW ORDER & PUBLIC SAFETY OP/EXP		\$38,004	\$15,427	\$0	\$15,427	\$0	\$50,592
OPERATING INCOME							
053002	Non-Operating Grants CCTV	\$0	\$0	\$0	\$0	\$0	\$0
Sub Total - OTHER LAW ORDER & PUBLIC SAFETY OP /INC		\$0	\$0	\$0	\$0	\$0	\$0
Total - OTHER LAW ORDER PUBLIC SAFETY		\$38,004	\$15,427	\$0	\$15,427	\$0	\$50,592
Total - LAW ORDER & PUBLIC SAFETY		\$195,061	\$91,458	(\$128,724)	\$220,182	(\$208,752)	\$463,227

Shire of Boyup Brook
MONTHLY FINANCIAL REPORT

Details By Function Under The Following Program Titles
And Type Of Activities Within The Programme

Shire of Boyup Brook								
MONTHLY FINANCIAL REPORT								
Details By Function Under The Following Program Titles And Type Of Activities Within The Programme			YTD COMPARATIVES		CURRENT YEAR		ADOPTED BUDGET	
			31 MARCH 2023		YTD ACTUALS		2022-2023	
G/L	JOB		Budget	Actual	Income	Expenditure	Income	Expenditure
HEALTH FAMILY STOP CENTRE								
OPERATING EXPENDITURE								
071100	B0101	Family Stop Centre - Operation	\$12,268	\$9,986	\$0	\$9,986	\$0	\$13,218
071150		Admin Allocated - Family Stop Centre	\$11,508	\$10,319	\$0	\$10,319	\$0	\$15,350
071190		Depreciation - Family Stop Centre	\$2,774	\$0	\$0	\$0	\$0	\$3,700
Sub Total - HEALTH FAMILY STOP OP/EXP			\$26,549	\$20,306	\$0	\$20,306	\$0	\$32,268
OPERATING INCOME								
Sub Total - HEALTH FAMILY STOP OP/INC			\$0	\$0	\$0	\$0	\$0	\$0
Total - HEALTH FAMILY STOP			\$26,549	\$20,306	\$0	\$20,306	\$0	\$32,268
HEALTH ADMINISTRATION & INSPECTION								
OPERATING EXPENDITURE								
072100		Health Administration Services Expenses	\$32,754	\$25,914	\$0	\$25,914	\$0	\$43,007
072101		Other Health Administration Expenses	\$362	\$54	\$0	\$54	\$0	\$500
072102		Provision for Leave Accruals	\$0	\$0	\$0	\$0	\$0	\$0
072103		Health Administration Superannuation	\$0	\$0	\$0	\$0	\$0	\$0
072150		Admin Allocation - Other Health	\$11,512	\$10,319	\$0	\$10,319	\$0	\$15,350
Sub Total - HEALTH ADMIN AND INSPECTION OP/EXP			\$44,628	\$36,287	\$0	\$36,287	\$0	\$58,857
OPERATING INCOME								
072001		Food Stall Permit Charges	(\$200)	(\$1,000)	(\$1,000)	\$0	(\$200)	\$0
072002		Temporary Camping Site Permit Charges	(\$100)	(\$900)	(\$900)	\$0	(\$100)	\$0
072003		Food Business Registration Fee	(\$627)	(\$2,009)	(\$2,009)	\$0	(\$900)	\$0
072004		Annual Inspections	\$0	\$0	\$0	\$0	\$0	\$0
072005		Lodging House Registration Fees	\$0	\$0	\$0	\$0	\$0	\$0
Sub Total - HEALTH ADMIN AND INSPECTION OP/INC			(\$927)	(\$3,909)	(\$3,909)	\$0	(\$1,200)	\$0
Total - HEALTH ADMIN AND INSPECTION			\$43,701	\$32,378	(\$3,909)	\$36,287	(\$1,200)	\$58,857
OTHER HEALTH - MEDICAL SERVICES								
OPERATING EXPENDITURE								
074100	B0105	Housing General Practitioner - Medical Service	\$11,354	\$12,997	\$0	\$12,997	\$0	\$14,848
074102		Boyup Brook Medical Services Building Costs	\$24,986	\$28,764	\$0	\$28,764	\$0	\$32,355
074101		Medical Services General Operations	\$5,169	\$337	\$0	\$337	\$0	\$9,810
074103		Medical Service Employee Costs	\$608,052	\$661,210	\$0	\$661,210	\$0	\$891,883
074105		Postage, Printing & Stationery	\$3,361	\$3,399	\$0	\$3,399	\$0	\$5,000
074106		Medical Ctr - Telephones	\$5,173	\$4,849	\$0	\$4,849	\$0	\$6,900
074107		Medical Ctr - Subscriptions	\$5,804	\$3,377	\$0	\$3,377	\$0	\$7,329
074108		Medical Ctr - Insurances	\$33,635	\$13,394	\$0	\$13,394	\$0	\$33,635
074109		Medical Bank Fees	\$712	\$269	\$0	\$269	\$0	\$950
074110		Medical Ctr - Computer Expenses	\$29,080	\$20,725	\$0	\$20,725	\$0	\$34,436
074111		Medical Ctr - Medical Supplies & Equipt	\$20,504	\$9,145	\$0	\$9,145	\$0	\$27,350
074112		Medical Ctr - Locum Doctor	\$16,038	\$0	\$0	\$0	\$0	\$48,600
074113		Medical Ctr - Superannuation	\$62,631	\$67,860	\$0	\$67,860	\$0	\$92,037
074114		Medical Ctr - Training	\$5,000	\$735	\$0	\$735	\$0	\$5,000
074115		Medical Ctr - Sundry Expenses	\$6,940	\$3,602	\$0	\$3,602	\$0	\$9,350
074116		Medical Service Provision for Leave Accruals	\$0	\$0	\$0	\$0	\$0	\$31,245
074117		Medical - Fringe Benefit Tax	\$750	\$159	\$0	\$159	\$0	\$1,000
074118		Medical Employee (Packaging) Costs	\$0	\$0	\$0	\$0	\$0	\$1,200
074150		Admin Allocated - Boyup Brook Medical Services	\$51,495	\$46,177	\$0	\$46,177	\$0	\$68,687
074191		Depreciation - Medical Centre	\$6,372	\$0	\$0	\$0	\$0	\$8,500
074190		Depreciation - Housing GP - 5 Rogers Ave	\$5,098	\$0	\$0	\$0	\$0	\$6,800
Sub Total - PREVENTIVE SRVS - OP/EXP			\$902,153	\$877,000	\$0	\$877,000	\$0	\$1,336,915
OPERATING INCOME								
074001		Surgery Turnover	(\$776,050)	(\$351,860)	(\$351,860)	\$0	(\$1,100,000)	\$0
074002		Surgery Rental Income	(\$1,200)	\$0	\$0	\$0	(\$1,600)	\$0
Sub Total - PREVENTIVE SRVS - OP/INC			(\$777,250)	(\$351,860)	(\$351,860)	\$0	(\$1,101,600)	\$0
Total - PREVENTIVE SERVICES			\$124,904	\$525,140	(\$351,860)	\$877,000	(\$1,101,600)	\$1,336,915

Shire of Boyup Brook
MONTHLY FINANCIAL REPORT

Details By Function Under The Following Program Titles
And Type Of Activities Within The Programme

Shire of Boyup Brook							
MONTHLY FINANCIAL REPORT							
Details By Function Under The Following Program Titles And Type Of Activities Within The Programme		YTD COMPARATIVES 31 MARCH 2023		CURRENT YEAR YTD ACTUALS 31 MARCH 2023		ADOPTED BUDGET 2022-2023	
G/L	JOB	Budget	Actual	Income	Expenditure	Income	Expenditure
PREVENTIVE SERVICE - OTHER							
OPERATING EXPENDITURE							
073100	Analytical Expenses	\$500	\$463	\$0	\$463	\$0	\$500
Sub Total - PREVENTIVE SRVS - OTHER OP/EXP		\$500	\$463	\$0	\$463	\$0	\$500
Total - PREVENTIVE SERVICES - OTHER		\$500	\$463	\$0	\$463	\$0	\$500
OTHER HEALTH							
OPERATING EXPENDITURE							
075100	Ambulance Centre Operation	\$12,943	\$13,426	\$0	\$13,426	\$0	\$25,193
075150	Admin Allocated - Other Health	\$11,508	\$10,319	\$0	\$10,319	\$0	\$15,350
Sub Total - OTHER HEALTH OP/EXP		\$24,451	\$23,745	\$0	\$23,745	\$0	\$40,543
OPERATING INCOME							
Sub Total - OTHER HEALTH OP/INC		\$0	\$0	\$0	\$0	\$0	\$0
Total - OTHER HEALTH		\$24,451	\$23,745	\$0	\$23,745	\$0	\$40,543
Total - HEALTH		\$220,105	\$602,032	(\$355,769)	\$957,801	(\$1,102,800)	\$1,469,083

Shire of Boyup Brook
MONTHLY FINANCIAL REPORT

Details By Function Under The Following Program Titles
And Type Of Activities Within The Programme

Shire of Boyup Brook							
MONTHLY FINANCIAL REPORT							
Details By Function Under The Following Program Titles And Type Of Activities Within The Programme		YTD COMPARATIVES 31 MARCH 2023		CURRENT YEAR YTD ACTUALS 31 MARCH 2023		ADOPTED BUDGET 2022-2023	
G/L	JOB	Budget	Actual	Income	Expenditure	Income	Expenditure
OTHER EDUCATION							
OPERATING EXPENDITURE							
081100	Community Resource Centre	\$11,421	\$5,170	\$0	\$5,170	\$0	\$12,241
081101	Rylington Park Farm Complex	\$0	\$399	\$0	\$399	\$0	\$0
081102	Donations - Other Education	\$250	\$182	\$0	\$182	\$0	\$250
081103	Early Learning Centre - Employee Costs	\$180,231	\$181,700	\$0	\$181,700	\$0	\$241,247
081104	Early Learning Centre - Operating Costs	\$13,468	\$8,080	\$0	\$8,080	\$0	\$17,015
081106	ECU Joint Research Support	\$10,000	\$10,000	\$0	\$10,000	\$0	\$10,000
081150	Admin Allocation - Other Education	\$11,512	\$10,319	\$0	\$10,319	\$0	\$15,350
081190	Depreciation - Community Resource Centre	\$3,765	\$0	\$0	\$0	\$0	\$5,020
081191	Depreciation - Rylington Park Farm Complex	\$0	\$0	\$0	\$0	\$0	\$0
Sub Total - OTHER EDUCATION OP/EXP		\$230,647	\$215,850	\$0	\$215,850	\$0	\$301,123
OPERATING INCOME							
081003	Early Learning Centre - Fees & Charges	(\$175,035)	(\$13,541)	(\$13,541)	\$0	(\$210,000)	\$0
081004	Early Learning Centre -Operating Income	\$0	\$0	\$0	\$0	\$0	\$0
Sub Total - OTHER EDUCATION OP/INC		(\$175,035)	(\$13,541)	(\$13,541)	\$0	(\$210,000)	\$0
Total - OTHER EDUCATION		\$55,612	\$202,309	(\$13,541)	\$215,850	(\$210,000)	\$301,123
AGED & DISABLED							
OPERATING EXPENDITURE							
082100	Support for Seniors Christmas Lunch	\$1,400	\$752	\$0	\$752	\$0	\$1,400
082150	Admin Allocated - Aged & Disabled	\$11,508	\$10,319	\$0	\$10,319	\$0	\$15,350
Sub Total - AGED & DISABLED OP/EXP		\$12,908	\$11,072	\$0	\$11,072	\$0	\$16,750
OPERATING INCOME							
Sub Total - AGED & DISABLED OP/INC		\$0	\$0	\$0	\$0	\$0	\$0
Total - AGED & DISABLED		\$12,908	\$11,072	\$0	\$11,072	\$0	\$16,750
OTHER WELFARE							
OPERATING EXPENDITURE							
083100	Other Welfare Expenses	\$0	\$0	\$0	\$0	\$0	\$500
083104	Depreciation	\$37	\$0	\$0	\$0	\$0	\$50
083150	Admin Allocated - Other Welfare	\$34,420	\$30,854	\$0	\$30,854	\$0	\$45,895
Sub Total - OTHER WELFARE OP/EXP		\$34,457	\$30,854	\$0	\$30,854	\$0	\$46,445
OPERATING INCOME							
Sub Total - OTHER WELFARE OP/INC		\$0	\$0	\$0	\$0	\$0	\$0
Total - OTHER WELFARE		\$34,457	\$30,854	\$0	\$30,854	\$0	\$46,445
Total - EDUCATION & WELFARE		\$102,977	\$244,235	(\$13,541)	\$257,776	(\$210,000)	\$364,318

Shire of Boyup Brook
MONTHLY FINANCIAL REPORT

Details By Function Under The Following Program Titles
And Type Of Activities Within The Programme

Shire of Boyup Brook							
MONTHLY FINANCIAL REPORT							
Details By Function Under The Following Program Titles And Type Of Activities Within The Programme		YTD COMPARATIVES		CURRENT YEAR		ADOPTED BUDGET	
		31 MARCH 2023		YTD ACTUALS		2022-2023	
G/L	JOB	Budget	Actual	Income	Expenditure	Income	Expenditure
STAFF HOUSING							
OPERATING EXPENDITURE							
091100	Staff Housing	\$8,647	\$0	\$0	\$0	\$0	\$8,894
091130	Interest Paid Loan 115 - Staff House	\$1,840	\$1,840	\$0	\$1,840	\$0	\$1,841
091190	Depreciation - Staff Housing	\$4,300	\$0	\$0	\$0	\$0	\$5,735
091150	Staff Housing - Less Amt Allocated to Admin.	\$11,508	\$10,319	\$0	\$10,319	\$0	\$15,350
Sub Total - STAFF HOUSING OP/EXP		\$26,295	\$12,160	\$0	\$12,160	\$0	\$31,820
Total - STAFF HOUSING		\$26,295	\$12,160	\$0	\$12,160	\$0	\$31,820
HOUSING OTHER							
OPERATING EXPENDITURE							
092101	Boyup Brook Citizens Lodge	\$12,257	\$10,407	\$0	\$10,407	\$0	\$12,632
092102	Community Housing - Units	\$15,603	\$15,409	\$0	\$15,409	\$0	\$18,984
092103	Other	\$5,634	\$3,207	\$0	\$3,207	\$0	\$6,623
092105	House - 1 Rogers Ave	\$11,302	\$9,566	\$0	\$9,566	\$0	\$13,891
092107	7 Knapp Street - Operating & Mtce Expense	\$5,811	\$5,331	\$0	\$5,331	\$0	\$7,246
092108	Property Selling Expenses	\$0	\$0	\$0	\$0	\$0	\$0
092109	Community Housing Maintenance - Grant Funded	\$114,672	\$0	\$0	\$0	\$0	\$143,340
092150	Admin Allocation - Other Housing	\$11,624	\$10,424	\$0	\$10,424	\$0	\$15,505
092191	Depreciation - Other Housing	\$4,176	\$0	\$0	\$0	\$0	\$5,570
092192	Depreciation - House - 1 Rogers Ave	\$3,272	\$0	\$0	\$0	\$0	\$4,365
092190	Depreciation - Boyup Brook Citizens Lodge	\$24,279	\$0	\$0	\$0	\$0	\$32,385
Sub Total - HOUSING OTHER OP/EXP		\$208,630	\$54,343	\$0	\$54,343	\$0	\$260,541
HOUSING OPERATING INCOME							
092001	Rent 24A Proctor St	(\$6,699)	(\$8,658)	(\$8,658)	\$0	(\$8,932)	\$0
092002	Rent 24B Proctor St	(\$6,000)	(\$6,000)	(\$6,000)	\$0	(\$8,000)	\$0
092003	Rent 16A Forrest St	(\$7,425)	(\$6,882)	(\$6,882)	\$0	(\$9,900)	\$0
092004	Rent 16B Forrest St	(\$7,050)	(\$7,715)	(\$7,715)	\$0	(\$9,400)	\$0
092005	Rent 1 Rogers St	\$0	\$0	\$0	\$0	\$0	\$0
092007	Housing Reimbursements	(\$813)	(\$343)	(\$343)	\$0	(\$1,000)	\$0
092009	Other Housing: 7 Knapp St	(\$23,459)	(\$25,350)	(\$25,350)	\$0	(\$31,280)	\$0
092011	Community Housing Maintenance Grant	\$0	\$0	\$0	\$0	(\$143,340)	\$0
Sub Total - HOUSING OTHER OP/INC		(\$51,445)	(\$54,947)	(\$54,947)	\$0	(\$211,852)	\$0
Total - HOUSING OTHER		\$157,185	(\$604)	(\$54,947)	\$54,343	(\$211,852)	\$260,541
Total - HOUSING		\$183,480	\$11,556	(\$54,947)	\$66,503	(\$211,852)	\$292,361

Shire of Boyup Brook
MONTHLY FINANCIAL REPORT

Details By Function Under The Following Program Titles
And Type Of Activities Within The Programme

Shire of Boyup Brook MONTHLY FINANCIAL REPORT								
Details By Function Under The Following Program Titles And Type Of Activities Within The Programme			YTD COMPARATIVES 31 MARCH 2023		CURRENT YEAR YTD ACTUALS 31 MARCH 2023		ADOPTED BUDGET 2022-2023	
G/L	JOB		Budget	Actual	Income	Expenditure	Income	Expenditure
SANITATION - HOUSEHOLD REFUSE								
OPERATING EXPENDITURE								
101100		Refuse Collection Boyup Brook Townsite Expense	\$38,323	\$33,282	\$0	\$33,282	\$0	\$51,100
101101		Recycling Collection Boyup Brook Town Site	\$23,774	\$20,433	\$0	\$20,433	\$0	\$31,700
101106		Transfer Station Employee Costs	\$22,257	\$19,205	\$0	\$19,205	\$0	\$28,490
101102	B0400	Boyup Brook Transfer Station Costs	\$41,989	\$46,301	\$0	\$46,301	\$0	\$56,614
101103		Land Fill Disposal Site	\$53,130	\$37,201	\$0	\$37,201	\$0	\$70,208
101104		Townsite Street Bins Collection	\$10,983	\$9,710	\$0	\$9,710	\$0	\$14,917
101107		Drum Muster Expenses	\$2,660	\$0	\$0	\$0	\$0	\$2,660
101108		BB Transfer Station Superannuation	\$1,212	\$1,575	\$0	\$1,575	\$0	\$1,700
101119		Waste Bin Maintenance and Delivery	\$4,429	\$1,146	\$0	\$1,146	\$0	\$6,340
101150		Admin Allocated - Waste Management	\$22,900	\$20,535	\$0	\$20,535	\$0	\$30,545
101190		Depreciation - Waste Management	\$16,546	\$0	\$0	\$0	\$0	\$22,070
Sub Total - SANITATION HOUSEHOLD REFUSE OP/EXP			\$238,203	\$189,387	\$0	\$189,387	\$0	\$316,344
SANITATION OPERATING INCOME								
101001		Refuse Collection Charges	(\$195,523)	(\$208,975)	(\$208,975)	\$0	(\$195,523)	\$0
101002		Waste Disposal Charges	(\$7,000)	(\$4,219)	(\$4,219)	\$0	(\$7,000)	\$0
101003		Recycling Scheme Income	(\$3,000)	(\$792)	(\$792)	\$0	(\$6,000)	\$0
101004		Scrap Metal Income	\$0	\$0	\$0	\$0	\$0	\$0
Sub Total - SANITATION H/HOLD REFUSE OP/INC			(\$205,523)	(\$213,986)	(\$213,986)	\$0	(\$208,523)	\$0
Total - SANITATION HOUSEHOLD REFUSE			\$32,680	(\$24,599)	(\$213,986)	\$189,387	(\$208,523)	\$316,344
EFFLUENT DRAINAGE SYSTEM								
OPERATING EXPENDITURE								
103100		Septic Tank Inspection Expenses	\$200	\$0	\$0	\$0	\$0	\$200
103101		Liquid Waste Disposal Site (Stanton Road)	\$8,680	\$1,430	\$0	\$1,430	\$0	\$8,680
Sub Total - SEWERAGE OP/EXP			\$8,880	\$1,430	\$0	\$1,430	\$0	\$8,880
OPERATING INCOME								
103002		Septic Licence Fees	(\$2,408)	(\$2,596)	(\$2,596)	\$0	(\$2,800)	\$0
Sub Total - SEWERAGE OP/INC			(\$2,408)	(\$2,596)	(\$2,596)	\$0	(\$2,800)	\$0
Total - SEWERAGE			\$6,472	(\$1,166)	(\$2,596)	\$1,430	(\$2,800)	\$8,880
TOWN PLANNING & REGIONAL DEVELOPMENT								
OPERATING EXPENDITURE								
105100		Town Planning Admin & Control	\$51,995	\$37,083	\$0	\$37,083	\$0	\$73,954
105101		Admin Allocation - Town Planning	\$22,908	\$20,535	\$0	\$20,535	\$0	\$30,545
Sub Total - TOWN PLAN & REG DEV OP/EXP			\$74,903	\$57,617	\$0	\$57,617	\$0	\$104,499
OPERATING INCOME								
105001		Planning Application Fees	(\$2,107)	(\$10,507)	(\$10,507)	\$0	(\$3,000)	\$0
Sub Total - TOWN PLAN & REG DEV OP/INC			(\$2,107)	(\$10,507)	(\$10,507)	\$0	(\$3,000)	\$0
Total - TOWN PLANNING & REGIONAL DEVELOPMENT			\$72,796	\$47,111	(\$10,507)	\$57,617	(\$3,000)	\$104,499

Shire of Boyup Brook
MONTHLY FINANCIAL REPORT

Details By Function Under The Following Program Titles
And Type Of Activities Within The Programme

G/L JOB		YTD COMPARATIVES 31 MARCH 2023		CURRENT YEAR YTD ACTUALS 31 MARCH 2023		ADOPTED BUDGET 2022-2023	
		Budget	Actual	Income	Expenditure	Income	Expenditure
OTHER COMMUNITY AMENITIES							
OPERATING EXPENDITURE							
106101	Cemetery - Operation	\$23,123	\$34,331	\$0	\$34,331	\$0	\$0
106101 B0420	Cemetery - Operation		\$0	\$0	\$0	\$0	\$30,820
106101 B0421	Niche Wall Plaques Operations	\$2,344	\$0	\$0	\$0	\$0	\$2,344
106101 G314	Cemetery Grounds	\$5,708	\$0	\$0	\$0	\$0	\$7,735
106102	Public Toilets - Operation		\$8,573	\$0	\$8,573	\$0	\$0
106102 B0450	Toilets - Lions Park Costs	\$2,729	\$0	\$0	\$0	\$0	\$3,677
106102 B0451	Toilets - Tourist Centre Costs	\$5,224	\$0	\$0	\$0	\$0	\$6,851
106102 B0452	Toilets - Town Hall (External) Costs	\$8,218	\$0	\$0	\$0	\$0	\$10,800
106103	Street Furniture	\$430	\$0	\$0	\$0	\$0	\$430
106150	Admin Allocation - Other Community Amenities	\$11,512	\$10,319	\$0	\$10,319	\$0	\$15,350
106151	Admin Allocation - Cemetery	\$1,279	\$1,147	\$0	\$1,147	\$0	\$1,706
106191	Depreciation - Public Toilets	\$757	\$0	\$0	\$0	\$0	\$1,010
106192	Depreciation - Other Community Service's	\$2,276	\$0	\$0	\$0	\$0	\$3,035
Sub Total - OTHER COMMUNITY AMENITIES OP/EXP		\$63,601	\$54,372	\$0	\$54,372	\$0	\$83,758
OPERATING INCOME							
106001	Cemetery Burial Fees	(\$7,500)	\$0	\$0	\$0	(\$7,500)	\$0
106002	License/Other Fees BB Cemetery	(\$1,500)	(\$2,298)	(\$2,298)	\$0	(\$1,500)	\$0
106003	Cemetery - Reservation Fees	\$0	(\$308)	(\$308)	\$0	\$0	\$0
106004	Niche Wall Fees	(\$1,500)	(\$662)	(\$662)	\$0	(\$1,500)	\$0
Sub Total - OTHER COMMUNITY AMENITIES OP/INC		(\$10,500)	(\$3,268)	(\$3,268)	\$0	(\$10,500)	\$0
Total - OTHER COMMUNITY AMENITIES		\$53,101	\$51,103	(\$3,268)	\$54,372	(\$10,500)	\$83,758
Total - COMMUNITY AMENITIES		\$165,049	\$72,449	(\$230,357)	\$302,806	(\$224,823)	\$513,481

Shire of Boyup Brook
MONTHLY FINANCIAL REPORT

Details By Function Under The Following Program Titles
And Type Of Activities Within The Programme

Shire of Boyup Brook							
MONTHLY FINANCIAL REPORT							
Details By Function Under The Following Program Titles And Type Of Activities Within The Programme		YTD COMPARATIVES 31 MARCH 2023		CURRENT YEAR YTD ACTUALS 31 MARCH 2023		ADOPTED BUDGET 2022-2023	
G/L	JOB	Budget	Actual	Income	Expenditure	Income	Expenditure
PUBLIC HALL & CIVIC CENTRES							
OPERATING EXPENDITURE							
111100	Boyup Brook Hall - Operation	\$26,441	\$26,407	\$0	\$26,407	\$0	\$34,233
111102	Halls - Other Public Halls	\$13,607	\$9,600	\$0	\$9,600	\$0	\$18,727
111150	Admin Allocation - Public Halls	\$22,908	\$20,535	\$0	\$20,535	\$0	\$30,545
111190	Depreciation - Public Halls	\$38,536	\$0	\$0	\$0	\$0	\$51,384
Sub Total - PUBLIC HALLS & CIVIC CENTRES OP/EXP		\$101,492	\$56,542	\$0	\$56,542	\$0	\$134,889
OPERATING INCOME							
111001	Hall Hire Fees	\$0	(\$18)	(\$18)	\$0	\$0	\$0
Sub Total - PUBLIC HALLS & CIVIC CENTRES OP/INC		\$0	(\$18)	(\$18)	\$0	\$0	\$0
Total - PUBLIC HALL & CIVIC CENTRES		\$101,492	\$56,524	(\$18)	\$56,542	\$0	\$134,889
OTHER RECREATION & SPORT							
OPERATING EXPENDITURE							
113100	Recreation Complex	\$90,768	\$85,834	\$0	\$85,834	\$0	\$111,842
113109	Walk Trails	\$3,191	\$5,922	\$0	\$5,922	\$0	\$4,254
113110	Townsite Gardens	\$58,568	\$84,438	\$0	\$84,438	\$0	\$73,142
113112	Reserves and Parks Operations	\$51,231	\$78,853	\$0	\$78,853	\$0	\$71,089
113119	Other Recreation Facilities	\$33,333	\$17,379	\$0	\$17,379	\$0	\$45,473
113120	War Memorial	\$4,538	\$5,652	\$0	\$5,652	\$0	\$5,908
113150	Admin Allocation - Other Recreation	\$38,838	\$34,815	\$0	\$34,815	\$0	\$51,786
113124	Support for UBAS	\$3,711	\$3,793	\$0	\$3,793	\$0	\$3,711
113122	Support for ANZAC Day	\$5,695	\$0	\$0	\$0	\$0	\$11,389
113125	Support for Others	\$17,781	\$24,809	\$0	\$24,809	\$0	\$24,354
113140	Sundry Plant Items	\$0	\$5,260	\$0	\$5,260	\$0	\$11,500
113190	Depreciation - Other Recreation	\$165,308	\$0	\$0	\$0	\$0	\$220,420
113191	Depreciation - Parks & Gardens	\$37,521	\$0	\$0	\$0	\$0	\$50,030
113192	Depreciation: Plant & Equipment	\$12,367	\$0	\$0	\$0	\$0	\$16,490
Sub Total - OTHER RECREATION & SPORT OP/EXP		\$522,850	\$346,756	\$0	\$346,756	\$0	\$701,388
OPERATING INCOME							
113003	Rec Ground Use Hire Fees	(\$3,400)	(\$3,541)	(\$3,541)	\$0	(\$3,400)	\$0
113022	Recreation - Capital Grants & Contributions	\$0	\$0	\$0	\$0	(\$95,714)	\$0
Sub Total - OTHER RECREATION & SPORT OP/INC		(\$3,400)	(\$3,541)	(\$3,541)	\$0	(\$99,114)	\$0
Total - OTHER RECREATION & SPORT		\$519,450	\$343,215	(\$3,541)	\$346,756	(\$99,114)	\$701,388
SWIMMING POOL							
OPERATING EXPENDITURE							
112100	Swimming Pool & Gymnasium General Operations	\$81,260	\$42,142	\$0	\$42,142	\$0	\$90,024
112101	Swimming Pool Building Costs	\$69,277	\$49,164	\$0	\$49,164	\$0	\$81,940
112102	Swimming Pool Employee Costs	\$83,996	\$82,047	\$0	\$82,047	\$0	\$94,986
112103	Interest on Loan 114 - upgrade pool bowl	\$3,354	\$3,354	\$0	\$3,354	\$0	\$3,354
112104	Swimming Pool Employee Superannuation	\$8,020	\$5,234	\$0	\$5,234	\$0	\$8,795
112106	Pool Staff - Fringe Benefits Tax	\$1,875	\$0	\$0	\$0	\$0	\$2,500
112108	Gym Employee Costs	\$0	\$1,961	\$0	\$1,961	\$0	\$0
112150	Admin Allocation - Swimming Pool	\$25,341	\$22,724	\$0	\$22,724	\$0	\$33,801
112190	Depreciation - Swimming Pool	\$13,300	\$0	\$0	\$0	\$0	\$17,740
Sub Total - SWIMMING POOL OP/EXP		\$286,422	\$206,625	\$0	\$206,625	\$0	\$333,140
OPERATING INCOME							
112003	Pool Daily Admission Fees	(\$15,654)	(\$10,876)	(\$10,876)	\$0	(\$15,700)	\$0
112004	Season Tickets Fees	(\$17,000)	(\$15,342)	(\$15,342)	\$0	(\$17,000)	\$0
112005	Pool Hire Fees	(\$199)	(\$702)	(\$702)	\$0	(\$200)	\$0
112006	Gym Equipment Hire Fees	(\$7,000)	(\$9,655)	(\$9,655)	\$0	(\$7,000)	\$0
112007	Pool Teaching Programme Fees	(\$2,000)	(\$3,667)	(\$3,667)	\$0	(\$2,000)	\$0
112008	Vacation Swimming Passes	(\$900)	(\$770)	(\$770)	\$0	(\$900)	\$0
112009	Capital Grants and Contributions	\$0	(\$20,000)	(\$20,000)	\$0	\$0	\$0
Sub Total - SWIMMING POOL OP/INC		(\$42,754)	(\$61,013)	(\$61,013)	\$0	(\$42,800)	\$0
Total - SWIMMING POOL		\$243,669	\$145,612	(\$61,013)	\$206,625	(\$42,800)	\$333,140

Shire of Boyup Brook
MONTHLY FINANCIAL REPORT

Details By Function Under The Following Program Titles
And Type Of Activities Within The Programme

<i>Shire of Boyup Brook</i> <i>MONTHLY FINANCIAL REPORT</i>							
Details By Function Under The Following Program Titles And Type Of Activities Within The Programme		YTD COMPARATIVES 31 MARCH 2023		CURRENT YEAR YTD ACTUALS 31 MARCH 2023		ADOPTED BUDGET 2022-2023	
G/L	JOB	Budget	Actual	Income	Expenditure	Income	Expenditure
TELEVISION & RADIO REBROADCASTING							
OPERATING EXPENDITURE							
114005	Telecommunications Tower	\$4,333	\$1,115	\$0	\$1,115	\$0	\$5,228
Sub Total - TV & RADIO REBROADCASTING OP/EXP		\$4,333	\$1,115	\$0	\$1,115	\$0	\$5,228
OPERATING INCOME							
114010	Radio & Mobile Tower Site (Including NBN) Fees or Charges	(\$9,795)	(\$9,747)	(\$9,747)	\$0	(\$9,795)	\$0
Sub Total - TV & RADIO REBROADCASTING OP/INC		(\$9,795)	(\$9,747)	(\$9,747)	\$0	(\$9,795)	\$0
Total - TV & RADIO REBROADCASTING		(\$5,462)	(\$8,632)	(\$9,747)	\$1,115	(\$9,795)	\$5,228
LIBRARIES							
OPERATING EXPENDITURE							
115100	Library Operations	\$12,378	\$10,165	\$0	\$10,165	\$0	\$23,115
115101	State Library Grant Expenditure	\$0	\$7,808	\$0	\$7,808	\$0	\$0
115150	Admin Allocation - Libraries	\$63,025	\$56,496	\$0	\$56,496	\$0	\$84,037
Sub Total - LIBRARIES OP/EXP		\$75,403	\$74,469	\$0	\$74,469	\$0	\$107,152
OPERATING INCOME							
115001	State Library Grant Income	\$0	(\$7,808)	(\$7,808)	\$0	\$0	\$0
Sub Total - LIBRARIES OP/INC		\$0	(\$7,808)	(\$7,808)	\$0	\$0	\$0
Total - LIBRARIES		\$75,403	\$66,661	(\$7,808)	\$74,469	\$0	\$107,152
OTHER CULTURE							
OPERATING EXPENDITURE							
116100	Museum	\$8,260	\$3,201	\$0	\$3,201	\$0	\$9,485
116101	Craft Hut	\$2,119	\$2,261	\$0	\$2,261	\$0	\$2,413
116102	Support for Sandakan (Ceremony)	\$9,688	\$6,927	\$0	\$6,927	\$0	\$10,123
116150	Admin Allocated - Other Culture	\$11,512	\$10,319	\$0	\$10,319	\$0	\$15,350
116190	Depreciation - Other Culture	\$8,921	\$0	\$0	\$0	\$0	\$11,895
Sub Total - OTHER CULTURE OP/EXP		\$40,499	\$22,709	\$0	\$22,709	\$0	\$49,266
OPERATING INCOME							
116001	Reimbursements - Other Culture	\$0	\$0	\$0	\$0	\$0	\$0
Sub Total - OTHER CULTURE OP/INC		\$0	\$0	\$0	\$0	\$0	\$0
Total - OTHER CULTURE		\$40,499	\$22,709	\$0	\$22,709	\$0	\$49,266
Total - RECREATION AND CULTURE		\$975,050	\$626,089	(\$82,127)	\$708,216	(\$151,709)	\$1,331,063

Shire of Boyup Brook
MONTHLY FINANCIAL REPORT

Details By Function Under The Following Program Titles
And Type Of Activities Within The Programme

Shire of Boyup Brook							
MONTHLY FINANCIAL REPORT							
Details By Function Under The Following Program Titles And Type Of Activities Within The Programme		YTD COMPARATIVES 31 MARCH 2023		CURRENT YEAR YTD ACTUALS 31 MARCH 2023		ADOPTED BUDGET 2022-2023	
G/L	JOB	Budget	Actual	Income	Expenditure	Income	Expenditure
STREETS, RD, BRIDGES, DEPOT - CONSTRUCTION							
OPERATING EXPENDITURE							
Sub Total - ST,RDS,BRIDGES,DEPOT-CONST OP/EXP		\$0	\$0	\$0	\$0	\$0	\$0
OPERATING INCOME							
121001	RRG Project Grants	(\$1,147,000)	(\$306,800)	(\$306,800)	\$0	(\$1,147,000)	\$0
121002	Grants Direct - State - MRD - (OP)	(\$187,705)	(\$191,742)	(\$191,742)	\$0	(\$187,705)	\$0
121003	Grants - Federal - Roads to Recovery Grant (Cap)	(\$513,162)	(\$79,127)	(\$79,127)	\$0	(\$593,098)	\$0
121004	Capital Grants Other & Road Contributions	(\$372,954)	(\$514,465)	(\$514,465)	\$0	(\$928,921)	\$0
121007	Special Bridge Funding	\$0	(\$170,000)	(\$170,000)	\$0	\$0	\$0
Sub Total - ST,RDS,BRIDGES,DEPOT - CONST OP/INC		(\$2,220,822)	(\$1,262,134)	(\$1,262,134)	\$0	(\$2,856,724)	\$0
Total - ST,RDS,BRIDGES,DEPOT - CONST		(\$2,220,822)	(\$1,262,134)	(\$1,262,134)	\$0	(\$2,856,724)	\$0
STREETS,ROADS, BRIDGES, DEPOTS - MAINTENANCE							
OPERATING EXPENDITURE							
122100	Depot Building - Building Costs	\$35,371	\$62,713	\$0	\$62,713	\$0	\$61,748
122101	Depot General Operations	\$13,621	\$9,336	\$0	\$9,336	\$0	\$18,752
122103	Road Maintenance & Repairs	\$359,171	\$167,817	\$0	\$167,817	\$0	\$421,364
122104	Roads Vegetation Clearing Offset Costs	\$0	\$594	\$0	\$594	\$0	\$0
122107	Maintenance Grading	\$113,281	\$155,211	\$0	\$155,211	\$0	\$302,567
122105	Repairs & Maint - Bridges	\$105,977	\$140,290	\$0	\$140,290	\$0	\$185,061
122106	Shire Radio Network Costs	\$3,723	\$424	\$0	\$424	\$0	\$3,857
122108	Drains & Culverts	\$28,486	\$23,994	\$0	\$23,994	\$0	\$97,488
122109	Verge Pruning	\$100,965	\$100,218	\$0	\$100,218	\$0	\$106,346
122110	Verge Spraying	\$5,626	\$11,245	\$0	\$11,245	\$0	\$29,798
122111	Crossovers Maintenance	\$750	\$1,002	\$0	\$1,002	\$0	\$750
122112	Town Services Drainage	\$2,753	\$1,119	\$0	\$1,119	\$0	\$3,700
122113	Town Services - Footpaths	\$5,173	\$2,480	\$0	\$2,480	\$0	\$5,749
122114	Town Services Road Repairs	\$8,434	\$12,605	\$0	\$12,605	\$0	\$10,444
122115	Town Services - Tree Pruning	\$17,914	\$26,063	\$0	\$26,063	\$0	\$18,080
122116	Street Lighting	\$18,746	\$22,633	\$0	\$22,633	\$0	\$28,000
122117	Traffic Signs	\$3,778	\$4,818	\$0	\$4,818	\$0	\$5,800
122120	Roman Road Data Pickup	\$20,284	\$9,037	\$0	\$9,037	\$0	\$20,284
122121	Town Services - Verge Spraying	\$16,170	\$14,099	\$0	\$14,099	\$0	\$34,932
122122	Road Sweeping	\$4,563	\$5,293	\$0	\$5,293	\$0	\$9,125
122123	Emergency Services	\$11,099	\$34,761	\$0	\$34,761	\$0	\$19,401
122126	Streetscaping Expenses	\$9,800	\$14,386	\$0	\$14,386	\$0	\$10,000
122127	Consulting Engineer Expenses	\$29,169	\$0	\$0	\$0	\$0	\$50,000
122131	Rural Street Addressing	\$1,101	\$328	\$0	\$328	\$0	\$2,381
122150	Admin Allocated - Road Maintenance	\$286,514	\$256,839	\$0	\$256,839	\$0	\$382,034
122190	Depreciation - Transport Other	\$16,031	\$0	\$0	\$0	\$0	\$21,375
122191	Depreciation - Infrastructure	\$19,458	\$0	\$0	\$0	\$0	\$25,945
122192	Depreciation Roads	\$1,235,587	\$0	\$0	\$0	\$0	\$1,647,515
122193	Depreciation - Bridges	\$484,143	\$0	\$0	\$0	\$0	\$645,550
122194	Depreciation - Footpaths	\$12,941	\$0	\$0	\$0	\$0	\$17,255
122195	Depreciation - Drainage	\$203,827	\$0	\$0	\$0	\$0	\$271,780
123119	Minor Assets and Sundry Items	\$18,750	\$8,860	\$0	\$8,860	\$0	\$25,000
Sub Total - MTCE STREETS ROADS DEPOTS OP/EXP		\$3,193,205	\$1,090,302	\$0	\$1,090,302	\$0	\$4,482,081
OPERATING INCOME							
122001	Reimbursements - Roads Mtce	\$0	(\$909)	(\$909)	\$0	\$0	\$0
122002	Profit on Disposal of Assets	\$0	\$0	\$0	\$0	\$0	\$0
122003	Sale of Old Materials and Minor Items	\$0	\$0	\$0	\$0	\$0	\$0
Sub Total - MTCE STREETS ROADS DEPOTS OP/INC		\$0	(\$909)	(\$909)	\$0	\$0	\$0
Total - MTCE STREETS ROADS DEPOTS		\$3,193,205	\$1,089,393	(\$909)	\$1,090,302	\$0	\$4,482,081

Shire of Boyup Brook
MONTHLY FINANCIAL REPORT

Details By Function Under The Following Program Titles
And Type Of Activities Within The Programme

Shire of Boyup Brook							
MONTHLY FINANCIAL REPORT							
Details By Function Under The Following Program Titles And Type Of Activities Within The Programme		YTD COMPARATIVES 31 MARCH 2023		CURRENT YEAR YTD ACTUALS 31 MARCH 2023		ADOPTED BUDGET 2022-2023	
G/L	JOB	Budget	Actual	Income	Expenditure	Income	Expenditure
TRAFFIC CONTROL							
OPERATING EXPENDITURE							
125150	Administration Allocated - Traffic Control	\$85,932	\$77,031	\$0	\$77,031	\$0	\$114,581
Sub Total - TRAFFIC CONTROL OP/EXP		\$85,932	\$77,031	\$0	\$77,031	\$0	\$114,581
OPERATING INCOME							
125001	Licensing Service	(\$19,443)	(\$20,360)	(\$20,360)	\$0	(\$27,400)	\$0
125002	Motor Vehicle Plates	(\$692)	(\$720)	(\$720)	\$0	(\$1,000)	\$0
125005	Sundry Receipts - Heavy Haulage Permits etc	\$0	(\$1,767)	(\$1,767)	\$0	\$0	\$0
Sub Total - TRAFFIC CONTROL OP/INC		(\$20,135)	(\$22,848)	(\$22,848)	\$0	(\$28,400)	\$0
Total - TRAFFIC CONTROL		\$65,797	\$54,183	(\$22,848)	\$77,031	(\$28,400)	\$114,581
AERODROMES							
OPERATING EXPENDITURE							
126100	Airstrip	\$12,945	\$3,678	\$0	\$3,678	\$0	\$19,652
126190	Depreciation - Airport	\$17,047	\$0	\$0	\$0	\$0	\$22,730
Sub Total - AERODROMES OP/EXP		\$29,991	\$3,678	\$0	\$3,678	\$0	\$42,382
OPERATING INCOME							
126003	Non-Operating Grants & Subsidies	(\$23,821)	(\$34,349)	(\$34,349)	\$0	(\$23,821)	\$0
Sub Total - AERODROMES OP/INC		(\$23,821)	(\$34,349)	(\$34,349)	\$0	(\$23,821)	\$0
Total - AERODROMES		\$6,170	(\$30,671)	(\$34,349)	\$3,678	(\$23,821)	\$42,382
Total - TRANSPORT		\$1,044,351	(\$149,228)	(\$1,320,240)	\$1,171,012	(\$2,908,945)	\$4,639,044

Shire of Boyup Brook
MONTHLY FINANCIAL REPORT

Details By Function Under The Following Program Titles
And Type Of Activities Within The Programme

Shire of Boyup Brook							
MONTHLY FINANCIAL REPORT							
Details By Function Under The Following Program Titles And Type Of Activities Within The Programme		YTD COMPARATIVES 31 MARCH 2023		CURRENT YEAR YTD ACTUALS 31 MARCH 2023		ADOPTED BUDGET 2022-2023	
G/L	JOB	Budget	Actual	Income	Expenditure	Income	Expenditure
RURAL SERVICES							
OPERATING EXPENDITURE							
131001	Rural Services Expenses	\$2,504	\$0	\$0	\$0	\$0	\$2,504
Sub Total - RURAL SERVICES OP/EXP		\$2,504	\$0	\$0	\$0	\$0	\$2,504
OPERATING INCOME				\$0	\$0	\$0	\$0
Sub Total - RURAL SERVICES OP/INC		\$0	\$0	\$0	\$0	\$0	\$0
Total - RURAL SERVICES		\$2,504	\$0	\$0	\$0	\$0	\$2,504
TOURISM AND AREA PROMOTION							
OPERATING EXPENDITURE							
132110	Tourist Bay	\$1,688	\$1,379	\$0	\$1,379	\$0	\$2,713
132103	Community Development Officer	\$0	\$13,562	\$0	\$13,562	\$0	\$0
132104	Tourist Centre	\$52,132	\$26,105	\$0	\$26,105	\$0	\$62,219
132106	Promotion Activities	\$19,760	\$13,250	\$0	\$13,250	\$0	\$21,056
132107	OPSFMIL Flax Mill Complex General Operations	\$27,618	\$12,631	\$0	\$12,631	\$0	\$35,993
132108	B0665 Caravan Park/Flax Mill Complex Building Operation	\$79,451	\$112,783	\$0	\$112,783	\$0	\$97,061
132111	Carnaby Beetle Collection	\$100	\$90	\$0	\$90	\$0	\$100
132114	Community Development Expenses	\$150	\$0	\$0	\$0	\$0	\$150
132116	CDO Vehicle Op Costs GEN	\$0	\$4,379	\$0	\$4,379	\$0	\$0
132150	Admin Allocated Tourism	\$40,117	\$35,962	\$0	\$35,962	\$0	\$53,492
132151	Admin Allocated Caravan Pk	\$11,512	\$10,319	\$0	\$10,319	\$0	\$15,350
132190	Depreciation - Tourism/Area Promotion	\$3,217	\$0	\$0	\$0	\$0	\$4,290
132191	Depreciation - Caravan Pk/Flax	\$33,842	\$0	\$0	\$0	\$0	\$45,125
Sub Total - TOURISM & AREA PROMOTION OP/EXP		\$269,588	\$230,460	\$0	\$230,460	\$0	\$337,549
OPERATING INCOME							
132002	Caravan Park & Complex Fees & Charges	(\$55,698)	(\$9,110)	(\$9,110)	\$0	(\$60,000)	\$0
132003	Flax Mill Sheds Storage Charges	(\$8,114)	(\$9,709)	(\$9,709)	\$0	(\$12,000)	\$0
132007	Other Income	(\$1,516)	(\$12,115)	(\$12,115)	\$0	(\$4,000)	\$0
132010	Non-Operating Grants, Subsidies & Contributions	(\$75,687)	\$0	\$0	\$0	(\$75,687)	\$0
Sub Total - TOURISM & AREA PROMOTION OP/INC		(\$141,016)	(\$30,934)	(\$30,934)	\$0	(\$151,687)	\$0
Total - TOURISM & AREA PROMOTION		\$128,572	\$199,526	(\$30,934)	\$230,460	(\$151,687)	\$337,549
BUILDING CONTROL							
OPERATING EXPENDITURE							
133100	Building Control	\$14,841	\$8,434	\$0	\$8,434	\$0	\$19,789
133101	Building Control - Other Costs	\$33,850	\$62	\$0	\$62	\$0	\$33,850
133102	Building Control Superannuation	\$1,558	\$703	\$0	\$703	\$0	\$2,078
133103	Building Control - BMO	\$5,161	\$2,461	\$0	\$2,461	\$0	\$7,400
133150	Admin Allocated - Building Control Expenses	\$11,512	\$10,319	\$0	\$10,319	\$0	\$15,350
Sub Total - BUILDING CONTROL OP/EXP		\$66,922	\$21,979	\$0	\$21,979	\$0	\$78,467
BUILDING CONTROL OP/INC							
133001	Building Licences (UFEE)	(\$12,162)	(\$9,104)	(\$9,104)	\$0	(\$15,000)	\$0
133002	BCITF Levy - Commission	(\$97)	(\$149)	(\$149)	\$0	(\$120)	\$0
133003	Builders Services Levy - Commission	(\$158)	(\$177)	(\$177)	\$0	(\$195)	\$0
Sub Total - BUILDING CONTROL OP/INC		(\$12,417)	(\$9,430)	(\$9,430)	\$0	(\$15,315)	\$0
Total - BUILDING CONTROL		\$54,505	\$12,549	(\$9,430)	\$21,979	(\$15,315)	\$78,467

Shire of Boyup Brook
MONTHLY FINANCIAL REPORT

Details By Function Under The Following Program Titles
And Type Of Activities Within The Programme

<div>Shire of Boyup Brook</div> <div>MONTHLY FINANCIAL REPORT</div>		YTD COMPARATIVES 31 MARCH 2023		CURRENT YEAR		ADOPTED BUDGET	
Details By Function Under The Following Program Titles And Type Of Activities Within The Programme				YTD ACTUALS		2022-2023	
				31 MARCH 2023			
G/L	JOB	Budget	Actual	Income	Expenditure	Income	Expenditure
SALEYARDS & MARKETS							
OPERATING EXPENDITURE							
134100	Saleyards	\$14,340	\$8,484	\$0	\$8,484	\$0	\$18,475
134190	Depreciation - Saleyards & Markets	\$0	\$0	\$0	\$0	\$0	\$113,345
Sub Total - SALEYARDS & MARKETS OP/EXP		\$14,340	\$8,484	\$0	\$8,484	\$0	\$131,820
OPERATING INCOME							
134001	Reimbursements - Saleyards	(\$2,400)	\$0	\$0	\$0	(\$3,000)	\$0
Sub Total - SALEYARDS & MARKETING OP/INC		(\$2,400)	\$0	\$0	\$0	(\$3,000)	\$0
Total - SALEYARDS & MARKETS		\$11,940	\$8,484	\$0	\$8,484	(\$3,000)	\$131,820
OTHER ECONOMIC SERVICES							
OPERATING EXPENDITURE							
135100	Standpipes Expenses	\$24,551	\$11,063	\$0	\$11,063	\$0	\$36,977
135102	Economic Development Projects	\$7,500	\$0	\$0	\$0	\$0	\$7,500
135103	Country Music Festival Expenses	\$15,455	\$15,064	\$0	\$15,064	\$0	\$15,910
135105	Abel Street Shop	\$8,654	\$6,706	\$0	\$6,706	\$0	\$12,608
135150	Admin Allocated - Other Economic Development	\$11,512	\$10,319	\$0	\$10,319	\$0	\$15,350
135190	Depreciation - Develop/Facilities	\$2,899	\$0	\$0	\$0	\$0	\$3,865
Sub Total - OTHER ECONOMIC SERVICES OP/EXP		\$70,570	\$43,152	\$0	\$43,152	\$0	\$92,210
OPERATING INCOME							
135001	Standpipe Water	(\$6,370)	(\$12,788)	(\$12,788)	\$0	(\$8,000)	\$0
135005	Abel Street Shop Rental	(\$11,850)	(\$11,436)	(\$11,436)	\$0	(\$15,800)	\$0
Sub Total - OTHER ECONOMIC SERVICES OP/INC		(\$18,220)	(\$24,225)	(\$24,225)	\$0	(\$23,800)	\$0
Total - OTHER ECONOMIC SERVICES		\$52,350	\$18,927	(\$24,225)	\$43,152	(\$23,800)	\$92,210
Total - ECONOMIC SERVICES		\$249,871	\$239,486	(\$64,588)	\$304,074	(\$193,802)	\$642,550

Shire of Boyup Brook
MONTHLY FINANCIAL REPORT

Details By Function Under The Following Program Titles
And Type Of Activities Within The Programme

Shire of Boyup Brook							
MONTHLY FINANCIAL REPORT							
Details By Function Under The Following Program Titles And Type Of Activities Within The Programme		YTD COMPARATIVES 31 MARCH 2023		CURRENT YEAR YTD ACTUALS 31 MARCH 2023		ADOPTED BUDGET 2022-2023	
G/L	JOB	Budget	Actual	Income	Expenditure	Income	Expenditure
PRIVATE WORKS							
OPERATING EXPENDITURE							
141100	Private Works - Costs	\$10,305	\$7,913	\$0	\$7,913	\$0	\$12,990
Sub Total - PRIVATE WORKS OP/EXP		\$10,305	\$7,913	\$0	\$7,913	\$0	\$12,990
OPERATING INCOME							
141001	Private Works - Recoup Charges	(\$11,826)	(\$4,075)	(\$4,075)	\$0	(\$12,990)	\$0
Sub Total - PRIVATE WORKS OP/INC		(\$11,826)	(\$4,075)	(\$4,075)	\$0	(\$12,990)	\$0
Total - PRIVATE WORKS		(\$1,521)	\$3,838	(\$4,075)	\$7,913	(\$12,990)	\$12,990
PUBLIC WORKS OVERHEADS							
OPERATING EXPENDITURE							
143100	Supervision	\$190,570	\$270,684	\$0	\$270,684	\$0	\$311,084
143101	Consultant Engineer	\$15,000	\$0	\$0	\$0	\$0	\$15,000
143102	Works Manager Vehicle Op Costs	\$1,884	\$0	\$0	\$0	\$0	\$2,380
143103	FBT Works Staff	\$2,700	\$0	\$0	\$0	\$0	\$3,600
143104	Insurance on Works	\$19,945	\$20,266	\$0	\$20,266	\$0	\$19,945
143105	Superannuation of Workmen	\$90,974	\$106,303	\$0	\$106,303	\$0	\$129,371
143106	PWOH Leave - Depot	\$119,423	\$120,616	\$0	\$120,616	\$0	\$185,439
143107	Protective Clothing	\$5,800	\$5,042	\$0	\$5,042	\$0	\$5,800
143108	Uniforms	\$1,211	\$0	\$0	\$0	\$0	\$1,615
143109	Training & Meeting Expenses	\$41,816	\$24,504	\$0	\$24,504	\$0	\$57,337
143110	Occupational Health & Safety	\$25,425	\$45,736	\$0	\$45,736	\$0	\$46,128
143111	Other Expenses	\$78	\$124	\$0	\$124	\$0	\$1,015
143115	Provision for Leave Accruals	\$0	\$0	\$0	\$0	\$0	\$9,780
143116	Conferences and Training Courses (MOW)	\$5,250	\$300	\$0	\$300	\$0	\$5,250
143117	Works Manager Housing	\$0	\$75	\$0	\$75	\$0	\$15,600
143150	Admin Allocated - Works Overhead	\$22,908	\$20,535	\$0	\$20,535	\$0	\$30,545
143180	LESS PWOH ALLOCATED - PROJECTS	(\$542,984)	(\$678,490)	\$0	(\$678,490)	\$0	(\$839,889)
Sub Total - PUBLIC WORKS O/HEADS OP/EXP		\$0	(\$64,306)	\$0	(\$64,306)	\$0	\$0
OPERATING INCOME							
143001	Workers Compensation Reimbursements	(\$600)	(\$35,329)	(\$35,329)	\$0	(\$600)	\$0
Sub Total - PUBLIC WORKS O/HEADS OP/INC		(\$600)	(\$35,329)	(\$35,329)	\$0	(\$600)	\$0
Total - PUBLIC WORKS OVERHEADS		(\$600)	(\$99,635)	(\$35,329)	(\$64,306)	(\$600)	\$0
PLANT OPERATIONS COSTS							
OPERATING EXPENDITURE							
144100	Repair Wages	\$75,622	\$42,528	\$0	\$42,528	\$0	\$99,910
144101	Fuel & Oil	\$187,541	\$151,686	\$0	\$151,686	\$0	\$265,000
144102	Tyres & Tubes	\$8,120	\$11,333	\$0	\$11,333	\$0	\$16,215
144103	Parts and Repairs	\$84,213	\$50,257	\$0	\$50,257	\$0	\$155,950
144104	Licenses	\$850	\$1,186	\$0	\$1,186	\$0	\$8,500
144105	Insurance	\$35,110	\$44,289	\$0	\$44,289	\$0	\$35,110
144106	Blades & Points	\$8,000	\$5,023	\$0	\$5,023	\$0	\$10,000
144107	Expendable Tools	\$9,075	\$7,157	\$0	\$7,157	\$0	\$12,100
144108	Freight Costs	\$0	\$0	\$0	\$0	\$0	\$0
144110	Superannuation - Mechanic	\$8,228	\$7,059	\$0	\$7,059	\$0	\$10,870
144150	Admin Allocated POC	\$6,861	\$6,150	\$0	\$6,150	\$0	\$9,148
144190	Depreciation - Plant	\$173,299	\$0	\$0	\$0	\$0	\$231,075
144180	LESS POC ALLOCATED - PROJECTS	(\$596,918)	(\$668,858)	\$0	(\$668,858)	\$0	(\$853,878)
Sub Total - PLANT OPERATIONS COSTS OP/EXP		\$0	(\$342,190)	\$0	(\$342,190)	\$0	\$0
OPERATING INCOME							
144001	Diesel Rebate	(\$23,471)	\$0	\$0	\$0	(\$35,000)	\$0
144002	Reimbursements - Operating	\$0	(\$3,143)	(\$3,143)	\$0	\$0	\$0
Sub Total - PLANT OPERATIONS COSTS OP/INC		(\$23,471)	(\$3,143)	(\$3,143)	\$0	(\$35,000)	\$0
Total - PLANT OPERATIONS COSTS		(\$23,471)	(\$345,334)	(\$3,143)	(\$342,190)	(\$35,000)	\$0

Shire of Boyup Brook
MONTHLY FINANCIAL REPORT

Details By Function Under The Following Program Titles
And Type Of Activities Within The Programme

Shire of Boyup Brook							
MONTHLY FINANCIAL REPORT							
Details By Function Under The Following Program Titles And Type Of Activities Within The Programme		YTD COMPARATIVES 31 MARCH 2023		CURRENT YEAR YTD ACTUALS 31 MARCH 2023		ADOPTED BUDGET 2022-2023	
G/L	JOB	Budget	Actual	Income	Expenditure	Income	Expenditure
SALARIES AND WAGES							
OPERATING EXPENDITURE							
145100	Gross Total Salaries and Wages	\$2,667,928	\$2,837,354	\$0	\$2,837,354	\$0	\$3,557,380
145130	LESS SALS/WAGES ALLOCATED	(\$2,667,928)	(\$2,819,626)	\$0	(\$2,819,626)	\$0	(\$3,557,380)
145101	Workers Compensation Expenses	\$0	\$43,419	\$0	\$43,419	\$0	\$0
Sub Total - SALARIES AND WAGES OP/EXP		\$0	\$61,147	\$0	\$61,147	\$0	\$0
OPERATING INCOME							
145001	Reimbursements - Administration	\$0	\$0	\$0	\$0	\$0	\$0
Sub Total - SALARIES AND WAGES OP/INC		\$0	\$0	\$0	\$0	\$0	\$0
Total - SALARIES AND WAGES		\$0	\$61,147	\$0	\$61,147	\$0	\$0
ADMINISTRATION							
OPERATING EXPENDITURE							
146100	Advertising	\$4,681	\$6,297	\$0	\$6,297	\$0	\$7,745
146101	Audit Fees	\$39,000	\$41,980	\$0	\$41,980	\$0	\$39,000
146102	Bank Fees	\$9,029	\$1,284	\$0	\$1,284	\$0	\$10,400
146103	Administration Building Costs	\$36,097	\$42,840	\$0	\$42,840	\$0	\$55,543
146105	Administration Staff Employee Costs	\$538,836	\$571,412	\$0	\$571,412	\$0	\$820,170
146106	Consultants	\$67,294	\$79,195	\$0	\$79,195	\$0	\$153,000
146108	Insurance	\$14,730	\$14,910	\$0	\$14,910	\$0	\$14,730
146109	Legal Expenses	\$11,460	\$4,936	\$0	\$4,936	\$0	\$20,000
146110	IT System Operation & maintenance	\$114,423	\$104,620	\$0	\$104,620	\$0	\$137,435
146111	Office Equipment Maintenance	\$5,000	\$0	\$0	\$0	\$0	\$5,000
146112	Administration - Postage & Freight	\$3,606	\$4,032	\$0	\$4,032	\$0	\$5,500
146113	Printing and Stationery	\$11,123	\$9,815	\$0	\$9,815	\$0	\$12,700
146114	Administration Vehicle Costs	\$800	\$0	\$0	\$0	\$0	\$800
146115	Administration - Fringe Benefits Tax	\$7,200	\$2,118	\$0	\$2,118	\$0	\$9,600
146117	Employers Indemnity Insurance	\$35,245	\$35,869	\$0	\$35,869	\$0	\$35,245
146118	Subscriptions	\$21,440	\$20,150	\$0	\$20,150	\$0	\$21,440
146119	Administration Staff Housing	\$14,546	\$16,513	\$0	\$16,513	\$0	\$19,160
146120	Uniform Allowance	\$1,980	\$217	\$0	\$217	\$0	\$3,000
146121	Telephones	\$7,500	\$4,789	\$0	\$4,789	\$0	\$10,000
146122	Minor Furniture & Equip Under \$2000	\$7,500	\$1,163	\$0	\$1,163	\$0	\$7,500
146123	Conferences/Training/Professional Development	\$10,338	\$14,837	\$0	\$14,837	\$0	\$16,070
146124	Superannuation	\$96,599	\$66,066	\$0	\$66,066	\$0	\$120,170
146126	Employee (Packaging) Costs	\$0	\$0	\$0	\$0	\$0	\$725
146128	Administration - OSH	\$3,550	\$1,735	\$0	\$1,735	\$0	\$3,550
146190	Depreciation - Administration	\$16,507	\$0	\$0	\$0	\$0	\$22,010
146150	Less Administration Costs Alloc	(\$1,078,483)	(\$1,042,366)	\$0	(\$1,042,366)	\$0	(\$1,550,493)
Sub Total - ADMINISTRATION OP/EXP		\$0	\$2,409	\$0	\$2,409	\$0	\$0
OPERATING INCOME - ADMINISTRATION							
146001	Reimbursements - Administration	(\$300)	(\$292)	(\$292)	\$0	(\$300)	\$0
Sub Total - ADMINISTRATION OP/INC		(\$300)	(\$292)	(\$292)	\$0	(\$300)	\$0
Total - ADMINISTRATION		(\$300)	\$2,116	(\$292)	\$2,409	(\$300)	\$0
UNCLASSIFIED							
OPERATING EXPENDITURE							
149001	Rylington Park Operational Expenses	\$539,075	\$518,559	\$0	\$518,559	\$0	\$818,586
149002	Rylington Park Asset Depreciation	\$12,641	\$0	\$0	\$0	\$0	\$16,855
Sub Total - UNCLASSIFIED OP/EXP		\$551,716	\$518,559	\$0	\$518,559	\$0	\$835,441
OPERATING INCOME					(\$73,873)		
147100	Revaluation Profit on Local Govt House Unit Trust	\$0	\$0	\$0	\$0		
149101	Rylington Park Income	(\$541,280)	(\$794,996)	(\$794,996)	\$0	(\$832,337)	\$0
149104	Rylington Park Operating Grant Income	\$0	(\$2,500)	(\$2,500)	\$0	\$0	\$0
Sub Total - UNCLASSIFIED OP/INC		(\$541,280)	(\$797,496)	(\$797,496)	\$0	(\$832,337)	\$0
Total - UNCLASSIFIED		\$10,436	(\$278,936)	(\$797,496)	\$518,559	(\$832,337)	\$835,441
Total - OTHER PROPERTY AND SERVICES		(\$15,456)	(\$656,805)	(\$840,335)	\$183,531	(\$881,227)	\$848,431

Shire of Boyup Brook
MONTHLY FINANCIAL REPORT

Details By Function Under The Following Program Titles
And Type Of Activities Within The Programme

Shire of Boyup Brook							
MONTHLY FINANCIAL REPORT							
Details By Function Under The Following Program Titles And Type Of Activities Within The Programme		YTD COMPARATIVES 31 MARCH 2023		CURRENT YEAR YTD ACTUALS 31 MARCH 2023		ADOPTED BUDGET 2022-2023	
G/L	JOB	Budget	Actual	Income	Expenditure	Income	Expenditure
TRANSFERS TO/FROM RESERVES							
EXPENDITURE							
300101	Transfer to Reserves	\$750	\$0	\$0	\$0	\$0	\$101,000
Sub Total - TRANSFER TO OTHER COUNCIL FUNDS		\$750	\$0	\$0	\$0	\$0	\$101,000
INCOME							
300102	Transfer from Reserves	\$0	\$0	\$0	\$0	(\$154,100)	\$0
Total - TRANSFER FROM OTHER COUNCIL FUNDS		\$0	\$0	\$0	\$0	(\$154,100)	\$0
Total - FUND TRANSFER		\$750	\$0	\$0	\$0	(\$154,100)	\$101,000
000000 (Surplus) / Deficit - Carried Forward		(\$2,413,807)	(\$2,375,392)	(\$2,375,392)	\$0	(\$2,413,807)	\$0
Sub Total - SURPLUS C/FWD		(\$2,413,807)	(\$2,375,392)	(\$2,375,392)	\$0	(\$2,413,807)	\$0
Total - SURPLUS		(\$2,413,807)	(\$2,375,392)	(\$2,375,392)	\$0	(\$2,413,807)	\$0
NEW LONG TERM LOANS							
INCOME							
New	New Loan - Caravan Park Ablutions	(\$250,000)	\$0	\$0	\$0	(\$250,000)	\$0
Sub Total - LONG TERM LOANS		(\$250,000)	\$0	\$0	\$0	(\$250,000)	\$0
Total - DEFERRED ASSETS		(\$250,000)	\$0	\$0	\$0	(\$250,000)	\$0
LIABILITY LOANS & FINANCE LEASES - PRINCIPAL REPAYMENTS							
CAPITAL EXPENDITURE							
146800	Principal Repayment on Loans	\$21,384	\$21,383	\$0	\$21,383	\$0	\$21,384
146801	Principal Repayments - Finance Leases	\$14,418	\$9,614	\$0	\$9,614	\$0	\$19,224
Sub Total - LOAN REPAYMENTS		\$35,802	\$30,997	\$0	\$30,997	\$0	\$40,608
CAPITAL INCOME							
Sub Total - LOANS RAISED		\$0	\$0	\$0	\$0	\$0	\$0
Total - NON CURRENT LIABILITIES		\$35,802	\$30,997	\$0	\$30,997	\$0	\$40,608
OPERATING ACTIVITIES EXCLUDED FROM BUDGET							
000000 Depreciation Written Back		(\$2,605,200)	\$0	\$0	\$0	\$0	(\$3,586,909)
000000 Book Value of Assets Sold Written Back		(\$75,000)	\$0	\$0	\$0	\$0	(\$175,000)
000000 Profit/Loss on Sale of Asset Written Back		\$0	\$0	\$0	\$0	\$0	\$0
Movement in Accrued Interest on Loans		\$0	\$0	\$0	\$0	\$0	\$0
Movement in Accrued Interest on investments		\$0	\$0	\$0	\$0	\$0	\$0
Movement in Stock On Hand		\$0	\$0	\$0	\$0	\$0	\$0
Movement in Accrued Expenses		\$0	\$0	\$0	\$0	\$0	\$0
Movement in Accrued Wages		\$0	\$0	\$0	\$0	\$0	\$0
Movement in Employee Benefits (Current)		\$0	\$0	\$0	\$0	\$0	\$0
000000 Long Service Leave - Non Cash		\$0	\$0	\$0	\$0	\$0	(\$44,635)
000000 Deferred Pensioner Rates			\$0	\$0	\$0	\$0	\$0
Sub Total - OPERATING ACTIVITIES EXCLUDED		(\$2,680,200)	\$0	\$0	\$0	\$0	(\$3,806,544)
Total - OPERATING ACTIVITIES EXCLUDED		(\$2,680,200)	\$0	\$0	\$0	\$0	(\$3,806,544)

Shire of Boyup Brook
MONTHLY FINANCIAL REPORT

Details By Function Under The Following Program Titles
And Type Of Activities Within The Programme

<i>Shire of Boyup Brook</i> <i>MONTHLY FINANCIAL REPORT</i>		YTD COMPARATIVES 31 MARCH 2023		CURRENT YEAR		ADOPTED BUDGET	
Details By Function Under The Following Program Titles And Type Of Activities Within The Programme				YTD ACTUALS 31 MARCH 2023		2022-2023	
G/L	JOB	Budget	Actual	Income	Expenditure	Income	Expenditure
FURNITURE & EQUIPMENT							
HEALTH							
CAPITAL EXPENDITURE							
074600	Surgery Equipment - Capital - (F&E)	\$10,000	\$0	\$0	\$0	\$0	\$10,000
Sub Total - CAPITAL WORKS		\$10,000	\$0	\$0	\$0	\$0	\$10,000
Total - HEALTH		\$10,000	\$0	\$0	\$0	\$0	\$10,000
FURNITURE AND EQUIPMENT							
OTHER PROPERTY & SERVICES							
CAPITAL EXPENDITURE							
149504	Rylington Park Furniture & Equipment	\$7,680	\$9,024	\$0	\$9,024	\$0	\$7,680
Sub Total - CAPITAL WORKS		\$7,680	\$9,024	\$0	\$9,024	\$0	\$7,680
Total - OTHER PROPERTY		\$7,680	\$9,024	\$0	\$9,024	\$0	\$7,680
Total - FURNITURE AND EQUIPMENT		\$17,680	\$9,024	\$0	\$9,024	\$0	\$17,680

Shire of Boyup Brook
MONTHLY FINANCIAL REPORT

Details By Function Under The Following Program Titles
And Type Of Activities Within The Programme

G/L JOB		YTD COMPARATIVES		CURRENT YEAR		ADOPTED BUDGET	
		31 MARCH 2023		YTD ACTUALS		2022-2023	
		Budget	Actual	Income	Expenditure	Income	Expenditure
LAND AND BUILDINGS							
HEALTH							
CAPITAL EXPENDITURE							
074400	Medical Centre Building Capital	\$20,000	\$0	\$0	\$0	\$0	\$20,000
Sub Total - CAPITAL WORKS		\$20,000	\$0	\$0	\$0	\$0	\$20,000
TOTAL - HEALTH		\$20,000	\$0	\$0	\$0	\$0	\$20,000
LAND AND BUILDINGS							
EDUCATION & WELFARE							
EXPENDITURE							
081400	Land & Buildings - CRC Capital Renewal	\$20,000	\$0	\$0	\$0	\$0	\$20,000
081401	Buildings - Early Learning Centre Capital	\$8,000	\$0	\$0	\$0	\$0	\$8,000
083400	Other Welfare Building Capital - COMHAT					\$0	\$0
Sub Total - CAPITAL WORKS		\$28,000	\$0	\$0	\$0	\$0	\$28,000
TOTAL - EDUCATION & WELFARE		\$28,000	\$0	\$0	\$0	\$0	\$28,000
LAND AND BUILDINGS							
RECREATION AND CULTURE							
CAPITAL EXPENDITURE							
111400	Other Halls - Land & Buildings (L&B)						
111400 LRC018	Mayanup Hall Building Refurbishment	\$20,000	\$6,156	\$0	\$6,156	\$0	\$20,000
111400 LRC019	Tonebridge Hall Refurbishment	\$40,000	\$44,327	\$0	\$44,327	\$0	\$40,000
111400 LRC022	Dinninup Hall Refurbishment	\$45,000	\$0	\$0	\$0	\$0	\$45,000
111400 LRC021	Wilga Hall Refurbishment	\$20,000	\$18,182	\$0	\$18,182	\$0	\$20,000
111400 LRC023	Kulikup Hall Refurbishment	\$20,000	\$0	\$0	\$0	\$0	\$20,000
111400 LRC027	McAlinden Hall Refurbishment			\$0	\$0	\$0	\$0
111403	Town Hall - Building Upgrades & Refurbishments						
111403 LRC017	Town Hall Building Refurbishment	\$285,000	\$1,053	\$0	\$1,053	\$0	\$300,000
112504	LRCI - Swimming Pool Building						
112504 LRC006	LRCI 2/3 - Swimming Pool Building - Upgrade Entrance	\$30,000	\$18,813	\$0	\$18,813	\$0	\$30,000
Sub Total - CAPITAL WORKS		\$460,000	\$88,531	\$0	\$88,531	\$0	\$475,000
Total - RECREATION AND CULTURE		\$460,000	\$88,531	\$0	\$88,531	\$0	\$475,000
LAND AND BUILDINGS							
ECONOMIC SERVICES							
EXPENDITURE							
132400	Tourist Centre - Land & Building CAPITAL EXPENDITURE	\$0	\$0	\$0	\$0	\$0	\$0
132405	Flaxmill Caravan Park Ablution Block	\$250,000	\$21,104	\$0	\$21,104	\$0	\$250,000
132408	Flax Mill Cottage & Camp Kitchen	\$0	\$850	\$0	\$850	\$0	\$0
132411 LRC004	Local Roads & Community Building Projects - FlaxMill	\$0	\$360	\$0	\$360	\$0	\$0
Sub Total - CAPITAL WORKS		\$250,000	\$22,314	\$0	\$22,314	\$0	\$250,000
Total - ECONOMIC SERVICES		\$250,000	\$22,314	\$0	\$22,314	\$0	\$250,000
LAND AND BUILDINGS							
OTHER PROPERTY AND SERVICES							
CAPITAL EXPENDITURE							
149503	Rylington Park House Capital	\$22,500	\$2,427	\$0	\$2,427	\$0	\$22,500
149501	Rylington Park Chemical Shed	\$0	\$7,323	\$0	\$7,323	\$0	\$0
Sub Total - CAPITAL WORKS		\$22,500	\$9,750	\$0	\$9,750	\$0	\$22,500
Total - OTHER PROPERTY AND SERVICES		\$22,500	\$9,750	\$0	\$9,750	\$0	\$22,500
Total - LAND AND BUILDINGS		\$780,500	\$120,595	\$0	\$120,595	\$0	\$795,500

Shire of Boyup Brook
MONTHLY FINANCIAL REPORT

Details By Function Under The Following Program Titles
And Type Of Activities Within The Programme

Shire of Boyup Brook							
MONTHLY FINANCIAL REPORT							
Details By Function Under The Following Program Titles And Type Of Activities Within The Programme		YTD COMPARATIVES 31 MARCH 2023		CURRENT YEAR YTD ACTUALS 31 MARCH 2023		ADOPTED BUDGET 2022-2023	
G/L	JOB	Budget	Actual	Income	Expenditure	Income	Expenditure
PLANT AND EQUIPMENT							
LAW ORDER & PUBLIC SAFETY							
CAPITAL EXPENDITURE							
051600	ESL Plant & Equipment	\$23,160	\$1,478	\$0	\$1,478	\$0	\$23,160
Sub Total - CAPITAL WORKS		\$23,160	\$1,478	\$0	\$1,478	\$0	\$23,160
Total - LAW ORDER & PUBLIC SAFETY		\$23,160	\$1,478	\$0	\$1,478	\$0	\$23,160
PLANT AND EQUIPMENT							
RECREATION AND CULTURE							
CAPITAL EXPENDITURE							
112500	Swimming Pool - Plant & Equipment	\$0	\$1,905	\$0	\$1,905	\$0	\$0
113907	Plant & Equipment - Parks & Gardens	\$7,500	\$0	\$0	\$0	\$0	\$7,500
Sub Total - CAPITAL WORKS		\$7,500	\$1,905	\$0	\$1,905	\$0	\$7,500
Total - RECREATION AND CULTURE		\$7,500	\$1,905	\$0	\$1,905	\$0	\$7,500
PLANT AND EQUIPMENT							
TRANSPORT							
CAPITAL EXPENDITURE							
123603	DWS - Fleet Vehicles	\$45,000	\$41,420	\$0	\$41,420	\$0	\$45,000
123609	Light Plant (eg Portable Traffic Lights) - Plant & Equip	\$22,000	\$0	\$0	\$0	\$0	\$29,500
123610	Heavy Plant (Graders etc) Purchases	\$276,100	\$165,300	\$0	\$165,300	\$0	\$513,100
Sub Total - CAPITAL WORKS		\$343,100	\$206,720	\$0	\$206,720	\$0	\$587,600
Total - TRANSPORT		\$343,100	\$206,720	\$0	\$206,720	\$0	\$587,600
PLANT AND EQUIPMENT							
OTHER PROPERTY & SERVICES							
CAPITAL EXPENDITURE							
146500	Pool Vehicle	\$52,000	\$42,638	\$0	\$42,638	\$0	\$52,000
149502	Rylington Park Plant & Equipment	\$0	\$0	\$0	\$0	\$0	\$85,000
Sub Total - CAPITAL WORKS		\$52,000	\$42,638	\$0	\$42,638	\$0	\$137,000
Total - OTHER PROPERTY & SERVICES		\$52,000	\$42,638	\$0	\$42,638	\$0	\$137,000
Total - PLANT AND EQUIPMENT		\$425,760	\$252,740	\$0	\$252,740	\$0	\$755,260

Shire of Boyup Brook
MONTHLY FINANCIAL REPORT

Details By Function Under The Following Program Titles
And Type Of Activities Within The Programme

Shire of Boyup Brook MONTHLY FINANCIAL REPORT								
Details By Function Under The Following Program Titles And Type Of Activities Within The Programme			YTD COMPARATIVES 31 MARCH 2023		CURRENT YEAR YTD ACTUALS 31 MARCH 2023		ADOPTED BUDGET 2022-2023	
G/L	JOB		Budget	Actual	Income	Expenditure	Income	Expenditure
ROAD INFRASTRUCTURE CAPITAL								
ROAD CONSTRUCTION								
121403	x	ROADS TO RECOVERY PROJECTS						
121403	RTR007	Kulikup Rd South	\$432,888	\$317,711	\$0	\$317,711	\$0	\$432,888
121403	RTR008	Jayes Road	\$202,115	\$650	\$0	\$650	\$0	\$202,115
121403	RTR038	Lodge Road	\$0	\$0	\$0	\$0	\$0	\$77,333
121403	RTR309	RTR - Sinnott Road	\$18,570	\$0	\$0	\$0	\$0	\$56,718
121404	xx	REGIONAL ROAD GROUP			\$0	\$0	\$0	\$0
121404	RRG148	RRG Boyup Brook-Cranbrook Rd	\$443,989	\$195,639	\$0	\$195,639	\$0	\$443,989
121404	RGA148	RRG Boyup Brook-Cranbrook Rd 21-22 C/Fwd	\$142,200	\$177,971	\$0	\$177,971	\$0	\$142,200
121404	RRG210	RRG Boyup Brook-Arthur River Rd 2020/21 C/Fwd	\$552,000	\$427,303	\$0	\$427,303	\$0	\$552,000
121404	RRG004	RRG Winnejup Road	\$321,820	\$5,950	\$0	\$5,950	\$0	\$321,820
121404	RGA004	RRG Winnejup Road 21-22 C/Fwd	\$228,099	\$3,523	\$0	\$3,523	\$0	\$228,099
121404	RGB148	RRG Boyup Brook-Arthur River Rd 22/23	\$0	\$0	\$0	\$0	\$0	\$0
121400		MUNICIPAL ROAD PROJECTS					\$0	\$0
121400	MU501	Muni - Gravel Pit Rehabilitation	\$13,332	\$0	\$0	\$0	\$0	\$20,000
121401		Municipal Funded Gravel Sheetting Road Projects	\$40,025	\$0	\$0	\$0	\$0	\$40,025
121410		Municipal Funded - Winter Grading	\$228,402	\$411,270	\$0	\$411,270	\$0	\$380,670
121450	MR0741	BRIDGES - Bridge 0741 - Boree Gully Rd	\$0	\$170,000	\$0	\$170,000	\$0	\$0
Sub Total - CAPITAL WORKS			\$2,623,440	\$1,710,239	\$0	\$1,710,239	\$0	\$2,897,857
Total - ROADS			\$2,623,440	\$1,710,239	\$0	\$1,710,239	\$0	\$2,897,857
Total - INFRASTRUCTURE ASSETS ROADS			\$2,623,440	\$1,710,239	\$0	\$1,710,239	\$0	\$2,897,857

Shire of Boyup Brook
MONTHLY FINANCIAL REPORT

Details By Function Under The Following Program Titles
And Type Of Activities Within The Programme

Shire of Boyup Brook								
MONTHLY FINANCIAL REPORT								
Details By Function Under The Following Program Titles And Type Of Activities Within The Programme			YTD COMPARATIVES 31 MARCH 2023		CURRENT YEAR YTD ACTUALS 31 MARCH 2023		ADOPTED BUDGET 2022-2023	
G/L	JOB		Budget	Actual	Income	Expenditure	Income	Expenditure
FOOTPATHS								
121700	FP111	Inglis St Footpath Construction	\$75,075	\$0	\$0	\$0	\$0	\$75,075
Sub Total - CAPITAL WORKS			\$75,075	\$0	\$0	\$0	\$0	\$75,075
Total - TRANSPORT - FOOTPATHS			\$75,075	\$0	\$0	\$0	\$0	\$75,075
Total - FOOTPATH ASSETS			\$75,075	\$0	\$0	\$0	\$0	\$75,075
AIRPORT								
126400		Aerodrome Infrastructure	\$0	(\$841)	\$0	(\$841)	\$0	\$0
Sub Total - CAPITAL WORKS			\$0	(\$841)	\$0	(\$841)	\$0	\$0
Total - TRANSPORT - AERODROMES			\$0	(\$841)	\$0	(\$841)	\$0	\$0
Total - AERODROME ASSETS			\$0	(\$841)	\$0	(\$841)	\$0	\$0
DRAINAGE								
111800		Drainage - Town Hall						
111800	LRC024	Drainage Works - Town Hall Surrounds	\$142,500	\$8,226	\$0	\$8,226	\$0	\$150,000
121411		Drainage Projects - Municipal Funded						
121411	DC163	Spencer Road Culvert	\$67,203	\$0	\$0	\$0	\$0	\$67,203
Sub Total - CAPITAL WORKS			\$209,703	\$8,226	\$0	\$8,226	\$0	\$217,203
Total - TRANSPORT - DRAINAGE			\$209,703	\$8,226	\$0	\$8,226	\$0	\$217,203
Total - DRAINAGE ASSETS			\$209,703	\$8,226	\$0	\$8,226	\$0	\$217,203
PARKS & GARDENS INFRASTRUCTURE								
113909		Parks & Gardens Infrastructure						
113909	LRC026	Sandakan Playground Upgrade	\$60,000	\$0			\$0	\$100,000
Sub Total - CAPITAL WORKS			\$60,000	\$0	\$0	\$0	\$0	\$100,000
Total - OTHER SPORT & RECREATION - PARKS & OVALS			\$60,000	\$0	\$0	\$0	\$0	\$100,000
Total - PARKS & OVALS ASSETS			\$60,000	\$0	\$0	\$0	\$0	\$100,000
RECREATION INFRASTRUCTURE								
112503	LRC010	LRCI 2 Swimming Pool Capital Upgrades	\$0	\$9,911	\$0	\$9,911	\$0	\$0
113906		Recreation Infrastructure - Capital Renewals - Pipeline	\$75,000	\$189	\$0	\$189	\$0	\$150,000
Sub Total - CAPITAL WORKS			\$75,000	\$10,099	\$0	\$10,099	\$0	\$150,000
Total - RECREATION INFRASTRUCTURE			\$75,000	\$10,099	\$0	\$10,099	\$0	\$150,000
Total - INFRASTRUCTURE ASSETS - RECREATION			\$75,000	\$10,099	\$0	\$10,099	\$0	\$150,000

Shire of Boyup Brook
MONTHLY FINANCIAL REPORT

Details By Function Under The Following Program Titles
And Type Of Activities Within The Programme

Shire of Boyup Brook							
MONTHLY FINANCIAL REPORT							
Details By Function Under The Following Program Titles And Type Of Activities Within The Programme		YTD COMPARATIVES 31 MARCH 2023		CURRENT YEAR YTD ACTUALS 31 MARCH 2023		ADOPTED BUDGET 2022-2023	
G/L	JOB	Budget	Actual	Income	Expenditure	Income	Expenditure
INFRASTRUCTURE OTHER							
RECREATION & CULTURE							
111900	Other Infrastructure - Town Hall						
111900 LRC025	Town Hall Car Park & Landscaping	\$204,309	\$749	\$0	\$749	\$0	\$215,062
Sub Total - CAPITAL WORKS		\$204,309	\$749	\$0	\$749	\$0	\$215,062
Total - RECREATION & CULTURE		\$204,309	\$749	\$0	\$749	\$0	\$215,062
INFRASTRUCTURE OTHER							
ECONOMIC SERVICES							
132901	Flaxmill Fence & Water Supply Upgrade	\$89,117	\$58,078	\$0	\$58,078	\$0	\$89,117
132403	Caravan Park Lighting Upgrade (Other Inf)	\$0	\$1,500	\$0	\$1,500	\$0	\$0
132412	Caravan Park Additional Bays Development	\$0	\$7,983	\$0	\$7,983	\$0	\$0
Sub Total - CAPITAL WORKS		\$89,117	\$67,561	\$0	\$67,561	\$0	\$89,117
Total - ECONOMIC SERVICES		\$89,117	\$67,561	\$0	\$67,561	\$0	\$89,117
INFRASTRUCTURE OTHER							
OTHER PROPERTY & SERVICES							
149500	Rylington Park Other Infrastructure	\$40,000	\$4,987	\$0	\$4,987	\$0	\$40,000
Sub Total - CAPITAL WORKS		\$40,000	\$4,987	\$0	\$4,987	\$0	\$40,000
Total - OTHER PROPERTY & SERVICES		\$40,000	\$4,987	\$0	\$4,987	\$0	\$40,000
Total - INFRASTRUCTURE ASSETS - OTHER		\$333,426	\$73,297	\$0	\$73,297	\$0	\$344,179
GRAND TOTALS		(\$912,341)	(\$2,531,219)	(\$9,277,270)	\$6,746,051	(\$12,985,373)	\$12,985,373



Hon John Carey MLA
Minister for Housing; Lands; Homelessness; Local Government

Our ref: 78-11008

3 February 2023

Dear Local Government Chief Executive Officers

MEMORANDUM TO CHIEF EXECUTIVE OFFICERS
ARRANGEMENTS FOR THE UPCOMING OCTOBER 2023 ORDINARY ELECTIONS

As you know, the State Government is continuing to work with the local government sector to deliver the most significant package of local government reforms in more than 25 years. These reforms include several measures to strengthen local democracy and increase community engagement, including new requirements for:

- the introduction of optional preferential voting for all local government elections;
- directly-elected Mayors and Presidents for all Band 1 and 2 local governments;
- the abolition of wards for all Band 3 and 4 local governments; and
- aligning the size of councils with the size of the population of each district.

In September 2022, I wrote to all local governments to outline the implications of the reforms for each council, and pathways for implementing required changes. Since then, the majority of impacted councils have been working to consider how best to transition in changes. Many councils have since completed Ward and Representation Reviews, while others will have more substantial changes implemented through reform elections, or minor changes made to apply by default.

I would like to acknowledge and thank local governments for the constructive and proactive way they have approached this forward planning.

Further to my previous letter, the State Government is continuing to work to implement election reforms ahead of the October 2023 Ordinary Elections. The reforms will introduce Optional Preferential Voting (OPV) for all local government elections. OPV is similar to preferential voting used in State and Federal Elections, and for local government elections in every other Australian state. OPV provides that electors can preference as many or as few candidates as they decide, and there will be no transfer of preferences other than the preferences electors mark on their ballot paper.

The reforms will also include related new changes for the backfilling of vacancies, including:

- in the event that a member of the council is directly elected as the Mayor or President, the consequent vacancy can be filled by the next highest-polling candidate through the relevant district or ward council election held on the same day;
- if a vacancy arises within one year of a council member being elected at an ordinary election, that vacancy may be filled by the next highest-polling candidate; and
- the timeframes for which certain vacancies can remain unfilled ahead of an upcoming ordinary election will also be extended.

Together, these reforms will greatly reduce the need for extraordinary elections, saving costs for ratepayers and administrative burden for local governments in the longer term.

RECEIVED
However, these changes will require specific attention on election night, and returning officers will need to identify the candidates who are next in line to fill further vacancies for inclusion on the declaration of results. Accordingly, I am writing to encourage all local governments to commence early planning for the practical arrangements for the conduct of the October 2023 Ordinary Elections.

As you would know, the council may declare the Electoral Commissioner as responsible to conduct postal elections under sections 4.20 and 4.61 of the *Local Government Act 1995* (the Act). Section 4.28 of the Act further provides that the local government is to meet the costs incurred by the Western Australian Electoral Commission (WAEC) in conducting such elections.

Alternatively, if council decides that the CEO (or other appointee) is to be the returning officer, local governments will have the option to purchase a licence for access to the WAEC's CountWA software to facilitate the counting of votes. CountWA software is used to count votes in State Elections, and involves data entry of preferences indicated on ballot papers. This provides for preferences to be counted and re-counted using the software.

If a local government decides to license the software instead of appointing the Electoral Commissioner to conduct the election, the CEO (or other appointee) will remain wholly responsible for the conduct of the count, the use of the software, the introduction of the new OPV counting and backfilling provisions, and dealing with any disputes or complaints. The WAEC will only be able to provide general assistance on accessing and using the software.

The WAEC will shortly be writing to all local governments to provide information for each council. The WAEC can also provide further information on each of these options. Please contact Phil Richards, Manager Election Events on 9214 0443 or at Phillip.Richards@waec.wa.gov.au if you have any queries.


It is strongly recommended that the decision for whether to declare the Electoral Commissioner as responsible for your Ordinary Elections is put to Council at its March meeting. This will allow sufficient time for the WAEC to work with you to deliver the election, or provide you with a software licence, if preferred.

In considering potential arrangements, local governments should be mindful that the WAEC will require sufficient lead time to plan ahead. Accordingly, I strongly urge all local governments to make arrangements as early as possible, and consider the appointment of the WAEC to conduct the elections.

The Department of Local Government, Sport and Cultural Industries (DLGSC) is working closely with the WAEC to prepare further materials to assist local governments with the implementation of reforms. The DLGSC will provide further updates through LG Alerts to the sector and on the DLGSC's website. The DLGSC is also available to assist with any queries, including by email at lghotline@dlgsc.wa.gov.au or by phone on 1300 762 511.

I have also written a letter to the Mayor or President of your local government, which contains the same information as this memorandum. That letter should be received shortly.

Yours sincerely



HON JOHN CAREY MLA
MINISTER FOR LOCAL GOVERNMENT



WESTERN AUSTRALIAN
Electoral Commission

LGE 028

Mr Dale Putland
Chief Executive Officer
Shire of Boyup Brook
Abel Street
BOYUP BROOK WA 6244

Attention: Ms Maria Lane

Dear Mr Putland

Local Government Ordinary Election: 2023

I refer to your email of 23 February 2023 in which you request a cost estimate for the Shire of Boyup Brook 2023 Local Government Election to be conducted as a postal election.

The estimated cost for the 2023 election if conducted as a postal ballot is \$18,000 inc GST, which has been based on the following assumptions:

- 1,300 electors
- response rate of approximately 50%
- 4 vacancies
- count to be conducted at the offices of the Shire of Boyup Brook
- appointment of a local Returning Officer
- regular Australia Post delivery service to apply for the lodgement of the election packages.

An additional amount of \$280 will be incurred if your Council decides to opt for the Australia Post Priority Service for the lodgement of election packages.

The Commission is required by the *Local Government Act 1995* to conduct local government elections on a full cost recovery basis and you should note that this is an estimate only and may vary depending on a range of factors.

Costs not incorporated in this estimate include:

- any legal expenses other than those that are determined to be borne by the Western Australian Electoral Commission incurred as part of an invalidity complaint lodged with the Court of Disputed Returns
- the cost of any casual staff to assist the Returning Officer on election day or night
- any unanticipated costs arising from public health requirements for the COVID-19 pandemic.

181496

As you are aware, the Government is currently considering reforms to the *Local Government Act 1995*, which include how elections are to be conducted. In order to assist with your local government's budget planning, we have included, to the best of our knowledge, costs that will arise from the changes proposed in legislation. These include increased costs from the Commission arising from improved processing procedures and additional resources to supplement the Commission's education, complaints management, investigation and legal efforts.

In order for the Commission to be responsible for the conduct of your election, the first step required by the *Local Government Act 1995* is my written agreement to undertake the election.

As such, you may take this letter as my agreement to be responsible for the conduct of the ordinary elections in 2023 for the Shire of Boyup Brook in accordance with section 4.20(4) of the *Local Government Act 1995*, together with any other elections or polls that may also be required. My agreement is subject to the proviso that the Shire of Boyup Brook also wishes to have the election undertaken by the Western Australian Electoral Commission as a postal election.

In order to achieve this, your council would need to pass the following two motions by absolute majority:

- Declare, in accordance with section 4.20(4) of the *Local Government Act 1995*, the Electoral Commissioner to be responsible for the conduct of the 2023 ordinary elections together with any other elections or polls which may be required
- Decide, in accordance with section 4.61(2) of the *Local Government Act 1995* that the method of conducting the election will be as a postal election.

It would be greatly appreciated if this item was considered at your March 2023 council meeting, to enable the Commission to have sufficient time to work with you to effectively conduct the election.

I look forward to conducting this election for the Shire of Boyup Brook in anticipation of an affirmative vote by Council. If you have any further queries please contact Shani Wood Director, Election Operations on 9214 0400.

Yours sincerely



Robert Kennedy
ELECTORAL COMMISSIONER

24 February 2023



LGE 028

Mr Dale Putland
Chief Executive Officer
Shire of Boyup Brook
Abel Street
BOYUP BROOK WA 6244

CountWA Software 2023 Local Government Ordinary Election

I refer to your email of 24th February 2023 where the Shire of Boyup Brook requested a cost estimate to use the CountWA software package for the 2023 Local Government Ordinary Election should your Chief Executive Officer (or other appointee) be the Returning Officer.

As you may be aware, CountWA is a counting software that is used for computing the results of more complex counts and is used to count votes in State Elections. It involves data entry of preferences indicated on ballot papers into the software and then the software computes the results depending on the counting method required.

The Western Australia Electoral Commission (WAEC) can offer two options for local governments that don't declare the Electoral Commissioner responsible for the conduct of their election.

We recommend that for any local governments expecting more than 300 ballot papers, you consider utilising Option 2, as this will enable you to have multiple data entry operators. We also recommend Option 2 for those local Governments who do not have sufficient in-house IT support to undertake Option 1.

Option 1 - CountWA software and support only

1. This is a single computer installation of CountWA and is best suited to smaller counts where there is a single operator undertaking the role of supervisor and data entry operator. There is no ability to connect any other computer to CountWA or show progressive results whilst also data entering.
2. WAEC will provide:
 - a. Installation package for CountWA. This will be supplied on a suitable download link.
 - b. Technical support (during business hours on phone) prior to election day to assist with the installation and setup of CountWA (times will be advised)
 - c. Training materials and documentation related to CountWA.
 - d. Training of use of Count WA (via Teams).
 - e. Helpdesk support on Election Day from 10.00am to 10.00pm

3. The Local Government will:
 - a. Supply all equipment.
 - b. Have Windows 10 installed on the computer.
 - c. Need appropriate IT capacity to install and setup software on the computer.
4. The cost for Option 1 is \$5,300 (ex GST) per Local Government, plus additional costs for helpdesk support and couriers.

Option 2 - Complete CountWA installation, including all hardware and equipment.

1. This can be used for a range of count sizes, requiring two to 20 computers. It also allows results to be progressively displayed.
2. WAEC will provide:
 - a. Two or more pre-networked laptops with CountWA pre-installed. This package includes all IT equipment needed to run CountWA, including laptop, numeric keypads, networking equipment, extension cords, power boards, etc.
 - b. Printer and modem
 - c. Technical support (during business hours on phone) prior to election day to assist with the setup of CountWA (times will be advised)
 - d. Training materials and documentation related to CountWA
 - e. Training of use of CountWA (via Teams)
 - f. Helpdesk support on Election Day from 10.00am to 10.00pm
 - g. Secure transport of the CountWA equipment to/from the Local Government. The equipment will be sent to the Local Government 1-2 weeks prior to the election so that there is time to setup and test.
3. The Local Government will:
 - a. Be responsible for unpacking and setting up the IT equipment. Clear instructions will be provided by WAEC, and telephone support will be available.
 - b. Provide a suitable HDMI compatible digital projector or large screen, should they wish to display the progressive results on a large screen.
 - c. After the election, pack up all equipment and follow instructions provided by the WAEC for the return of all supplied equipment within 2 weeks after the election.
4. The cost for Option 2 is \$8,000 (ex GST) per Local Government. This includes software license, laptop (one), printer, networked modem, technical support (install), training and materials, WAEC administration support. Please note that:
 - a. There is an additional \$1000 as a bond which is refundable when equipment is returned and if there are no damages.
 - b. There is an additional cost of \$650 per additional laptop required for either data entry or progressive display.
 - c. The cost of helpdesk support, packaging and couriers are variable costs to be added when confirmed.

For both options above, whilst technical support is provided the WAEC accepts no liability for the result and cannot undertake any counting or other administrative assistance with the election.

To determine the total requirements required for the 2023 Local Government Ordinary Elections could you please advise WAEC which option you would be considering and if option 2 can you also indicate the number of laptops required. Local Governments that have indicated they require either option, will be supplied with the CountWA service and invoiced if their election proceeds past the close of nominations.

Please respond to:

Attention Daniel Smith, Project Assistant, LGE Governance and Integrity,
at lgelections@waec.wa.gov.au

Yours sincerely



Robert Kennedy
ELECTORAL COMMISSIONER

14 March 2023



Department of
**Local Government, Sport
and Cultural Industries**

Our ref E23039345
Enquiries Chloe Papasergio
Phone 08 9492 9840
Email Chloe.papasergio@dlgsc.wa.gov.au

Mr Peter Clarke
A/ Chief Executive Officer
Shire of Boyup Brook
55 Abel Street
BOYUP BROOK WA 6244

Dear Peter

SHIRE OF BOYUP BROOK – WARD AND REPRESENTATION REVIEW

This letter is to advise that the Minister for Local Government has approved the recommendation of the Local Government Advisory Board to abolish all wards in the Shire of Boyup Brook and to reduce the number of offices of councillor from nine to seven over two elections.

The department will now commence a series of administrative and statutory processes to obtain the Governor's approval and publish the changes in the *Government Gazette*. While there is no specific role for the Shire during this time, we will be in contact with your staff during this process and will notify you when gazettal has taken place.

It is anticipated that these changes will be implemented at the 2023 local government elections.

Thanks also to you and your staff for your efforts in undertaking and completing the review on behalf of the Shire.

Yours sincerely

Chloe Papasergio
MANAGER, BOARD GOVERNANCE AND REPORTING

On behalf of the Local Government Advisory Board

18 April 2023



BOYUP BROOK DISTRICT HIGH SCHOOL BOARD

TERMS OF REFERENCE

2023 Version 1

CONTENTS

1	Name of Council.....	2
2	Definitions	2
3	Purpose of Council.....	3
4	Functions of the Council.....	3
5	Limits of Functions	4
6	Qualifications for membership of Council	5
7	Roles of Office Bearers	8
8	Elections and appointment of members	8
9	Council meetings and proceedings	10
10	Quorum at Council meetings	12
11	Motions at Council meetings	13
12	Resolutions at Council meetings	14
13	Closing an ordinary Council meeting to the public.....	14
14	Disputes and Mediation.....	15
15	Cessation or termination of membership of the Council.....	16

1 Name of Council

Boyup Brook District High School Board.

2 Definitions

In these rules, unless the contrary intention appears-

- "Annual public meeting" is the annual meeting in which the Council presents to the school community an annual report based on the Council's functions (SER r.117).
- "Board" means the council of an Independent Public School. "Council" means the Council referred to in rule 1, established in SEA s.125.
- "Director General¹" means the chief executive officer of the Department of Education as defined in SEA s.229.
- "Ordinary meeting" means a meeting held by determination of the Council (SER r.115(1)).
- "Parent" in relation to a child, means a person who at law has responsibility –
 - For the long term care, welfare and development of the child; or
 - For the day to day care, welfare and development of the child (SEA s.4).
- "PCA" means *Parliamentary Commissioner Act 1971*.
- "Minister" means a body corporate with the name "Minister for Education" (SEA s.214(1)).
- "SEA" means *School Education Act 1999*.
- "SER" means *School Education Regulations 2000*.
- "Special meeting" means a meeting of the Council called for by written notice to the chairperson by parents of students at the school for a specific purpose (SER r.118).
- "Student" means a person who is enrolled at the school (SEA s.4).
- "Terms of Reference" means these rules that will apply to the Council and members.

¹ All but one of the functions of the Director General mentioned henceforth have been delegated from the Director General to the Deputy Director General, Public Schools, under the current delegation instruments.

3 Purpose of Council

3.1

The Council is formed with the fundamental purpose of enabling parents and members of the community to engage in activities that are in the best interests of students and will enhance the education provided by the school.

4 Functions of the Council

4.1

The Council has the following functions:

To take part in:

- a) establishing and reviewing from time to time, the school's objectives, priorities and general policy directions (**SEA s.128(a)(i)**);
- b) the planning of financial arrangements necessary to fund those objectives, priorities and directions (**SEA s.128(a)(ii)**);²
- c) evaluating the school's performance in achieving them (**SEA s.128(a)(iii)**); and
- d) formulating codes of conduct for students at the school (**SEA s.128(c)**).

4.2

With the approval of the Director General to:

- a) take part in the selection of, but not the appointment of, the school principal or any other member of the teaching staff (**SEA s.129(2)**)³⁴.

4.3

To approve⁵:

- a) of a charge or contribution determined by the principal for the provision of certain materials, services and facilities (**SEA s.99(4)**);
- b) of the costs determined by the principal to be paid for participation in an extra cost optional component of the school's educational program (**SEA s.100(3)**);

² The principal submits the school's annual budget to the Council for noting. School councils note major revisions to the budget, which have an impact on the original programs and priorities. (Department of Education's *Financial Management in Schools Finance and Accounting* manual). Principals provide relevant financial reports to the school council. (Department of Education's *Financial Management in Schools Finance and Accounting* manual.) The School Compliance Program confirms there is a record of the council having noted the school budget in meeting minutes.

³ A council of a school that is not an Independent Public School may apply to the Director General or delegate to take part in the selection of, but not the appointment of, the school principal or any other member of the teaching staff. The Director General's delegate for a school that is not an Independent Public School is the Deputy Director General, Public Schools; and only for schools in their region the Regional Executive Director. An Independent Public School board takes part in the selection of, but not the appointment of, the school principal. An Independent Public School board may apply to the Director General or delegate to take part in the selection of, but not the appointment, of any other member of the teaching staff. Where the school is an Independent Public School, the Director General's delegate is the school Principal.

⁴ Members of Parliament who are also members of a council are prevented from participating in school selection processes by the *Public Sector Management Act 1994*.

⁵ The Department of Education's School Compliance Program confirms there is a record of the council having provided approval in meeting minutes.

- c) of the items determined by the principal to be supplied by a student for the student's personal use in the school's educational program **(SEA s.108(2))**; and
- d) of an agreement or arrangement for advertising or sponsorship in relation to a government school **(SEA s.216(5)).**⁶

4.4

To determine in consultation with students, their parents and staff a dress code for students when they are attending or representing the school **(SEA s.128(d))**.

4.5

To provide advice to the principal of the school on:

- a) a general policy concerning the use in school activities of prayers, songs and material based on religious, spiritual or moral values being used in a school activity as part of religious education **(SEA s.70)**; and
- b) allowing time for the special religious education of students in the school, but the total number of hours so allowed in a school year is not to exceed 40 **(SEA s.69(2))**.

4.6

To promote the school in the community **(SEA s.128(b))**.

4.7

To note the school's Funding Agreement (with Schedules).

5 Limits of Functions

5.1

The Council cannot:

- a) intervene in the control or management of a school **(SEA s.132(a))**;
- b) intervene in the educational instruction of students **(SEA s.132(b))**;
- c) exercise authority over teaching staff or other persons employed at the school **(SEA s.132(c))**; or
- d) performance manage the principal or any other Department of Education employee **(SEA 132(c))**;
- e) intervene in the management or operation of a school fund **(SEA s.132(d))**; and
- f) purchase property **(SEA 131)**;

Guideline

Principals have the legislated responsibility for the control and management of the school (SEA s.63(1)(b)). The Department of Education has established processes to enable Principals to undertake these functions, including for the distribution of funding to the school, school maintenance and capital works. Principals work with Department business units and provide the information council/board members require on these processes. Principals support members to understand the scope of the functions of a council/board, which does not include intervening in the control or management of the school - either directly or indirectly.

⁶ The principal uses the Department's [Document for Incoming Sponsorship to a Public School](#) and enters into an agreement with a sponsor.

5.2

The Council is not permitted to borrow money, or obtain credit.⁷

5.3

The Director General may give directions in writing to a Council with respect to the performance of its functions, either generally or in relation to a particular matter, and the Council is to give effect to any such direction (**SEA s.135(1)(2)**).

6 Qualifications for membership of Council

6.1

Membership of the Council will be drawn from the following categories:

- a) parents of students at the school (**SEA s.127(1)(a)**);
- b) members of the general community (**SEA s.127(1)(b)**);
- c) staff of the school (**SEA s.127(1)(c)**);
- d) the principal is automatically a member of the Council (**SEA s.127(2)**).

6.2

Staff who are also parents or community members will only serve on the Council in their capacity as a Department of Education employee. Such a person will only be on the Council in the category of staff membership (**SEA s.127(3)**).

6.3

The number of members of the Council will be twelve (12).

Guideline

*The number of members is determined by the council however it must be at least 5 and not more than 15. (**SER r.106(1)(a)(2)**)*

*If the council is a joint council the Director General will determine the number and composition of members. (**SER r.106(1)(c)**).*

6.4

The Council will determine its composition:

- a) having regard to the nature of the student population of the school and the social, cultural, lingual, economic or geographic factors that may be relevant to the school (**SER r.107(1)(a)(i)**);
- b) having regard to the functions of the Council and any changes in those functions (**SER r.107(1)(a)(ii)**); and

⁷ Department of Education's [*Councils and Boards in Public Schools policy and procedures*](#) Section 2.

6.5

The composition of the council will be:

- i. Three (3) members of the general community;
- ii. Two (2) staff of the school in addition to the principal;
- iii. Six (6) parents;
- iv. a member of another association of the school referred to in **SEA s.149** in relation to the school or group of schools that the school belongs (**SER r.107(1)(b)(i)(ii)(iii)(iv)**). and

Guideline

To be suitably qualified for a membership position on the council/board:

- *parents are to have children enrolled at the school;*
- *staff are to be employed at the school; and*
- *community members have contemporary expertise required by the council/board. Examples of contemporary expertise include current employment with an employer working in partnership with the school, or business skills that are required at the time.*

Guideline

An example of another association referred to in SEA s.149 (see iv above) is an alumni association, but not a Parents and Citizens' Association. A Parents and Citizens' Association may nominate in the membership category of parents or general community members as is relevant to the nominee (SER r.107(3)). See 8.3.

The number of members from each membership category is to be specified. For example, 5 parents, 2 staff and 2 members of the general community. Use of terms such as 'up to' or 'a maximum of' are not to be used.

6.6

Parents and members of the general community will form the majority of the members of the Council (**SEA s.127(4)**); and at least one of this majority will be a parent member (**SER r.107(2)**).

6.7

The Council may co-opt a member of the local community to be a member of the Council for such period, or in relation to such matters, as determined by the Council where that person's experience, skills or qualifications would enable him or her to make a contribution to the Council's functions (**SER r.112**).

6.8

Students at the school who are not members may attend Council meetings and take part in discussions, but without having a right to vote or being counted in determining a quorum (**SEA s.140(b)**).

7 Roles of Office Bearers

7.1

Chairperson

The role of the chairperson is to:

- a) work in partnership with the Principal;
- b) ensure a wide variety of people are considered for membership and that members are representative of the school community, for example

- gender, social, cultural, lingual, economic or geographic factors relevant to the school;
- c) chair and convene Council meetings (**SER r.115(2)**);
- d) ensure minutes of meetings are taken and reviewed;
- e) provide leadership to the Council;
- f) manage the business of the Council;
- g) declare the result of decisions and motions;
- h) uphold Council decisions;
- i) works with the Principal to induct members;
- j) ensure the Council stays focused on supporting the school to achieve the best outcomes for students;
- k) prepare and present an annual report to members and the school community at annual public meetings (**SER r.117(c)**);
- l) comply with any directions of the Council in relation to the venue and time of meeting and giving notice of the meeting (**SER r.115(2)**);
- m) resolve disputes as required;
- n) represent the school in the community and at formal functions; and
- o) facilitate mediation meetings as required.

7.2

Secretary⁸

Where there is such a position, the role of the secretary is to:

- a) co-ordinate the correspondence of the Council;
- b) ensure that full and correct minutes of the meetings and proceedings of the Council are kept in a minute book and are signed off by the chairperson after every meeting;
- c) serve formal notice to Council members and the community at the direction of the chairperson, for:
 - i. ordinary, special and annual public meetings; and
 - ii. motions;
- d) keep and maintain in an up to date condition a register of the members of the Council and their postal and residential addresses;
- e) keep a list of nominees of members of the general community that may be appointed to the Council in the category of general community membership (**SER r.108(2)(b)**);
- f) keep and maintain this Terms of Reference and have copies of this Terms of Reference available to all members;
- g) ensure every member has access to inspect the records and documents of the Council;
- h) have custody of all books, documents, records and registers of the Council; and
- i) have custody of all other records held by the Council.

Guideline

It may be useful to add to the register of members' phone numbers and email addresses. It may be useful to regularly update the register with current information.

NB Please note that it is advisable to obtain consent first, as Councils may be in breach of the Privacy Act 1988 (Commonwealth) by keeping phone numbers on the register without consent.

⁸ Schools may provide support to the council through the school support staff who may undertake the role of the secretary. Where this occurs the school support staff member is not a member of the council.

Guideline

In regards to the secretary's record keeping role (h) (secretary) it may be useful to have two custodians of the records and documents of the Council, in the event that the first custodian is unavailable.

Some councils keep their records electronically.

Principals are required to produce council records as part of the Department of Education's school compliance program.

7.3

A member may at any reasonable time inspect the books, documents, records and securities of the Council. Members may make a copy of or take an extract, but have no right to remove the books, documents, records or registers of the Council.

8 Elections and appointment of members

8.1

Members of the Council are appointed for a term not exceeding three years (SER r.110(1)(a)).

8.2

Members may be reappointed for a further term once or more than once (SER r.110(1)(b)).

8.3

The Parents and Citizens' Association may nominate one of its members to be considered for membership of the Council in the membership category of parents or general community members as is relevant to the nominee (SER r.107(3)).

Guideline

A Parents and Citizens' Association can nominate one of their members for either

a) a parent or

b) a community member position depending on the individual circumstances of the nominee.

If the Parents and Citizens' Association nominates a parent member, that nomination is treated the same as any other parent nomination and is required to face an election (with all parents voting and all parent candidates considered, not just Parents and Citizens' Association members) if there are more nominations than positions. If the Parents and Citizens' Association nominates a community member, that nomination is treated the same as any other community nomination and is considered by the Council with the other community member nominees. Community members are appointed, not elected.

8.4

Any member appointed or elected to a casual vacancy on the Council will hold office for the residual period of the predecessor's term of office (SER r.110(2)).

8.5

The chairperson is elected by and from its membership (SEA s.127(6)).

Guideline

It is good practice for the Council to review on an annual basis, for example at the first meeting of the year, who will undertake the role of Chair.

8.6

The principal of the school will invite nominations from all persons in each category to fill vacancies in the Council membership (**SER r.108(1)**).

Guideline

*People who are eligible to nominate for a category are also eligible to vote for that category. That is, only parents vote for the parent members, only students vote for the student members and only staff vote for the staff members. (**SER r.109**)*

*Each parent whose name and address has been provided to the school at the time of the application for enrolment is eligible to nominate and is to be provided with the opportunity to vote where an election is to be held. (**SER r.109**)*

For example, where a parent position becomes vacant on a Council of a secondary school in Term 4, all parents are to be provided with the opportunity to nominate (and vote if an election is to be held). This would include the parents of Year 6 students whose enrolment has been accepted for the following year.

Guideline

Principals can access voting support materials, including an electronic voting tool, through Ikon.

8.7

If there are more nominees than places available on the Council:

- a) the principal will conduct an election to appoint parents, staff and students (**SER r.108(2)(a)(c)(d)**); and
- b) in the category 'community members' the choice of nominee will be decided by the Council rather than by election (**SER r.108(2)(b)**).

8.8

Only those people eligible for a position are eligible to vote for representatives for that position (**SER r.109(1)(2)(3)(4)(5)**).

8.9

Parent members are to be elected from and by parents (**SER r.108(2)(a)**).

Parents eligible to vote are:

- a) each parent whose name and address has been provided to the school **SEA s.16(1)(b)(ii)(I)** (**SER r.109(1)(a)**); or
- b) if neither parent's name and address has been so provided in relation to a particular student, each person who is responsible for the student (**SER r.109(1)(b)**).

8.10

Staff members are to be elected from and by the staff of the school (**SER r.108(2)(c)**). Staff members who are eligible to vote are each person who is employed at the school under **SEA s.235(1)**, and whose usual place of work is at the school (**SER r.109(3)**).

8.11

There will not be an election to appoint community members. The Council may appoint suitably qualified persons from the list of nominees by vote in a meeting **(SER r.108(2)(b))**.

8.12

There will not be an election to appoint co-opted members. The Council will appoint a person of the local community having such skills, experience, or qualifications as would enable the person to make a contribution to the Council's functions for a specified time period **(SER r.112)**.

8.13

A person will not vote in respect of more than one category of membership of the Council **(SER r.109(5))**.

8.14

Voting in Council elections will be conducted in written form (as opposed to a show of hands).

8.15

The school principal is responsible for the proper conduct of all elections **(SER r.108(2))**.

8.16

A person who wishes to nominate to serve on the Council will notify the school principal in writing using the prescribed nomination form by the due date in order to be considered. The principal will keep a record of nominations received.

8.17

Appointments to the Council will not be made until after a Screening Clearance Number has been issued by the Department of Education's Screening Unit (as is applicable to the membership category).⁹

9 Council meetings and proceedings

9.1

The Council must meet together to undertake Council functions for not less than four (4) ordinary meetings in each year.

9.2

Ordinary Meetings

- a) "ordinary meeting" means a meeting held by determination of the Council **(SER r.115(1))**; and
- b) a Council must hold at least two (2) ordinary meetings per year.¹⁰

9.3

The chairperson will give to the school community not less than 14 days formal notice of an ordinary meeting.

Guideline

⁹ [Criminal History Screening for Department of Education Sites policy and procedures](#) and [Councils and Boards in Public Schools policy and procedures](#)

¹⁰ School Compliance Program, Financial Services, Department of Education

It may be useful to give 14 days formal notice of an ordinary meeting and to specify in the formal notice -

- a) when and where the ordinary meeting concerned is to be held; and*
- b) the agenda.*

9.4

The Council will determine that medium for formal notice as writing via email (direct or via Schoolzine).

Guideline

The Council defines formal notice. It may be useful to define formal notice as in writing via mail, fax or email. It may be useful to set out in the formal notice when and where the meeting is to be held, and the agenda. NB: In some situations such as remote schools, verbal notification may be considered appropriate.

9.5

Annual public meeting

- a) "Annual public meeting" is the meeting held once in every calendar year that is open to the public (**SER r.117(a)**).
- b) An annual report will be presented at the meeting to advise the school community of the performance of the Council in relation to its functions since the previous annual public meeting (**SER r.117(c)**).

9.6

The chairperson will give to all members and parents not less than 7 days formal notice of an annual public meeting (**SER r.117(b)**).

Guideline

It would be useful to specify in the formal notice –

- a) When and where the annual public meeting is to be held;*
- b) The agenda, for example -*
 - i. the consideration of the annual report of the school council;*
 - ii. any other business requiring consideration by the school council at the annual public meeting.*

NB: In some situations such as remote schools, verbal notification may be considered appropriate.

9.7

A special meeting:

- a) is a meeting called for by families of students at the school for a particular purpose (**SER r.118**).
- b) will be held by determination of the Council (**SER r.115(1)**); or
- c) will be called for by:
 - i. at least 20 families of students at the school (**SER r.118(1(b)(i))**); or
 - ii. at least half the number of families of students at the school, whichever is the lesser number of families, (**SER r.118(1)(b)(ii)**); and
 - iii. a formal notice to the chairperson, which will state the purpose for which the special meeting concerned is required; and be signed by the families who called for the special meeting.

9.8

The chairperson is not to convene a special meeting if the purposes of the proposed meeting are not relevant to the Council's functions (SER r.118(3)).

9.9

A special meeting is to deal only with matters relevant to the purposes set out in the notice received by the chairperson (SER r.118(4)).

9.10

The chairperson will give to all members and the school community not less than 14 days formal notice of a special meeting.

Guideline

*It may be useful to give to all members and the school community 14 days formal notice of a special meeting. It may be useful if the notice specifies -
a) when and where the ordinary meeting concerned is to be held; and
b) the agenda.*

9.11

The chairperson will convene the special meeting within 30 days of receiving the request in writing.

9.12

The chairperson may, with the consent of a meeting at which a quorum is present, and must, if so directed by such a meeting, adjourn that meeting from time to time and from place to place.

9.13

No business will be transacted at an adjourned meeting other than business left unfinished or on the agenda at the time when the meeting was adjourned.

9.14

When a meeting is adjourned for a period of 30 days or more, the chairperson will give formal notice of the adjourned meeting as if that meeting were a fresh meeting.

9.15

The Council will agree on the manner that the secretary will communicate notice of ordinary, special and annual public meetings to members and the school community.

9.16

Meetings for the Council and the Parents and Citizens' Association are to be held separately.

9.17

Subject to this Terms of Reference, the Council will determine its own procedures (SEA s.136).

10 Quorum at Council meetings

10.1

At a meeting sixty (60) per cent of members present in person at a Council meeting constitute a quorum.

Guideline

At a meeting 60 per cent of members present in person, or by electronic means, could constitute a quorum. The number should be determined taking into consideration the requirement for an absolute majority of all members for a motion to be passed. See 12.7

Electronic means may include via telephone, web/video conference. Members cannot send a proxy.

10.2

If within 30 minutes after the time specified for the holding of a meeting of which formal notice has been given:

- a) a quorum is not present, the meeting lapses and will be rescheduled; or
- b) otherwise than as a result of a request, notice or action, the meeting stands adjourned until such time as the Council agrees to reconvene the meeting.

10.3

If within 30 minutes of the time for the resumption of adjourned meeting a quorum is not present, the members who are present in person may nevertheless proceed with the business of the meeting as if a quorum were present.

11 Motions at Council meetings**11.1**

A motion may be moved by a member with full voting rights, and voted on by a member with full voting rights, at an ordinary meeting, special meeting, or annual public meeting.

11.2

The chairperson will be given 7 day's notice of a motion to be proposed at a meeting.

Guideline

It would be reasonable for the chairperson to be given 7 days formal notice of a motion to be proposed at a meeting.

11.3

The chairperson will give 5 days formal notice to members that a motion will be proposed at a meeting.

Guideline

It would be reasonable for the chairperson to give 5 days formal notice to members that a motion will be proposed at a meeting.

11.4

The Council will agree on the manner that the secretary will communicate notice of motions to members and the school community.

12 Resolutions at Council meetings

12.1

Each Council member is entitled to one vote only (SER r.119(3)).

12.2

A co-opted Council member is not entitled to a vote (SEA s.140(a)).

12.3

Students attending Council meetings that are not members do not have a right to vote or be counted in determining a quorum (SEA s.140(b)).

Guideline

Members must participate in a vote in person or via electronic means. Electronic means may include via telephone, web/video conference. Members cannot send a proxy vote.

12.4

Procedures for counting of votes will be by ballot.

12.5

Voting on issues will be recorded in the minute book.

12.6

A decision of the Council will not take effect unless it has been made by an absolute majority (SER r.119(2)).

12.7

An absolute majority, in relation to a Council for a school, means a majority comprising enough of the current members of the Council for their number to be more than 50 per cent of the number of offices (whether vacant or not) of members of the Council (SER r.119(1)).

Guideline

If a council has 15 positions then an absolute majority is 8 votes. If only 8 members attend a meeting, 8 votes are required to form an absolute majority.

12.8

A motion put to the vote:

- a) may be moved and voted on at an ordinary, special or annual public meeting; and
- b) will be decided by an absolute majority of votes.

12.9

A motion which is passed will be declared by the Chairperson as a resolution. A declaration by the Chairperson is evidence of the fact.

13 Closing an ordinary Council meeting to the public

13.1

Meetings of the Council are generally to be open to the public (SER r.115(3)).

Guideline

Where members of the public attend an ordinary council meeting they do so as observers, unless invited by the Chairperson.

13.2

The Council will not close to members of the public an annual public meeting or special meeting (**SER r.115(3)**).

13.3

The Council may decide to close an ordinary meeting or part of an ordinary meeting if it deals with any of the following:

- a) a matter affecting a person who is employed at the school (**SER r.116(a)**);
- b) the personal affairs of any person (**SER r.116(b)**);
- c) a contract entered into, or which may be entered into, by the Council and which relates to a matter to be discussed at the meeting (**SER r.116(c)**);
- d) legal advice obtained, or which may be obtained, by the Council and which relates to a matter to be discussed at the meeting (**SER r.116(d)**);
- e) a matter that if disclosed, would reveal:
 - i. information that has a commercial value to a person and that is held by, or is about, a person other than the Council (**SER r.116(e)(i)**); or
 - ii. information about the business, professional, commercial or financial affairs of a person and that is held by, or is about, a person other than the Council (**SER r.116(e)(ii)**); and
- f) information which is the subject of a direction given **PCA s.23(1)(a)** (**SER r.116(f)**).

13.4

A decision to close an ordinary meeting or part of an ordinary meeting and the reason for the decision are to be recorded in the minutes of the meeting (**SER r.116(2)**).

14 Disputes and Mediation**14.1**

The grievance procedure set out in this rule applies to disputes under these rules between:

- a) a Council member and another member;
- b) a Council member and the principal of the school;
- c) a Council member and the chairperson; or
- d) a Council member and co-opted members.

14.2

The parties to the dispute should meet and discuss the matter in dispute, and, if possible, resolve the dispute within 14 days after the dispute comes to the attention of all parties.

14.3

If the parties are unable to resolve the dispute at the meeting, a meeting may be held in the presence of a mediator.

14.4

The mediator will be-

- a) a person chosen by agreement between the parties; or
- b) in the absence of agreement-
 - i. in the case of a dispute between a member and another member, a person appointed by the chairperson of the Council;
 - ii. in the case of a dispute between a member or relevant non-member and the Council, a person who is a mediator appointed to, or employed with, a not for profit organisation.

14.5

A member of the Council can be a mediator.

14.6

The mediator cannot be a member who is a party to the dispute.

14.7

The mediator, in conducting the mediation, will-

- a) give the parties to the mediation process every opportunity to be heard;
- b) allow due consideration by all parties of any written statement submitted by any party; and
- c) ensure that natural justice is accorded to the parties to the dispute throughout the mediation process.

14.8

The mediator will not determine the dispute.

14.9

The mediation will be confidential and without prejudice.

14.10

If the mediation process does not result in the dispute being resolved, the parties may seek advice from the Regional Executive Director.

Guideline

Councils are encouraged to adopt a Code of Conduct, review the code regularly and include the code as part of the induction for new members. See the Department's website for support materials including a Code of Conduct.

Guideline

Councils are encouraged to regularly reflect on their performance. Principals can access an electronic self-assessment survey tool through Ikon.

15 Cessation or termination of membership of the Council

15.1

The office of a member of the Council becomes a casual vacancy if the member:

- a) becomes ineligible to hold office as a member (**SER r.111(1)(a)**);
- b) resigns by written notice delivered to the Council (**SER r.111(1)(b)**); or
- c) is removed from office by the Director General (**SER r.111(1)(c)**).

Guideline

A person can become ineligible to hold office as a member before the end of their term. For example, a parent member becomes ineligible when they no longer have children enrolled at the school; and a community member becomes ineligible when they no longer have the contemporary expertise required.

A member themselves, or the council/board, may identify that a member has become ineligible to hold office because they are no longer suitably qualified. Where this occurs the member resigns their position. See also Guideline at 6. Qualifications for membership of Council.

15.2

The Council may remove a person as a member of the Council on the grounds that the person:

- a) has neglected his or her duty as a member (**SER r.111(3)(a)**);
- b) has misbehaved or is incompetent (**SER r.111(3)(b)**);
- c) is suffering from mental or physical incapacity, other than temporary illness, impairing the performance of his or her function as a member (**SER r.111(3)(c)**); or
- has been absent, without leave or reasonable excuse, from three consecutive meetings of which the member has had notice (**SER r.111(3)(d)**).


15.3

The Council will not remove a person as a member unless the person has been given a reasonable opportunity to show that he or she should not be removed from office (**SER r.111(4)(a)**).

15.4

A decision of the Council to remove a person from office is to be made by resolution of a majority comprising enough of the members for their number to be at least two thirds of the number of offices, whether vacant or not, of members of the Council (**SER r.111(4)(b)**).

For assistance on the legislation and policy with respect to councils/boards please see the Department of Education's School Councils and Boards website
<https://www.education.wa.edu.au/school-councils-boards>



SCHOOL BOARD CODE OF CONDUCT

- The primary consideration of the Boyup Brook District High School Board is to ensure that the school's values, priorities and actions are in the best interests of students.
- The Board abides by all the relevant legislation and industrial agreements.
- The Board is accountable to both its local school community and the Director General or delegate.
- The Board encourages members to behave in a civil and respectful manner, avoiding discrimination, harassment and bullying.
- The underlying principles of a council/board's code of conduct include the promotion of:
 - respectful partnerships;
 - clear and honest two-way communication; ◦ transparent processes; democratic, informed decision making; and
 - personal and professional integrity.
- Conflict between council/board members is dealt with respectfully and fairly and in a manner that reflects the principles of natural justice.
- Board members declare any conflicts of interest when they arise. Board members who have declared a conflict of interest are not entitled to vote on that issue.
- Board members are expected to represent the school community. Members do not represent one viewpoint or the view of an individual or for example, political or religious affiliations. Board members therefore regularly seek the views and opinions of the whole school community, especially when policies are being developed.
- Board members respect the need for confidentiality and privacy with regard to sensitive matters that might arise at board meetings, especially where there are matters of a personal nature relating to staff, students or parents.
- The board is not an appropriate forum for the discussion of individual school staff, students, parents or other members of the school community.
- A board member who is approached by a parent with a concern relating to an individual is in a privileged position and is expected to treat such discussion with discretion, protecting the confidentiality and privacy of the people involved. If the issue relates to an operational matter of the school, the parent should be encouraged to speak with the principal or classroom teacher. If the issue relates to a school policy or procedure, it is put on the agenda and approached in a generic sense to protect the privacy of individuals involved.
- The board does not intervene in the control or management of the school - either directly or indirectly.
- The board "speaks as one voice" in the public arena once a decision has been made.
- Board members actively participate in sub-committees and meetings as the need arises.
- If members are unable to attend a meeting, they are requested to submit an apology before the meeting.

There is no requirement for board members who are also current members of Parliament or local government or are planning to nominate as candidates for an election to resign from the board. However, it may be appropriate for these board members not to attend board meetings in the period leading up to the election if the board or the member considers there is a real or perceived conflict of interest.

A person can become ineligible to hold office as a member before the end of their term. For example, a parent member becomes ineligible when they no longer have children enrolled at the school; and a community member becomes ineligible when they no longer have the contemporary expertise required. A member themselves, or the board, may identify that a member has become ineligible to hold office because they are no longer suitably qualified. Where this occurs the member resigns their position.

I agree to abide by the Boyup Brook District High School Board Code of Conduct.

Name: _____

Signature: _____

Date: _____



Plantation Management Plan

Epping Farm, Wilga

1.	INTRODUCTION	4
2.	LAND INFORMATION.....	5
	2.1 Area	5
	2.2 Locality Map and access roads	5
	2.3 Natural features	5
	2.4 Improvements.....	6
3.	TREE FARM ESTABLISHMENT PLAN.....	9
	3.1 Species to be planted and source of stock	9
	3.2 Areas to be planted, compartment sizes	9
	3.3 Access roads and firebreaks	9
	3.4 Site preparation and planting technique	9
	3.5 Direction of planting lines in relation to contours and natural drainage	9
	3.6 Description of weed control methods and buffer zones.....	9
	3.7 Control of vermin and declared weeds	10
	3.8 Clearing of woody vegetation (native or exotic species).....	10
4.	TREE FARM TENDING PLAN	11
	4.1 Fertilising schedule	11
	4.2 Weed management	11
	4.3 Monitoring and contingencies for disease and pests	11
	4.4 Road and break maintenance	11
	4.5 Grazing strategy	11
	4.6 Firebreak Pruning	12
	4.7 Thinning schedule	12
5.	PLANTATION FIRE MANAGEMENT PLAN.....	13
	5.1 Landowner property details	13
	5.2 Property details of neighbouring locations.....	14
	5.3 Local fire agencies	14
	5.4 Risk of ignition	15
	5.5 Detection of fires	15
	5.6 Location of fire control equipment.....	15
	5.7 Initial response on fires	17
	5.8 Fire management maps	18
	5.9 Firebreaks	18
	5.10 Method of road, track and firebreak maintenance.....	19
	5.11 Water supplies.....	19
	5.12 Direction indicators of water points, road signs and other features.....	19
	5.13 Measures to protect infrastructure, powerlines, gas pipelines and Communication Cables	19
	5.14 Surrounding fuels	20
6.	TIMBER HARVESTING PLAN.....	21
	6.1 Location of harvesting operation	21
	6.2 Timetable (to be updated at time of operations).....	21
	6.3 Harvesting operations	21
	6.4 Machinery and transport	21
	6.6 External Road Management	21
	6.7 Environmental safeguards	22
	6.8 Safety.....	22
	APPENDIX.....	23

All relevant maps and plans are attached.

The following maps and plans are attached:

Map 1: Location Map

Map 2: Concept Map

Attachment 1 - Extract from DBCA Blackwood District Fire Preparedness and Response Plan

Attachment 2 – FPC147 Guidelines for applying operation restrictions to manage fire risk

Attachment 3 – Contractor procedure F1 – Fire Requirements

References:

- *Code of Practice for Timber Plantations in Western Australia*
- *Guidelines for Plantation Fire Protection*
- *Local Authority Firebreak Orders*
- *FPC Plantation Procedures, Technical Specifications & Work Instructions*
- *Code of Practice for the use of agricultural and veterinary chemicals in Western Australia*
- *Forest Products Act 2000 (WA)*
- *Carbon Rights Act 2003 (WA)*
- *Environmental Protection (Clearing of Native Vegetation) Regulations 2004 (WA)*
- *Wildlife Conservation Act 1950 (WA)*
- *Environmental Protection and Biodiversity Conservation Act 1999 (Cwth).*
- *Soil and Land Conservation Act 1945 (WA)*
- *Bush Fires Act 1954 (WA)*
- *Occupational Safety and Health Act 1984 (WA)*
- *Safety and Health Code for Native Forest / Hardwood Logging and Plantation Logging*

Epping Farm - Wilga

1. INTRODUCTION

Epping Farm was purchased by the Forest Products Commission (FPC) in spring of 2022, with a settlement date in early 2023. The FPC is proposing to establish approximately 275 hectares of pine plantation on the property for the purpose of timber production and carbon sequestration.

The Forest Products Commission (FPC) will establish and manage the plantation.

This document outlines the following in relation to this plantation:

1. Introduction
2. Land information
3. Tree Farm Establishment Plan
4. Tree Farm Tending Plan
5. Fire Management Plan
6. Timber Harvesting Plan (interim)
7. Authorisation

2. LAND INFORMATION

2.1 Area

The property is 490 hectares in total and is located immediately to the north east of the Wilga townsite (see Location Map) in the Shire of Boyup Brook.

In recent years the property has been utilised as a manuka honey enterprise with the majority of the originally cleared area planted to *Leptospermum* species (Tea tree).

The property is located in the Wellington Dam Catchment and has an annual average rainfall of approximately 700mm. The property is not in a Public Drinking Water Source Area (PDWSA).

2.2 Locality Map and access roads

A Location Map is attached. It can be seen from this plan that the main access to the proposed plantation area is via Wilga Road East and Cunningham Road.

2.3 Natural features

2.3.1 Significant landscapes, streams, rivers, lakes, ponds, swamps, drains etc

A visual assessment of the property has been completed to identify any significant landscape features.

No significant landscape features have been identified for exclusion from planting on the previously cleared land and *Leptospermum* plantation areas. The general landscape features of the property will be maintained.

There are several lower-level ephemeral streams with some natural vegetation. A buffer of a minimum of 6 metres has been placed on these waterways in accordance with the Code of Practice for Timber Plantations WA. Actual buffer sizes vary from 10 to 50m according to the prevailing landform and soil type (see attached Concept Map). The areas are excluded from the new planting and, where present, the existing native vegetation will be allowed to grow on.

On our current assessment there is approximately 30 ha of cleared land in these creek lines and small wetlands that is unsuitable for pine establishment. The original vegetation is generally flooded gum (*E.rudis*) with an endemic shrub understory.

The property adjoins the McAlinden State Forest.

2.3.2 Principal soil types

The principal soil types consist of duplex soils with sandy clay gravels over medium type clays.

2.3.3 Areas of native vegetation with high or low natural integrity

Forest Type – Jarrah/marri/flooded gum

Extent – there are a number of sections of native vegetation across the property comprising approximately 95 hectares.

Condition – Sections on the southern side of the property on lots 2 and 3944 have healthy upper story eucalypts but no understory to speak of (“parkland cleared”). The two larger islands west of Cunningham Road have higher tree density but are again devoid of understory due to previous grazing management. The northern section of creek on lot 2945 has some mixed quality fringing vegetation.

Pests or diseases – No pests or diseases were recorded during inspections.

Proposed future management – All vegetation will be retained however minimal management will take place due to the degraded nature of the remnant islands. Grazing of the property will be encouraged in the future to reduce grass fuel loads in unfenced remnant areas-

2.3.4 Cultural and heritage values

The following actions have been taken to determine the presence of cultural and heritage sites on the property:

- A search for Heritage Council registered sites has been completed.
- Department of Biodiversity, Conservation and Attractions (DBCA) and/or Department of Planning, Lands and Heritage databases have been checked for registered indigenous sites

No sites were identified on the property. 2 registered heritage sites are located within the Wilga Settlement. It is not expected that the proposed plantation will impact these sites.

2.3.5 Threatened and Priority Species and Ecological Communities

Where activities related to this tree farm are likely to directly or indirectly affect threatened and priority species of flora, fauna and ecological communities, the following Acts, Regulations and Plans will be complied with:

- *Environmental Protection (Clearing of Native Vegetation) Regulations 2004 (WA)*
- *Wildlife Conservation Act 1950 (WA)*
- *Environmental Protection and Biodiversity Conservation Act 1999 (Cwth)*

DBCA's IMB database has been checked. There is no record of threatened or priority species within 1 kilometre of the planting area.

2.4 Improvements

2.4.1 Buildings

There are no dwellings located on the property. There are several sheds on the property that will be retained. A setback of at least 50m will be applied to plantings adjoining these sheds.

There are 3 water tanks on the property that will be maintained to provide a water source for fire suppression and other operational activities.

2.4.2 Roads, bridges, creek crossings

There is an existing, unsealed road/track system throughout the farm that will allow for adequate access during establishment of the tree farm.

Establishment operations will not involve the requirement to construct or upgrade roads or creek crossings.

Some upgrading of road networks is likely to be required prior to the commencement of harvest operations. Where possible these works will take place on existing roads/tracks/firebreaks with appropriate controls in place to manage hygiene and erosion risks.

2.4.3 Fences, gates, powerlines, Communication cables and dams

Fences are located both within and surrounding the property. These fences are of mixed condition with many (including some boundaries) considered poor. The fences will be maintained and improved with the objective of grazing livestock through the plantation area once trees are of adequate size. This will assist in managing grass fuel levels on the property.

Power line easements

There are power lines in the southern and western parts of the proposed plantation area (see Concept Map). A plantation exclusion zone consistent with Western Power guidelines will be left unplanted around this infrastructure. These buffers will also be used as firebreaks.

Communication cables

There are no underground communication cables present within the planting area however there is a Telstra cable located in the northern parts of the property along the Wilga East Road which sits within the external firebreak

Water Supply Pipes

There are no water supply pipes within the proposed planting area.

2.4.4 Sensitive Areas

Identification of sensitive areas has occurred by completing a reconnaissance inspection, interpreting aerial photographs and checking relevant databases. Any sensitive areas identified within, adjacent to and along the access ways to proposed tree farm areas require appropriate precautions to protect them. Sensitivities considered in this process include:

Vineyards
Orchards

Apiary sites
Adjacent National Parks and reserves
Organic Farms
Public Drinking Water catchments
Natural waterways, lakes, swamps etc
Erosion hazard (E.g. runoff on steep slopes)
Close Dwellings incl. Neighbours
School bus stops

The Wilga settlement has been identified as a sensitive site which consists of numerous dwellings and 2 registered heritage sites being the Mill Precinct and Uniting Church.

The FPC intends to install a wider than standard firebreak along the plantation boundaries adjacent to the Wilga settlement to increase protection of the area in the event of a fire. A firebreak of 25m will be left unplanted and maintained as a low fuel buffer through chemical, mechanical and/or grazing treatments.

2.4.5 Wellington Dam Catchment

The property falls within the Wellington Dam Catchment under the South West Regional Water Plan 2010-2030, which aims to protect ground and surface water quality within the catchment. The plantation and its management (as outlined in this document) is expected to positively influence the quality of water flow into this catchment.

3. TREE FARM ESTABLISHMENT PLAN

Tree farms should be located to achieve maximum commercial viability while ensuring that environmental, social, aesthetic and cultural values are not compromised.

3.1 Species to be planted and source of stock

The site is to be planted with *Pinus radiata* (Monterey Pine) seedlings sourced from the FPC Manjimup Nursery.

3.2 Areas to be planted, compartment sizes

The Concept Map details the proposed size and layout of compartments. The map and compartment size will be consistent with the *Guidelines for Plantation Fire Protection (FESA 2011)* and the local shire Firebreak Notices.

3.3 Access roads and firebreaks

Access roads and firebreaks are shown on the Concept map. External firebreaks are 15 metres wide with 6-10 metre wide internal firebreaks in accordance with the *Guidelines for Plantation Fire Protection (FESA 2011)*.

As mentioned above, firebreaks adjacent to the Wilga Settlement will be installed at 25 metres wide.

3.4 Site preparation and planting technique

The leptospermum plantation currently growing on the property will be controlled using an appropriately registered chemical. The site will then be rip mounded at 3m centres with minimal disturbance to topsoil to minimise risk of erosion.

Trees are to be planted by hand. The stocking rate to be applied is 1313 seedlings per ha.

3.5 Direction of planting lines in relation to contours and natural drainage

Planting lines will generally be aligned with the contour to maximise the harvesting of water and avoid erosion.

3.6 Description of weed control methods and buffer zones

Establishment is expected to require both pre and post plant application of herbicide. A range of pesticides registered for forestry use may be utilised. Herbicide will generally be applied in strips over the planting line to minimise chemical usage.

The status of sensitive areas and the requirement to undertake precautionary measures will be reviewed prior to all spray events, to ensure controls are current and appropriate.

All prescriptions to be applied will adhere to FPC specifications.

All operations will be carried out by licensed operators.

3.7 Control of vermin and declared weeds

The site has been checked for the presence of vermin and declared weeds. None were recorded during inspections. Over the life of the plantation the site will be monitored for the presence of pests and weeds with control measures applied as required.

3.8 Clearing of woody vegetation (native or exotic species)

No native vegetation will be cleared as part of the proposed planting. The areas of leptospermum will be controlled using herbicide prior to site preparation. Some larger exotic eucalypts associated with the honey project will require mechanical push-up.

4. TREE FARM TENDING PLAN

4.1 Fertilising schedule

Fertiliser is generally applied to softwood plantations at establishment and after first thinning. FPC staff will monitor the progress of the tree farm over its lifetime and will prescribe fertiliser applications if nutrient deficiencies are identified from the analysis of foliar samples.

4.2 Weed management

Weed status will be monitored on a regular basis in the first year after establishment and on an intermittent basis after that.

It is expected that some second year weed control may be necessary as part of the ongoing maintenance to the tree farm area. All prescriptions to be applied will adhere to FPC specifications.

4.3 Monitoring and contingencies for disease and pests

The FPC is committed to minimising the risk of introduction and spread of pests, diseases and weeds.

Plantings will be monitored on a fortnightly basis during the period September through to January during the first year after establishment and 3-6 monthly in subsequent years. Pests will be controlled as and when required using registered APVMA pesticides and licensed operators operating under all specifications as required by relevant authorities and acts.

4.4 Road and break maintenance

Firebreaks will be maintained by both chemical and mechanical means. Treatments will be designed to minimise the risk of erosion.

4.5 Grazing

In recent years the property has been utilised as a manuka honey enterprise with the majority of the originally cleared area planted to *Leptospermum* species (Tea tree). There has been opportunistic grazing of sheep under lease around the *leptospermum* plantings.

The FPC intends to apply similar management with substitution of pine in place of the *leptospermum*. The FPC will seek to encourage grazing both within the plantation and on discrete areas that are unsuitable for establishment. This activity will be supported by the presence of sheepyards and a shearing shed on the property.

4.6 Firebreak Pruning

Strategic pruning of softwood stems will be carried out on trees to ensure safe fire control access for fire suppression efforts throughout the tree farm and to protect adjoining values where identified during the plantation rotation. Standards will be consistent with the *Guidelines for Plantation Fire Protection*

4.7 Thinning schedule

Pine Sawlog

It is expected that the tree farm will be thinned twice before final harvest. The stocking of trees will be reduced by approximately 50% at each thinning. The thinnings will be from below, meaning that the remaining trees will be the best performing and will be spaced such that growth may be maximised. The schedule of operations will depend on the rate of growth achieved and the market opportunities available during the life of the plantation but are generally scheduled for year 12 and year 20.

Products from harvesting operations will be directed to domestic timber processors. These processors are significant providers of regional employment and assist in giving Western Australia resource security for softwood construction timber.

5. PLANTATION FIRE MANAGEMENT PLAN

The objective of the Fire Management Plan is to establish the infrastructure to prevent fires escaping from or entering tree farms and plantations and for suppression operations in the event of a fire. All fire control activities must adhere to the *Bush Fires Act 1954 (WA)*.

5.1 Landowner property details

Name	Forest Products Commission
Address	Level 2/61 Victoria Street, Bunbury, 6230
Phone Number	9225 5288
Location Number (s)	As per attached plans
Species of Trees Planted	<i>Pinus radiata</i>
Total Area Planted	Approx. 300ha
Previous Land Use and Condition (i.e. pasture, ex bush, ex plantation)	Primarily a leptospermum plantation intended to produce manuka honey. Opportunistic grazing took place around the plantation.
Adjacent Land Use (i.e. farmland, forest, nature res.)	A significant portion of the property adjoins native vegetation (State Forest, Timber Reserve, Water Reserve, and Shire Reserve). The remainder is farmland with the Wilga townsite to the south west.

5.2 Neighbouring property owners

NAME	LOCATION NUMBER(S)
Steven North	Lot 12044
DBCA	Lot 13008, SF 29, SF 25
The Trust CO (Australia)	Lot 8396
DWER	Lot 1
Richard Walker	
Ashley and Sheranie Hoddell	Lot 2496
Bailey James Super PTY LTD	Lot 11819
Kevin Moir	Lot 11287
Railway Reserve	
Jarred Haydn-Smith	Lot 12776
Amy Pack	Lot 4
Susan Retter	Lot 5, 6
Kevin McAfee	Lot 8
Susan Miliauskas	Lot 10, 11
Mark Lange	Lot 12
Chris Butler	Lot 13
Terry Jose	Lot 14
Peter Jose	Lot 15, 16
UCL – Dept of Planning, Lands and Heritage	various

5.3 Local fire agencies

AGENCY	ADDRESS	PHONE NUMBER	CONTACT PERSON/ POSITION
Forest Products Commission	Level 2 Bunbury Tower	9725 5288	Greg Hodgson - Manager Fire Protection or Fire Duty Officer
Department of Parks and Wildlife	Blackwood District	9752 5555	District Fire Coordinator or Fire Duty Officer
Shire Office	Boyup Brook	9756 1200	CEO
Chief Fire Control Officer	Boyup Brook	0427 988 705	Tristan Mead
Fire Brigade	Benjinup	0418 651 088	David Inglis

5.4 Risk of ignition

Potential ignition sources are mainly restricted to lightning strikes, powerlines, adjoining roads, vehicle exhaust sparks and escapes from burning operations on surrounding land.

FPC, working in conjunction with Department of Parks and Wildlife (DPaW or 'Parks and Wildlife' – a division of DBCA) have implemented a comprehensive daily fire management notification system for plantation harvesting operations. All FPC operations also conform with the Department's daily fire risk and operational restrictions.

Please refer attachments:

- *FPC147 Guidelines for applying operation restrictions to manage fire risk*
- *Contractor procedure F1 – Fire Requirements*

5.5 Detection of fires

FPC has a formalised Memorandum of Understanding (MoU) with Parks and Wildlife to ensure that in the event of wildfire, DPaW assists with the protection of FPC plantations located within 3km of DPaW estate. The MoU also ensures that these same plantations are covered by the DPaW wildfire detection system; i.e. aerial spotter flight, manned towers and remote sensing.

Detection of fires may also be undertaken by FPC staff and contractors, neighbours and passers-by.

In the event of all fires, notification should be made via the 000 emergency number. This will ensure fire authorities are alerted for an effective coordinated response.

The FPC Duty Officer should be also be notified on 9725 5288.

The FPC Fire Duty Officers monitor all fires across the Southwest and Great Southern with direct access to the interagency fire surveillance platforms of both DFES and DBCA.

5.6 Location of fire control equipment

The FPC can deploy in excess of 6 fast attacks and up to 3 fully equipped heavy duty fire trucks heavy units to this area in a relatively short period of time. These appliances come with fully trained staff and can be deployed by the FPC Duty Officer in liaison with the local CBFCO or Incident Controller. The closest manned FPC units are located in Collie and these are regularly deployed in every day works in the Boyup Shire. The Collie office holds 3 light units and 1 fully equipped heavy duty fire truck is located in McAlinden which is approximately 15 minutes travel from the Wilga property.

The nearby Benjinup Bush Fire Brigade has access to a Heavy Truck unit and several private fast attacks from neighbouring properties. We are advised that the Shire has 3 graders and 2

loaders, and 4 DFES purpose built firefighting units including 3 trucks and 1 fast attack, all available for use in a fire emergency whether assisting under canopy or not, depending on training and equipment suitability.

It is acknowledged that many brigade volunteers are not currently trained to respond to fire under forest canopy (whether native or plantation species) and that equipment may not be suited to this purpose however it is expected that these resources may be utilised in preventing potential spread into adjoining pastured land.

The FPC has 3 fire trucks (2700Lt) and over 20 fire suppression units (fast attacks and trailer mounted fire appliances) that are staffed during the fire season within the southwest region. The following table provides a breakdown of the location of FPC fire equipment and fire staff

FPC Office Location	Number of fire ready staff	Fire Equipment
McAlinden	-	1 Heavy Duty Tanker (3,000 litre)
Collie	2	2 Slip on 400 litre Light Units
Harvey	3	3 Slip on 400 litre light units
Nannup	8	1 Heavy Duty Tanker (3,000 litre) 8 Slip on 400 litre light units
Bunbury	6	3 Slip on 400 litre light units
Manjimup	9	1 Heavy Duty Tanker (3,000 litre) 3 Slip on 400 litre light units
Sandalwood Rd	-	Trailer mounted fire unit

The FPC also has capacity to access DBCA's fire resources through working arrangements between the two agencies (see attachment 1, proposed plantation will be category 2). DBCA has significant resources available from their closest depot in Kirup which has 5 heavy duty fire trucks and 1 bulldozer with an approximate travel time of 30 minutes.

The FPC is also an associate member of the Forest Industries Federation Western Australia (FIFWA) and the Plantations Fire Response Group. FIFWA supports the responsible and sustainable management of WA forests and plantations and appreciates the fire threat to their resource and broader community and has recognised the importance of a unified approach in the control and management of wildfire near or within the plantation estate.

The industry manages plantations across many local government areas and the Southwest of WA and work together under a formal agreement to integrate and maintain fire suppression capabilities and critical local knowledge of plantations that fire managers can call upon in a wildfire situation.

The FPC also maintains a Duty Officer roster over the prescribed fire season. The Duty Officer is the principal point of contact for deployed crews in coordinated response with fire authorities. The duty officer will liaise closely with the CBFCO/Incident controller over crew deployment & experience, shift changes and specialised equipment needs.

It should also be noted that whenever a forestry operation takes place on the property by a contractor employed by the FPC, the contractors are required to have firefighting equipment onsite. The amount and type of units varies, depending on the type of operation, time of year and operational fire risk. Generally, the minimum is one 400 litre unit per machine. During harvest operations, it is commonplace to have 3 light units and a heavy duty onsite.

In addition to the above and for your information, the FPC has capacity to support local Brigades fire response with funds to provide additional equipment that can assist with an initial effective response.

5.7 Initial response on fires

Upon detection of a fire on or threatening the property the FPC Duty Officer will immediately dispatch rostered and otherwise available suppression resources. These resources will deploy under the direction of the controlling authority with the primary objectives of minimising the potential impact on the plantation and preventing the fire spreading onto adjoining land. The FPC Duty Officer will determine whether to request assistance from DBCA and/or the Plantation Fire Response Group dependent upon the prevailing fire danger, ignition point and initial fire behaviour.

It should be noted that initial rates of spread for fires in plantations can be up to 75% lower than those for open pastures due to the influence of tree canopy on wind speed.

It is noted that many brigade volunteers are not currently trained to respond to fire under forest canopy (whether native or plantation species). Training in plantation firefighting is currently underway and FPC is working with DFES and FIFWA to provide training material and make it available to relevant parties.

Initial attack on a fire will be determined by fire behaviour, weather conditions and fuel structures. It is proposed that the Incident Controller with support from experienced FPC staff, will assess each fire, against the following values in order of priority and initiate a coordinated response with the appropriate fire management structures to achieve these objectives.

1. Human life.
2. Community, State assets & infrastructure,
3. Rural property and infrastructure
4. Cost of suppression in relation to values threatened.

With fire behaviour and values in mind response strategies should follow this order of priority as a guide;

1. It is recommended that aerial assistance is requested immediately for fires on or in the immediate vicinity of the property when the prevailing fire danger is Very High or above.
2. Direct attack on head fires by ground and air resources where Head Fire Rate of Spread (HFROS) and safe access allows.
3. Parallel attack by extinguishing flank fire working towards the head fire;
4. Limit fire spread to pre-determined internal strategic firebreaks.
5. Limit fire spread to compartment breaks;
6. Limit fire spread to property boundary firebreaks;
7. Fall back to neighbouring properties, roads or where fire can be safely extinguished.

The FPC has several very experienced Fire Duty Officers and maintains its own in-house duty officer roster during the fire season. The duty officer is the principal point of contact for all enquiries and in the event of a fire, the key responsibility of the Fire Duty Officer is to liaise with the incident management team and other agencies on:

- Suppression strategies
- crew deployment;
- crew experience;
- shift changes and
- specialised equipment needs.

The FPC also has staff included in the DBCA roster for fire emergency availability (FEA). These staff fill planning roles at the control point, or operational roles forward of the control point, such as Operations Officer, Divisional Commander or Sector Commander.

5.8 Fire management maps

Fire management maps will be prepared annually to reflect current planting and contact information. Maps will be stored in waterproof tubes at property access points. Copies of Fire Management Maps will also be made available to the Fire Control Officer.

5.9 Firebreaks

External firebreaks are planned to be 15 metres wide and internal breaks 6 or 10 metres wide as shown in the attached Concept Fire Management Map. Firebreaks will be constructed and maintained in accordance with Shire Regulations and the *Guidelines for Plantation Fire Protection*.

Planting compartments have been designed to ensure that no point within the plantation will be more than 300m from an access point (firebreak or other).

Fire breaks will be maintained to be free of flammable material with a minimum 4 m trafficable width and 4.5 m vertical clearance.

The maximum grades on fire break will be no greater than 1 in 8 with the maximum cross fall not exceeding 1 in 33. The slightly undulating nature of the property makes this readily achievable.

There are no 'no through roads' included in the plantation design.

Firebreak maintenance will be completed annually. Treatments may include spraying or grading as well as pruning of edge trees depending upon specific circumstances.

5.10 Method of road, track and firebreak maintenance

The FPC will maintain firebreaks during September/November period each year to ensure they meet appropriate standards leading into each fire season. Where grazing or herbicide applications are ineffective a graded mineral earth break will be programmed to provide safe access around the plantation during summer months and the high fire risk period.

5.11 Water supplies

As part of the infrastructure onsite, water points will be maintained to provide permanent water within a maximum 20 minute turnaround time for fire within the plantation.

There are in excess of 20 dams and 3 tanks onsite ranging from 25,000 litres to 100,000 litres that will be maintained as available for use for emergency fire suppression efforts (see Concept Map).

The dams onsite will be assessed in late Summer to gauge which ones are suitable for future water points accessible by fire trucks.

Dams will be monitored as the plantation develops to determine if additional work is required to maintain reliable water supply.

5.12 Direction indicators of water points, road signs and other features

Plantation identification signage will be erected at key entry points around the property to facilitate effective incident reporting.

All water sources including dams, tanks suitable for fire suppression use will be signposted with directional markers. A laminated Fire map with these details will be also located at the entrances to the plantation area within the standard industry gate canister (Red).

5.13 Measures to protect infrastructure, powerlines, gas pipelines and Communication Cables

Set backs from infrastructure will be established in accordance with the *Guidelines for Plantation Fire Protection 2011*

- Between the plantation and an existing or approved habitable building must be a minimum of 100 metres, unless the building has been constructed to an appropriate higher standard.
- Between the plantation and an existing or approved non-habitable structure (i.e.. sheds and enclosed storage areas) must be minimum of 50 metres.

Representative setbacks are illustrated in the attached Concept Fire Management Map however distances will be confirmed by on ground physical measurement prior to establishment.

40m and 20m easements will be left around power lines in accordance with line ratings as per guidelines.

5.14 Surrounding fuels

Surrounding fire fuels consist of broadacre grazing paddocks, and native vegetation. Fuel reduction burning of the surrounding native vegetation on or adjoining the property may need to be considered with adjacent private landowners into the future. Where DBCA tenure adjoins the plantation FPC managers will liaise closely to ensure rotational burning programs are maintained to keep fuel levels to an acceptable level with FPC contributing financially to achievement of this outcome.

Most of the native vegetation stands on the property are effectively parkland cleared with a Eucalypt overstory and a mixed grasses understory (i.e.. the endemic understory has been grazed). FPC will consult regularly about the need for cool prescribed burns in spring in relevant locations to reduce grass fuel loads in these parkland cleared areas. Most of the native vegetation areas are unfenced and stock have access to reduce grass levels.

6. TIMBER HARVESTING PLAN

6.1 Location of harvesting operation

Harvesting operations will take place over the entire area of the plantation but be staggered according to the proposed establishment timelines and the pine sawlog management schedule as set out below. Extraction tracks and cartage routes will be determined prior to harvesting being due, in consultation with the Shire and in accordance with industry standards.

6.2 Timetable (to be updated at time of operations)

First thinnings will occur when the tree farm is approximately 12 years of age, and approximately 20 years for the second thinning. Final harvest should occur around age 30.

6.3 Harvesting operations

In the first thinning every 5th row (E row) will be removed to allow access for the harvester. Trees will then be selectively removed to achieve the desired stocking. The second thinning will also be a selective process and the final clearfall, will see all the trees being removed.

Harvesting will generally be carried out using conventional timber harvesting equipment which currently consists of machine harvesters felling the trees, extraction by forwarders and loading on to trucks.

6.4 Machinery and transport

The length of time until the planned final harvest means that it possible that technological innovations may alter industry standards.

The current standards are as follows;

- Machine harvesters - tracked excavators fitted with a felling/debarking head
- Forwarders - all wheel drive rubber tyred tractor
- Truck configurations – it is expected that haulage operations would utilise b-double or pocket road trains dependent on trafficability and access of sites as well as Shire and Main Roads WA restrictions

6.6 External Road Management

Access to the site for both light and heavy vehicles is directly from Wilga East Road and Cunningham Road. During the establishment and maintenance stages of the plantation it is unlikely that any damage will occur to the running surface adjacent to the entry points. However, when harvesting takes place with numerous heavy haulage trips, some damage to the running surface may occur adjacent to the entry point.

The FPC would propose to enter into a road use agreement with the Shire including coverage of harvesting traffic management measures and a commitment to rectification of any undue damage to public roads caused by harvesting operations and or movement of machinery associated with the plantation (based on pre and post operation road condition inspections)

During the establishment phase, it is projected that the site will be visited by 3 semi-trailer trucks for both carrying machinery and for carrying seedlings in each year. During harvesting operations, the site could have up to 9 B-double truck visits per day. Weights for the B-double trucks can reach up to 80 tons.

The FPC will provide notice to the Shire of Boyup Brook at least three months prior to any harvesting commencing.

6.7 Environmental safeguards

Harvesting operations will comply with all aspects of the *Code of Practice for Timber Plantations in Western Australia*.

Roads will be maintained during harvesting operation to minimize erosion and preserve water quality.

The risk of introducing pests or diseases via harvesting activities will be assessed prior to harvesting and appropriate hygiene measures will be adopted.

6.8 Safety

All associated operations will be as safe as possible and comply with *Occupational Health and Safety* and the *Safety and Health Code for Native Forest/ Hardwood Logging and Plantation Logging* will be observed.



APPENDIX

7. AUTHORISATION

Prepared by:

Matt Jones

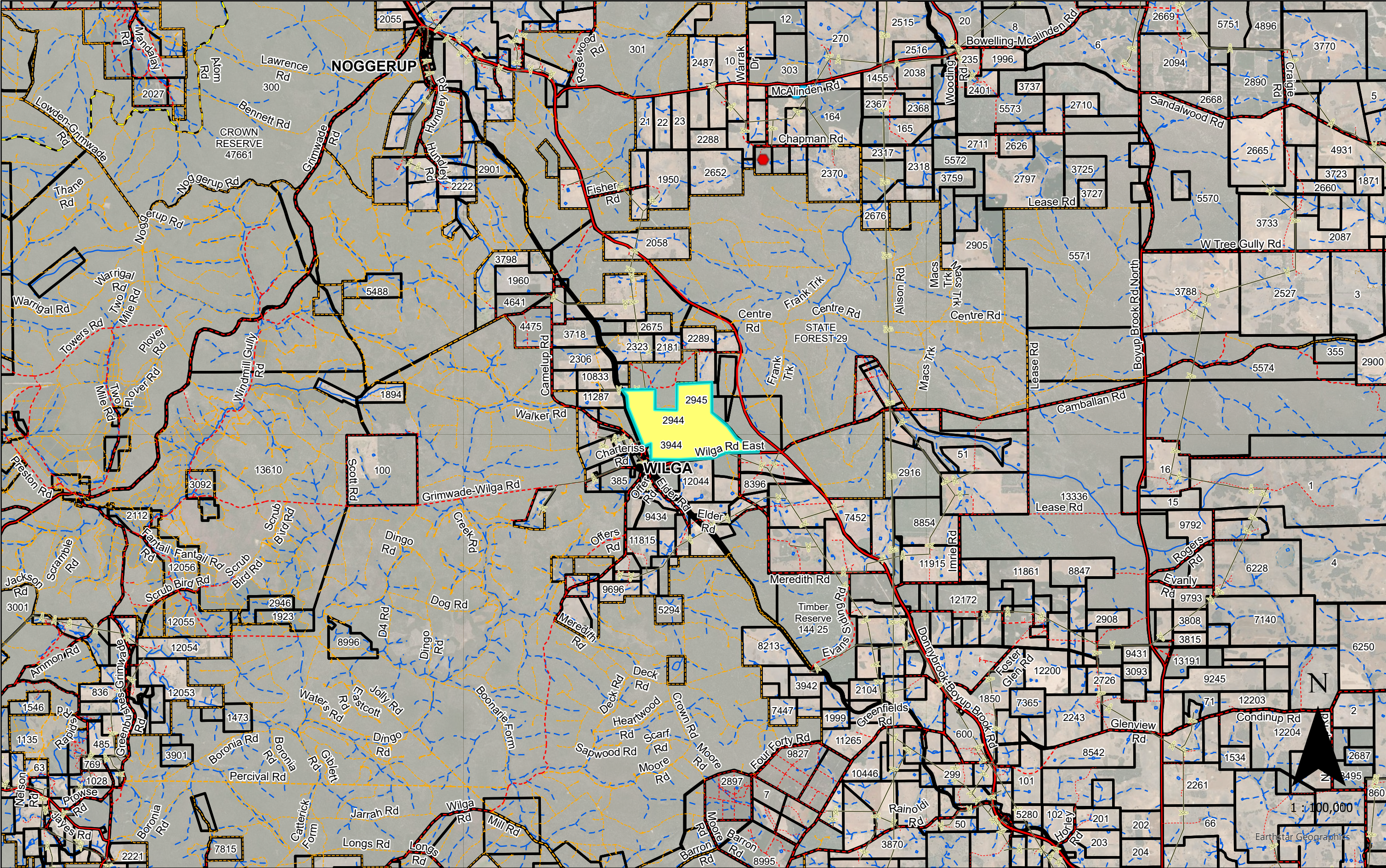
November 2022

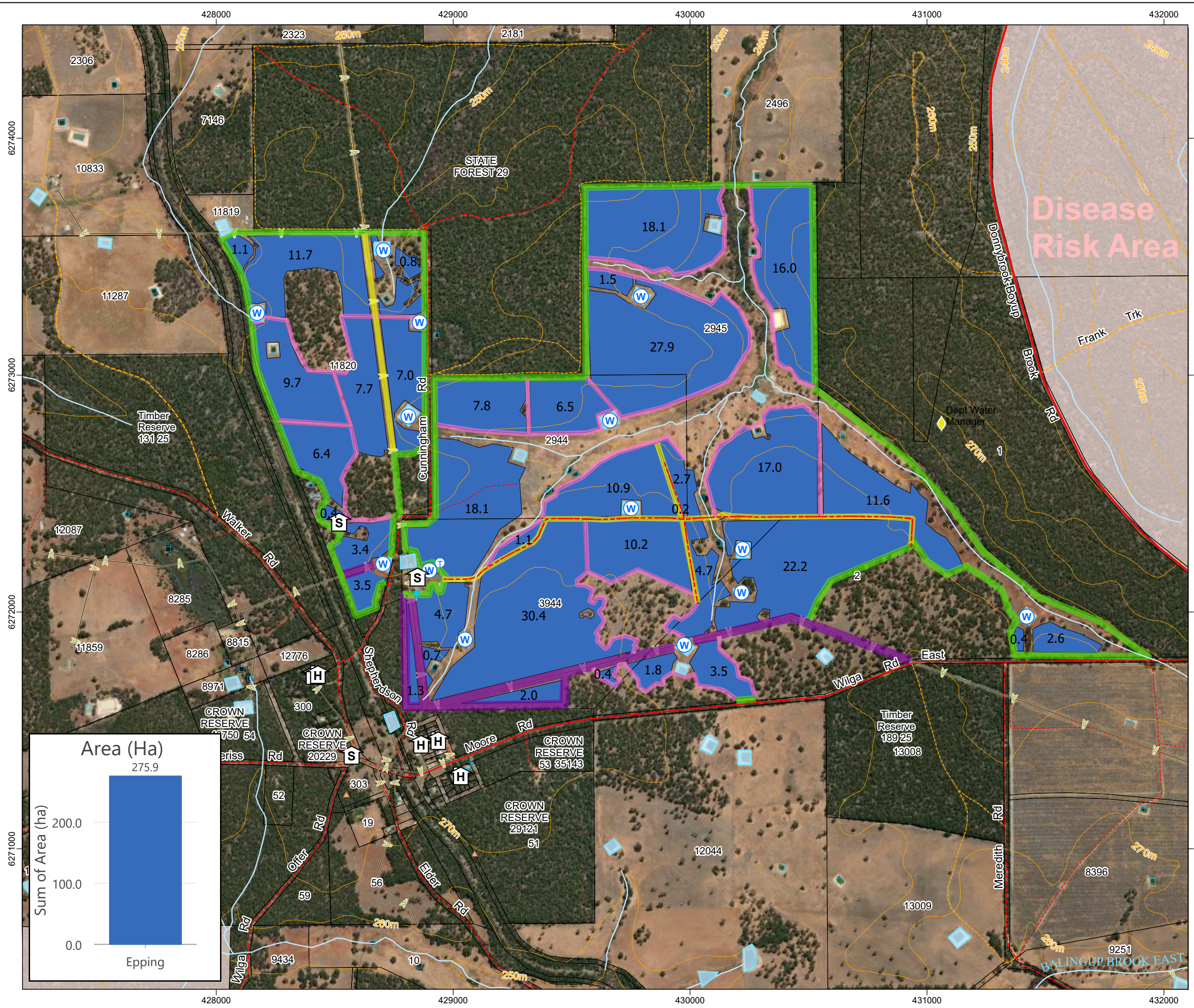
Approved by Manager, Forest Management:

A handwritten signature in black ink, appearing to read 'David Fildes'.

10/3/2022

Epping Farm Location Plan





Epping

275.9 Ha

Desktop Plan Only

L.G.A.: SHIRE OF BOYUP BROOK / SHIRE OF DONNYBROOK-BALINGUP
DBCA District: BLACKWOOD
Water Catchment: HARDY ESTUARY-BLACKWOOD RIVER / WELLINGTON DAM-COLLIE RIVER

<ul style="list-style-type: none">Concept AreaExternal Sensitivities<ul style="list-style-type: none">OtherFPC Points of Interest<ul style="list-style-type: none">HouseShedWater PointFPC Lines of Interest<ul style="list-style-type: none">Access TrackOperational Fuel Breaks<ul style="list-style-type: none">Fuel Break (6m)Fuel Break (10m)Fuel Break (15m)Fuel Break (20m)Threatened and Priority Fauna (DBCA-037)<ul style="list-style-type: none">Threatened - VulnerableDistribution Overhead Powerlines (WP-031)Roads (LGATE-012)<ul style="list-style-type: none">Main Road (Sealed)	<ul style="list-style-type: none">Minor Road (Sealed)Minor Road (Unsealed)Track (Unsealed)Roads (LGATE-134)<ul style="list-style-type: none">Forestry Road (Unsealed)Forestry Track (Unsealed)Cadastral BoundariesWater Points (LGATE-017)<ul style="list-style-type: none">Earth DamTankWater Courses (LGATE-018)<ul style="list-style-type: none">Minor RiverWater Bodies (LGATE-016)<ul style="list-style-type: none">Water BodySwamp/WetlandRelief (Contours)<ul style="list-style-type: none">Contours: 10m Intervals	<ul style="list-style-type: none">Public Drinking Water Source Areas (DWER)<ul style="list-style-type: none">Protection Area-P1Protection Area-P2Protection Area-P3Protection Area-P3*Protection Area-NAForest Disease Risk Areas (DBCA-024)External Sensitivities<ul style="list-style-type: none">OtherFPC Points of Interest<ul style="list-style-type: none">HouseShedWater PointWater Point - TankFPC Lines of Interest<ul style="list-style-type: none">Access TrackExternal Sensitivities<ul style="list-style-type: none">Other
---	---	---

Scale 1:15,000 (A3)

0 150 300 450 600 750 Metres

Projection: Universal Transverse Mercator CM117E Zone 50
Datum: Geocentric Datum of Australia 1994 (GDA 1994)
© 2022 Western Australian Land Information Authority

Produced by the GIS section
Forest Products Commission, Western Australia
COMMISSION PLAN FOR OPERATIONAL USE ONLY
Compiled by: matthewj Date: 6/12/2022

3.3.3 DBCA Suppression Response to Bushfire on or near FPC Plantations

SCOPE

These response arrangements are applicable to the management of bushfires on, or threatening, FPC plantations in the South West Land Division of Western Australia. This includes all and or parts of the Swan, South West, Warren, South Coast, Wheatbelt and Mid-West DBCA Regions (as shown below in Figure 2).

Four plantation categories and their corresponding response arrangements which are to be considered by DBCA Duty Officers upon notification of a bushfire incident are outlined below.

Categories 1 & 2 are applicable only in the Swan, South West and Warren DBCA Regions.

Categories 3 & 4 are applicable across all DBCA Regions within the South West Land Division as described above.

CATEGORY 1 – BUSHFIRES IN FPC PLANTATIONS ON DBCA MANAGED LAND

Parks and Wildlife is responsible for fire management including bushfire for all fires on, or threatening, DBCA managed lands (including Executive Director freehold land). The department will respond in a timely and adequate manner in accordance with legislation, State priorities and interagency arrangements, and to a degree that is appropriate to the:

- Safety of fire management personnel
- Values at risk
- Prevailing and forecast weather
- Availability of resources
- Cost of suppression operations
- Likelihood of long-term impact or net gain to the environment
- The nature of any pre-existing response arrangements

Relevant DBCA Duty Officer to notify FPC Duty Officer as soon as practicable.

CATEGORY 2 – BUSHFIRES IN FPC PLANTATIONS WITHIN 3 KILOMETRES OF BUT NOT ON DBCA MANAGED LAND

The landowner and the Local Government Authority (LGA) are responsible for fire management and bushfire suppression.

Includes both Sharefarm plantations, and plantations established on land purchased by FPC.

The suppression response will be as for Category 1.

Relevant DBCA Duty Officer to notify FPC Duty Officer as soon as practicable.

CATEGORY 3

- a) **BUSHFIRES IN FPC PLANTATIONS GREATER THAN 3 KILOMETRES FROM DBCA MANAGED LAND WITHIN THE SWAN, SOUTH WEST AND WARREN REGIONS**
- b) **BUSHFIRES IN ALL FPC PLANTATIONS OUTSIDE OF THE SWAN, SOUTH WEST AND WARREN REGIONS**

The landowner and the LGA are responsible for fire management and bushfire suppression.

The relevant DBCA Duty Officers may or may not dispatch suppression resources based on a request from the LGA Chief Bushfire Control Officer (CBFCO).

Relevant DBCA Duty Officer to notify FPC Duty Officer as soon as practicable.

CATEGORY 4 – BUSHFIRES IN PRIVATE PLANTATIONS

The landowner and the Local Government Authority are responsible for incident management and suppression. DBCA **do not** have any bushfire suppression agreements with any private plantation owners.

Any response will be based on requests from the LGA CBFCO.

Note: In all the above categories the response will also take into consideration guidance given in the DBCA Fire Management Policy 19, and the various DBCA Regional and District Fire Preparedness and Response Plans.



Figure 2: South West Land Division of Western Australia

3.4 Other Fire Response

3.4.1 South West Response Zone

When active between 1st December and 31st March 0800-1800, there will be an immediate response from Parks and Wildlife for fires occurring on CALM Act tenure.

Perth hills and South West softwood plantations					
Fire danger index (JFDI)	0-60	61-100	101-140	141+	LGA harvest and vehicle movement ban
High risk operations (all steel tracked machines, harvesters, excavators, bull dozers, and chainsaws)					
Low site fire hazard					
High site fire hazard					
Extreme site fire hazard	No machine operations to occur on these sites from December 15th to March 15th without Strategic Asset and Fire Managers approval				
Medium risk operations (rubber tyred/tracked machines including; graders, skidders, harvesters, forwarders, front end loaders, infield chippers on cleared site)					
Low site fire hazard					
High site fire hazard					
Extreme site fire hazard					
Low risk operations (graders, light vehicles and trucks on formed roads and spraying activities)					
Low site fire hazard					
High site fire hazard					
Extreme site fire hazard					

Key

Contractors must meet the following requirements prior to commencing work:

	No restrictions
	Operator within phone/radio contact with Supervisor (Supervisor in phone contact with DBCA Duty Officer and FPC).
	Minimum of 1 light unit per machine
	Minimum of 2 light units on site
	Compulsory grab tank (min 400L) attached to forwarder or other approved machine-based suppression capacity on site located within 100m of active machine.
	Minimum of 1 manned (2 operators available) heavy duty fire tank unit, minimum of 1 light unit per machine to be stationed on site, and remain and inspect the site for 1 hour after machine stops work.
	Minimum of grab tank (forwarder) or other approved machine based suppression capacity and a minimum of 1 light unit and heavy duty to be stationed on site and remain and inspect the site for 1 hour after machine stops work.
	Cease operations and inspect the site for 1 hour after machine stops work.
*	Exception - Loading and transporting logs from a cleared break or landing is permitted providing Operator within phone/radio contact with DBCA Duty Officer and FPC Supervisor. Minimum of 2 manned light units to be stationed on site and to remain and inspect the site for 15 minutes after machine stops work.
**	Exception - Rubber tyred vehicles travelling along formed roads. Does not include machinery conducting road maintenance.

These restrictions are a guideline only. Senior Operational Manager or Fire Duty Officer may consider further restrictions if conditions change.

Silviculture Operations:

Tracked machines working on cleared sites for establishment purposes may be assessed as Medium Risk Operations subject to approval from the Manager Silviculture and Manager Fire Protection.

Note: These guidelines do not apply to fire suppression activities.

Definitions

Low site fire hazard - Ground prepared for establishment (windrowed, heaping crusher rolled, mounded)

High site fire hazard - Heavy fuel loadings (including all standing plantations with dry needle bed)

Extreme site fire hazard - Steep slopes > 14 degrees and containing exposed rock and with heavy fuel loads (includes cured harvesting debris / red tops)

On site - located so as to support any potential ignition point within five minutes

Heavy duty manned (2 operators) - 4-wheel drive truck with 2,700 litre water tank and pump rate 1,200 litres per minute. Trucks must have capacity to deliver min 100m hose lay response with appropriate nozzle.

Light unit/Fast Attack - 4WD vehicle or attached trailer with 400 litres of water and 5 hp pump, rake and/or shovel

1. Purpose / objectives

1. Minimise the chance of uncontrolled fire impacting life and property, community and industry assets and associated environmental values.
2. Ensure contractors are aware of opportunities to provide basic skills to their employees to help mitigate fire risk and safely provide initial suppression efforts to protect their equipment and surrounding forest assets.
3. This checklist is applicable to Native Forest and Plantations operations only.

2. PROCEDURE

The Contractor must:

1. Adhere to this procedure and operational restrictions as instructed at all times
2. Ensure all personnel and equipment complies with this procedure at all times. Failure to comply may result in the suspension of services until the fault is rectified.
3. Ensure all field employees have successfully completed the FPC Fire Awareness module within the first six months of employment and provide FPC with details of all current employees if not consistent with industry training records.
4. Ensure that all personnel conform with the minimum standards for Personal Protective Equipment (PPE) for all fire suppression activities.
5. Take all necessary precautions to prevent the occurrence or spread of fire in their worksite.
6. Not light fires in any forest area without the permission of the FPC (FPC) and local fire authority. (DBCA, Shire FCO)
7. During the Restricted and Prohibited burning periods, notify the FPC of their intent to work on weekends or public holidays by midday of the preceding workday. The FPC Duty Officer (FPC DO) will determine if the proposed work can occur and what restrictions will apply.
8. Monitor the State's emergency broadcaster (ABC radio) and the Department of Fire and Emergency Services website (<http://www.dfes.wa.gov.au/totalfirebans/Pages/default.aspx>) for any Local Government imposed bans.

The FPC must:

9. Ensure the [FPC810 Checklist – Contractor Fire Responsibilities](#) is completed during the second week of December on **ALL ACTIVE OPERATIONS** during the span of that week and copies retained on Contractors operational file and within the 788FP Annual Fire Requirements.
10. Notify the contractor during the Restricted and Prohibited burning periods of any operational restrictions based on the forecast fire danger such as shut down times, additional suppression equipment required and/or the requirement to monitor the site for 1 hour after the machine has come to rest.

11. Advise the relevant fire manager of the intended worksite location of Contractor(s) during the Restricted and Prohibited period.
12. Consult with the relevant land manager and the FPC DO during the Restricted and Prohibited burning periods regarding the Contractor's intention to work on weekends or public holidays and any fire related requirements that may be necessary.

2.1 Vehicles and equipment

The Contractor must (at all times):

1. Ensure all vehicles and equipment (including chainsaws) entering the forest have:
 - An effective exhaust system maintained in good working order (BFR 1954 24A.5).
 - Appropriate spark arrester fitted to all internal combustion engines (BFR 1954 24A.5(b)).
 - A fire extinguisher in a sound and efficient condition; defined as a container filled with at least 7.5 litres of water and has a pump capable of discharging that water (BFR 1954 3).
 - A fire rake or shovel with their fire unit.
 - For graders and bulldozers: exhaust systems that discharge emissions vertically upwards (BFR 1954 37A(b)).
2. Light vehicles must remain within 10 m of roads.
3. Daily machine start-up procedures should include a check that the machine is clean of combustible material, particularly the spaces between the engine and engine guards.

2.2 Fire-fighting appliances

During the Restricted and Prohibited burning periods, or as determined by the FPC the Contractor must:

1. Provide on-site, and maintain in good working order, a mobile fire-fighting unit consistent with the requirements of the Guidelines for applying stipulated operational restrictions for that specific operation site. Comprising of a full water tank with a minimum capacity of 400 litres connected to a powered pump with minimum of 20 m heat tolerant PVC/Nitrile hose and capacity to pump 100L/min (minimum).
2. Locate the fire suppression unit/s as per applicable Guidelines for applying operation restrictions to manage fire risk – [FPC145](#), [FPC146](#) and [FPC147](#).
3. Ensure all personnel at the worksite can safely operate the fire-fighting unit in the event of an emergency.
4. Remain on site for one hour after the machine has closed down and work is complete on days when restrictions based on the FDR are applied.

2.3 Smoking

1. Is prohibited in all forest operations, except where the ground surface is clear of all vegetation or other flammable material.
2. There will be no smoking of cigarettes within six metres of any refuelling site.

2.4 On-site maintenance – Hot Works

The Contractor must:

1. Only conduct in-forest maintenance involving hot works once authorisation from the FPC is obtained and ensure:
 - All hot work to be carried out on mineral earth breaks.
 - Before hot work, the area will be wet down with a fire unit in a 6m radius.
 - There shall be more than one person onsite while carrying out hot works.
 - A serviceable fire unit will be on standby at the site of the hot work.
2. Not undertake hot works on days when a Total Fire Ban has been imposed for the area of operation.

The FPC must:

3. Consult with the relevant land manager regarding the intended timing and location of any hot works authorised during the Restricted and Prohibited period, for work on ALL land tenures.

2.5 Fire suppression on or near the worksite

1. **In the event of a fire occurring the contractor must call 000 fire emergency** in the first instance to log the incident with COMCEN (Department of Fire and Emergency Services Communication Centre). Where radio / phone communications are limited, this may require immediately travelling to the nominated emergency communications point in the contractor's emergency safety plan for the worksite to initiate the 000 call.
2. Once the emergency call has been made then the contractor must call the FPC DO **(08 9725 5288)**. The FPC DO will liaise with the land manager on the further coordination for the effective and efficient management of the fire incident.
3. Within employee capacity and training and due consideration for personal safety, endeavour to suppress a fire starting on, or in the vicinity of, the worksite until fire crews arrives.
4. Be competent in the use of the on-site suppression equipment to protect life and property.
5. Assist with the evacuation of personnel and equipment.
6. Pay for any costs incurred by the contractor in suppressing or attempting to suppress a fire on their worksite resulting from the Contractor's operations.

The Contractor should follow the FPC Wildfire Emergency Response ADVISE process in reporting and responding

- *Alert someone who can contact others to seek help to suppress*
- *Defend if safe to do so, take action to suppress where safe and skills support action*
- *Vocalise “communicate” your movements constantly, so others are aware of your situation, location*
- *Identify safe escape routes should fire escalate*
- *Safety zone, know where they are and when to go there*
- *Equipment is critical, ensure PPE is always used when responding to wildfire*

2.6 Wildfire fire risk appreciation and operational restriction guidelines process.

1. All worksites will be allocated a site risk for fire, based on local topography, soil types, fuel types and loadings.
2. Operation type, method and machines will be considered to establish operational risk.
3. Restriction to activities will be determined by applying the Fire Danger Rating, forecast weather conditions for site and operational risk. The capacity of FPC staff, contractors, and other fire agencies to respond to wildfire for the operational period will also be taken into consideration.
4. Daily restriction details will be forwarded to Contractor managers each day by email (FPC199). It will be the managers responsibility to forward these restrictions on to all employees and ensure compliance.